



Technical Sales Guide

U-Match 5 SERIES AIR CONDITIONERS

(GC201809-III)

TECHNICAL SALES GUIDE 50/60Hz

CAPACITY RANGE: 3.5-16kW

SUPER HIGH AMBIENT OPERATION TO 48°C



CONTENTS

1.PRODUCT LIST	1
2.NOMENCLATURE	7
3.PRODUCT FEATURES	8
4.PRODUCT PARAMETERS	15
5.PRODUCT OPERATION RANGE.....	29
6.CAPACITY CORRECTION	30
7.AIR VOLUME STATIC PRESSURE CURVE	69
8.AIRFLOW CHART	77
9.NOISE CURVE	101
10.DIMENSIONS AND INSTALLATION SITE.....	164
11.ELECTRICAL INSTALLATION	176
12.LIST OF STANDARD AND OPTIONAL PARTS	188

U-Match 5 SERIES AIR CONDITIONERS TSG

1 PRODUCT LIST

➔ 1.1 Outdoor Unit

Model	Power supply	Finished product code	Appearance
	(V,Ph,Hz)		
GUD35W/NhA-T	220-240V ~50Hz 208-230V ~60Hz	CF090W1310	
GUD50W/NhA-T		CF090W1210	
GUD71W/NhA-T		CF090W1220	
GUD85W/NhA-T		CF090W1230	
GUD100W/NhA-T		CF090W1240	
GUD125W/NhA-T		CF090W1260	
GUD140W/NhA-T		CF090W1280	

Model	Power supply	Finished product code	Appearance
	(V,Ph,Hz)		
GUD100W/NhA-X	380-415V 3N~50Hz/60Hz	CF090W1250	
GUD125W/NhA-X		CF090W1270	
GUD140W/NhA-X		CF090W1290	
GUD160W/NhA-X	380-415V 3N~50Hz/60Hz	CF090W1300	

Note: 1 Ton = 12000Btu/h = 3.517kW

If one outdoor unit is to be connected with multiple indoor units, the indoor units must have the same cooling capacity and be of the same type.


U-Match 5 SERIES AIR CONDITIONERS TSG




➔ 1.2 Indoor Unit

Model		Rated Cooling/ Heating Capacity (kW)	Power supply (V,Ph,Hz)	Finished product code	Appearance
Cassette Type	GUD35T/A-T	3.5/4.0	220-240V ~50Hz 208-230V ~60Hz	ET010N1640	
	GUD50T/A-T	5.0/5.5		ET010N1540	
	GUD71T/A-T	7.0/8.0		ET010N1420	
	GUD85T/A-T	8.5/8.8		ET010N1430	
	GUD100T/A-T	10.0/12.0		ET010N1440	
	GUD125T/A-T	12.1/13.5		ET010N1450	
	GUD140T/A-T	13.4/15.5		ET010N1460	
	GUD160T/A-T	14.5/17.0		ET010N1470	

Model		Rated Cooling/ Heating Capacity (kW)	Power supply (V,Ph,Hz)	Finished product code	Appearance
Duct Type (without pump)	GUD35P/A-T	3.5/4.0	220-240V ~50Hz 208-230V ~60Hz	CF022N1650	
	GUD50P/A-T	5.0/5.5		CF022N1630	
	GUD71P/A-T	7.0/8.0		CF022N1670	
	GUD85P/A-T	8.5/8.8		CF022N1610	
	GUD100PH/A-T	10.0/12.0		CF022N1590	
	GUD125PH/A-T	12.1/13.5		CF022N1570	
	GUD140PH/A-T	13.4/15.5		CF022N1550	
	GUD160PH/A-T	16.0/17.0		CF022N1530	

U-Match 5 SERIES AIR CONDITIONERS TSG

Model		Rated Cooling/ Heating Capacity (kW)	Power supply (V,Ph,Hz)	Finished product code	Appearance
Duct Type(with pump)	GUD35PS/A-T	3.5/4.0	220-240V ~50Hz 208-230V ~60Hz	CF022N1640	
	GUD50PS/A-T	5.0/5.5		CF022N1620	
	GUD71PS/A-T	7.0/8.0		CF022N1660	
	GUD85PS/A-T	8.5/8.8		CF022N1600	
	GUD100PHS/ A-T	10.0/12.0		CF022N1580	
	GUD125PHS/ A-T	12.1/13.5		CF022N1560	
	GUD140PHS/ A-T	13.4/15.5		CF022N1540	
	GUD160PHS/ A-T	16.0/17.0		CF022N1520	

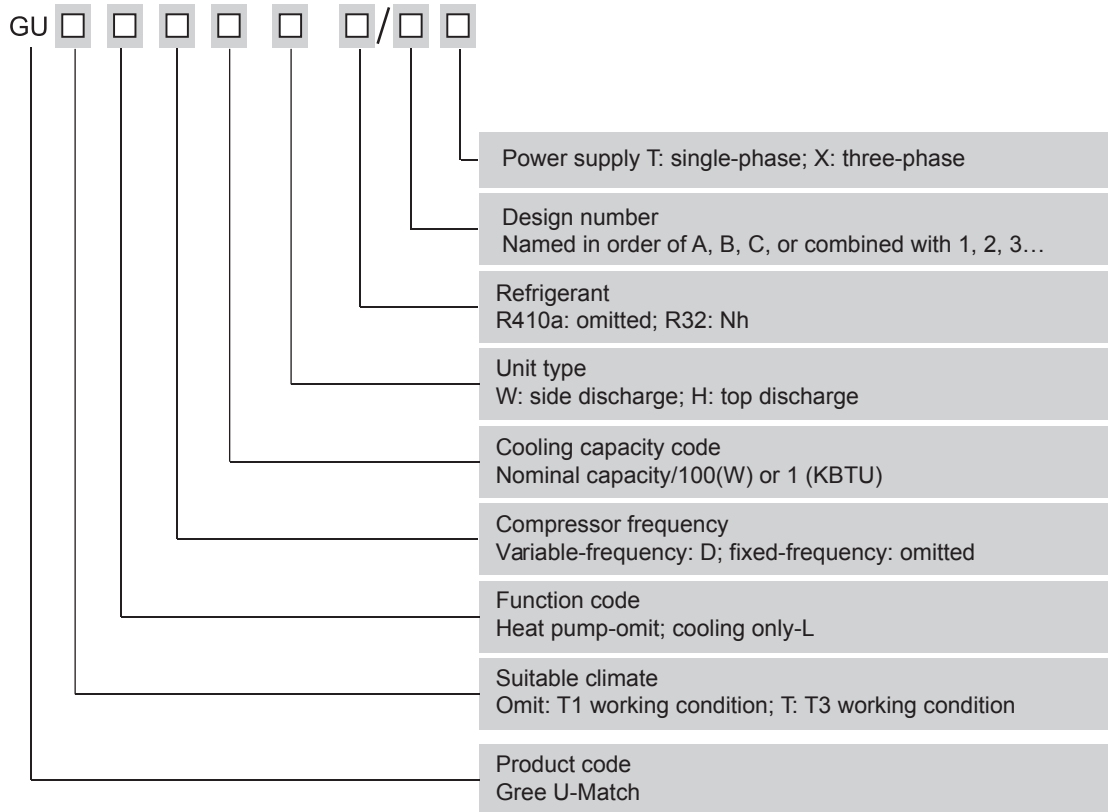
Model		Rated Cooling/ Heating Capacity (kW)	Power supply (V,Ph,Hz)	Finished product code	Appearance
Floor Ceiling Type	GUD35ZD/A-T	3.5/4.0	220-240V ~50Hz 208-230V ~60Hz	ED020N1720	
	GUD50ZD/A-T	5.0/5.5		ED020N1730	
	GUD71ZD/A-T	7.0/8.0		ED020N1740	
	GUD85ZD/A-T	8.5/8.8		ED020N1750	
	GUD100ZD/A-T	10.0/12.0	220-240V ~50Hz 208-230V ~60Hz	ED020N1680	
	GUD125ZD/A-T	12.1/13.5		ED020N1690	
	GUD140ZD/A-T	13.4/15.5		ED020N1700	
	GUD160ZD/A-T	16.0/17.0		ED020N1710	

Note: The outdoor unit is generally suitable to any one of the three types of indoor units with no need of change (limited to cassette type, duct type and floor ceiling type).

2 NOMENCLATURE

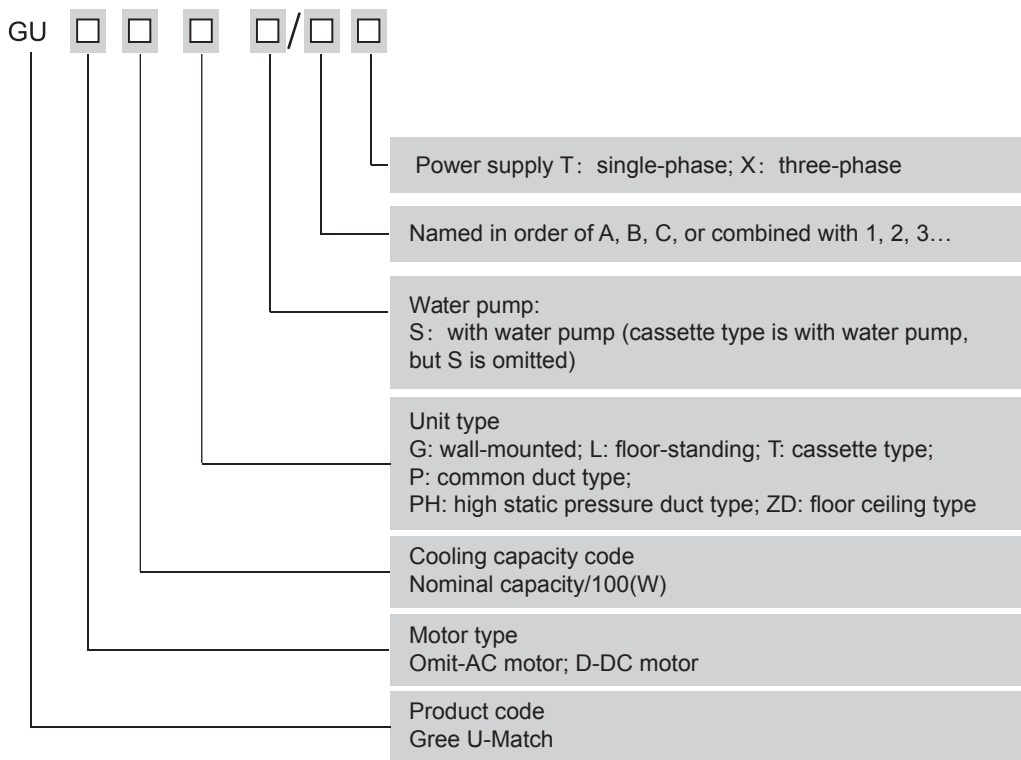
➔ 2.1 Nomenclature of Outdoor Unit

Basic structure of outdoor unit model designation.



➔ 2.2 Nomenclature of Indoor Unit

Basic structure of indoor unit model designation.



3 PRODUCT FEATURES

Gree R32 High-efficiency U-Match Series can be widely applied in small-sized super markets, chain stores, hotels, restaurants, office rooms, meeting rooms, etc, especially suitable to small-sized commercial and industrial use. Indoor units adopt clasp type, duct type and floor type design for flexible installation. Even when the outdoor temperature is lowered to -20°C, it can still deliver cooling performance. It is also a necessary piece of equipment for winter.

- ◆ High Efficiency and Energy Saving
 - 1W standby
 - Energy saving
 - DC motor
 - 8°C heating (absence mode)

- ◆ Comfortable and Healthy
 - 360°air discharge
 - Sleep mode
 - Quiet mode
 - Fresh air
 - I fee、Turbo
 - Vertical airflow

Horizontal airflow (limited to floor ceiling unit)
Fast cooling, fast heating
Switch between °F and °C

- ◆ Reliability
 - Self-diagnosis
 - Filter cleaning reminder
 - Low temperature cooling
 - Intelligent defrosting
- ◆ Easy Control
 - WIFI
 - Double wired controllers
 - Access control
 - Centralized control
 - Timer On/Off
 - Remote control
 - Weekly timer
 - BMS gateway
 - Programmable remote control
 - Remote control of dry contact gateways
 - Child lock
- ◆ Versatility
 - Multiple selections of Fan Speed
 - Multiple modes of static pressure
 - Wide voltage range
- ◆ Convenience
 - Memory function
 - Filter cleaning reminder

3.1 Eco-Friendly Refrigerant R32

68% lower GWP than that of R410A.
30% lower refrigerant charge compared to R410A.

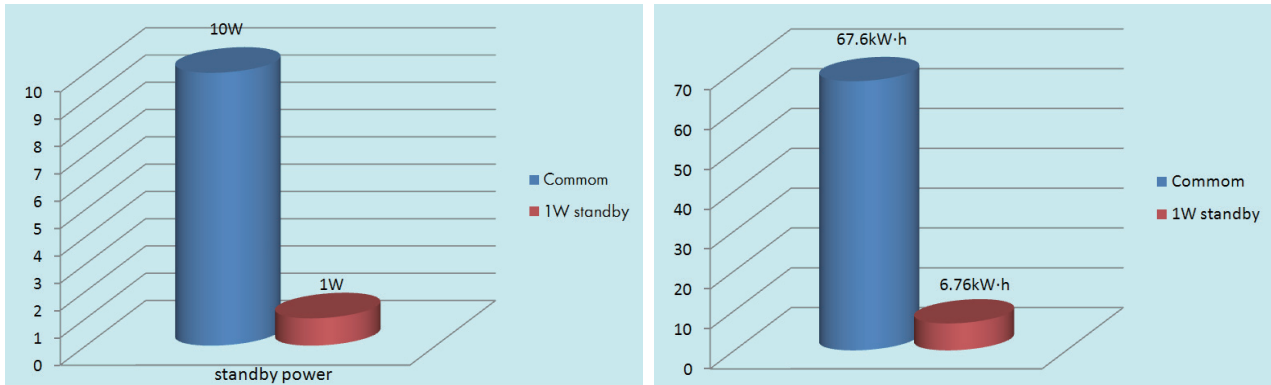
3.2 User-Friendly Design

1. User can set room temperature in auto mode.
2. In winter, if you are away, the unit can maintain room temperature at 8°C, to care for your pets and plants.
3. Power-off memory function: in case of power failure, unit can memorize the operating condition and restore the previous operating condition when power is resumed.
4. Ambient temperature check: user can check indoor ambient temperature, outdoor ambient temperature and the set temperature through wired controller or remote controller.

➔ 3.3 Energy Saving

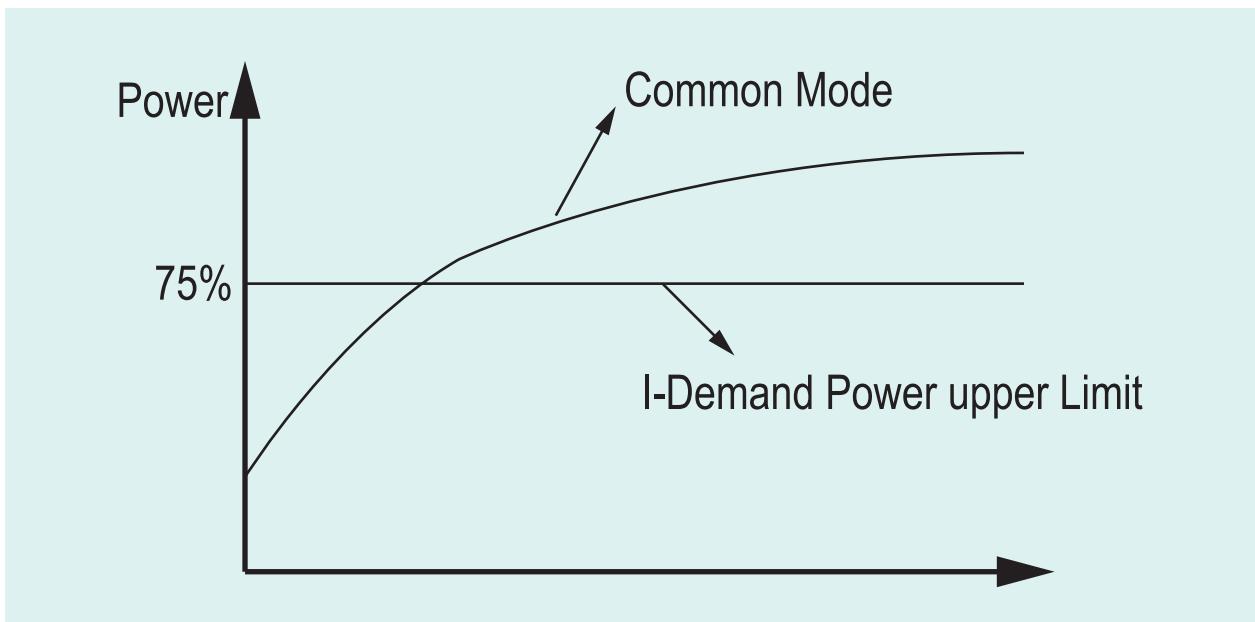
3.3.1 High Energy Efficiency

Power consumption in standby status is only 1W.



3.3.2 I-Demand

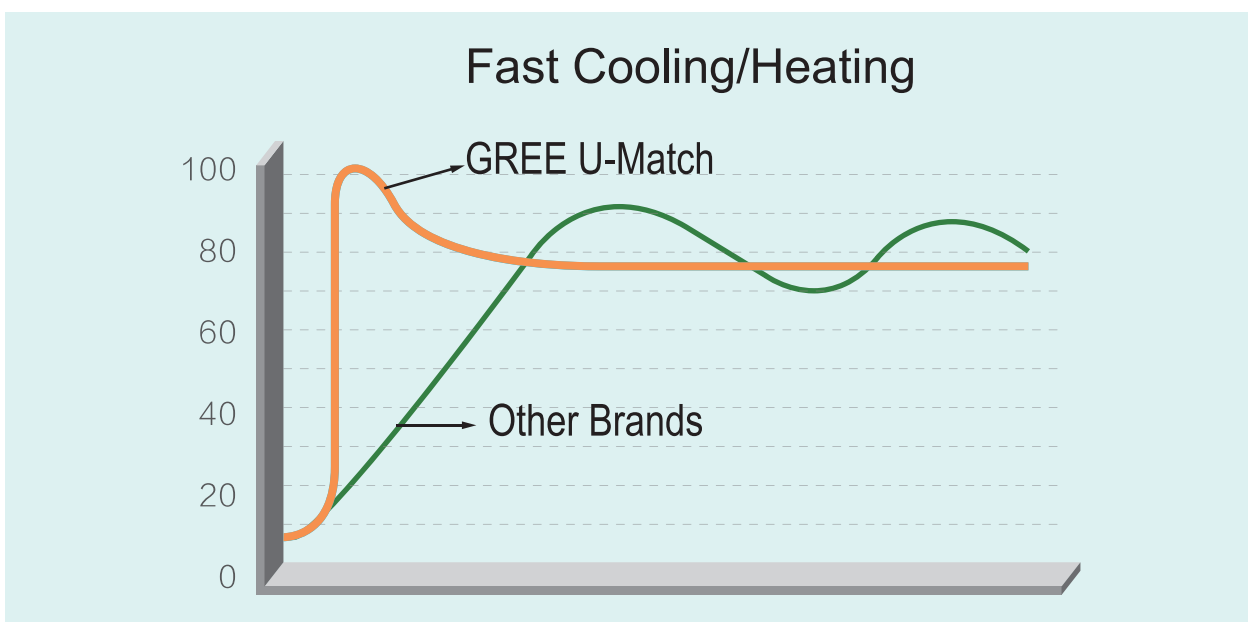
I-Demand function, with 25% power saving.



➔ 3.4 Highly Comfortable

3.4.1 Fast Cooling/Heating

When the difference between room temperature and the set temperature is large, the unit will enter fast cooling or fast heating mode upon startup, and then quickly reach the user's set temperature.



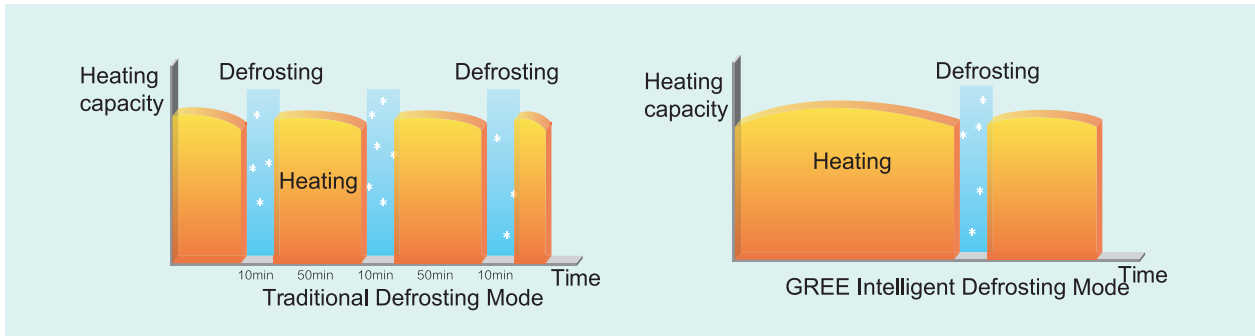
3.4.2 Quiet Design

Both indoor and outdoor units can run quietly, with no noise disturbance to neighbours while providing you with a quiet and comfortable environment.



3.4.3 Intelligent Defrosting

Gree Intelligent Defrosting Technology enables the unit to correctly judge the frost of its outdoor condenser using a temperature sensor. "Defrost what is frosted." Heating effect is enhanced, for a comfortable room.

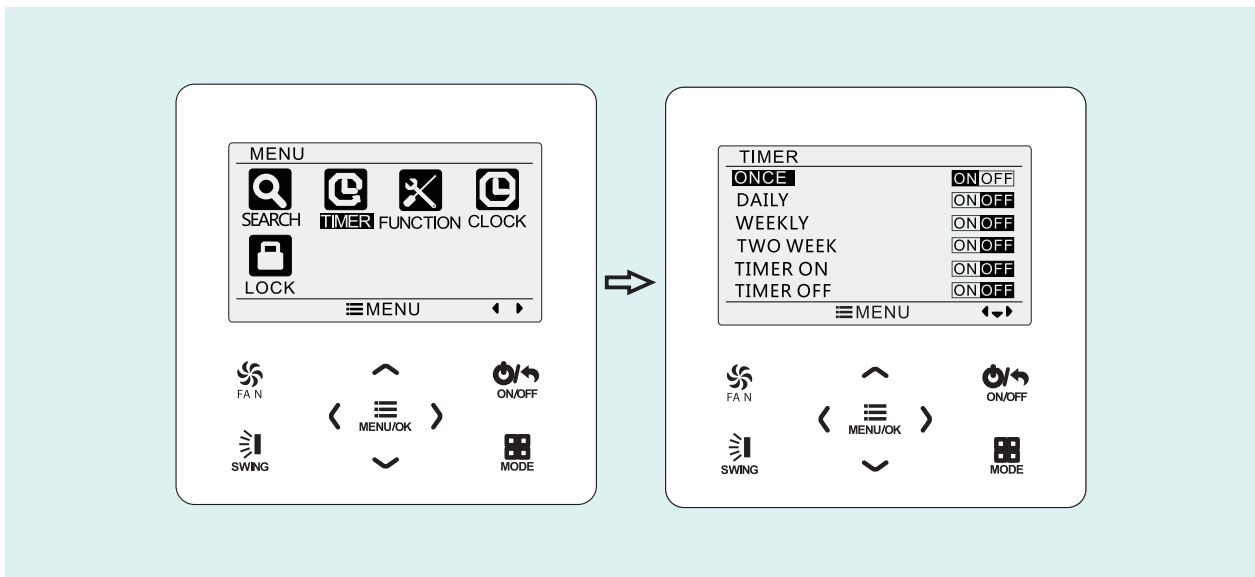


➔ 3.5 Smart Convenient Control

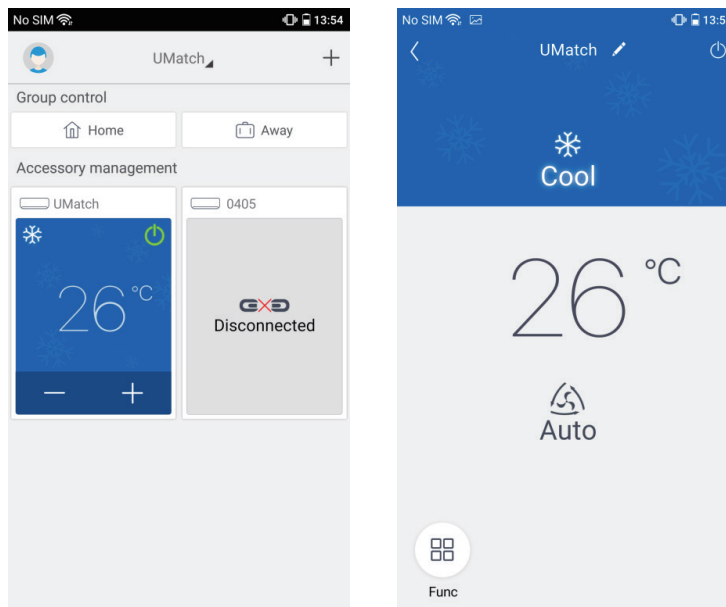
Smartphone APP Control Available.

3.5.1 Timer Setting

The wired controller XK75 (optional) can set 6 kinds of timer: one time clock timer, everyday timer, one week timer, two week timer, countdown timer on and countdown timer off. Select timer symbol after entering menu page. Press MENU button to enter timer setting page. More details please refer to the wired controller XK75 manual.




3.5.2 Smart APP Control(WiFi Module needed-Optional)



3.5.3 Double Wired Controllers (Optional)

Double wired controllers can be set. They have the same functions and can be installed at the door and bedside, to provide convenient AC control. This function is available in each product of this series. Take duct type unit as an example:



3.5.4 Centralized Control(Optional)

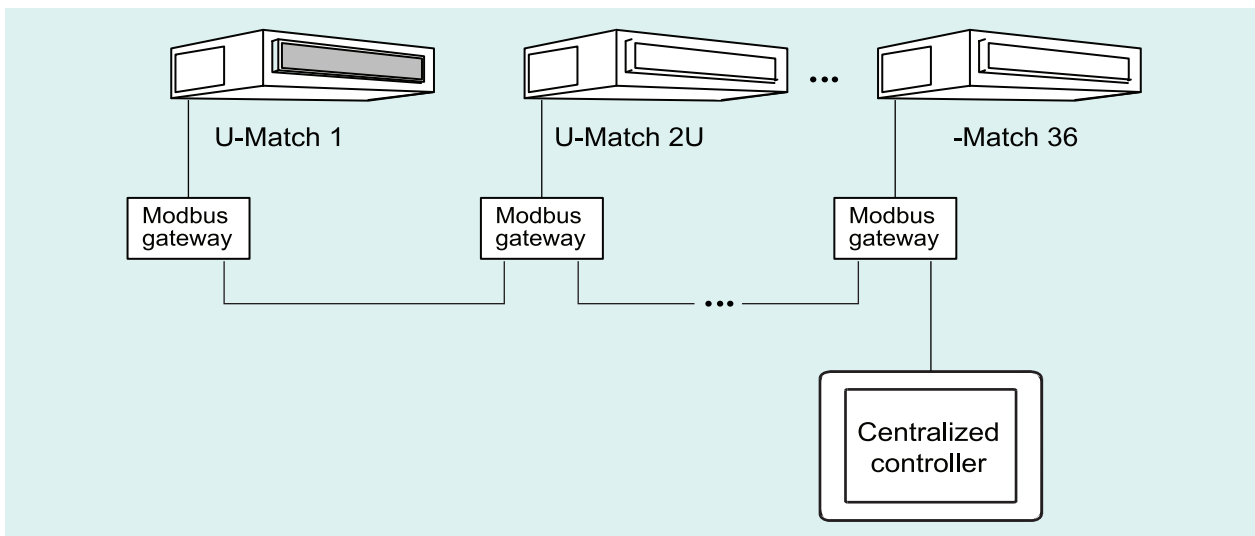
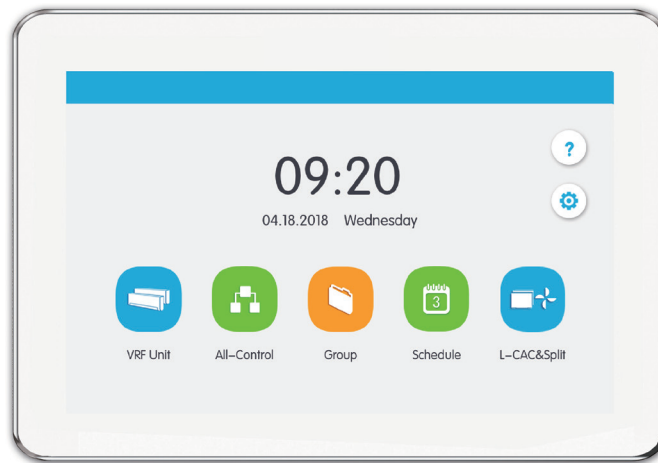
Model: CE52-24/F(C)

Dimension(H*W*D): 128.2mm *185.2mm*54mm

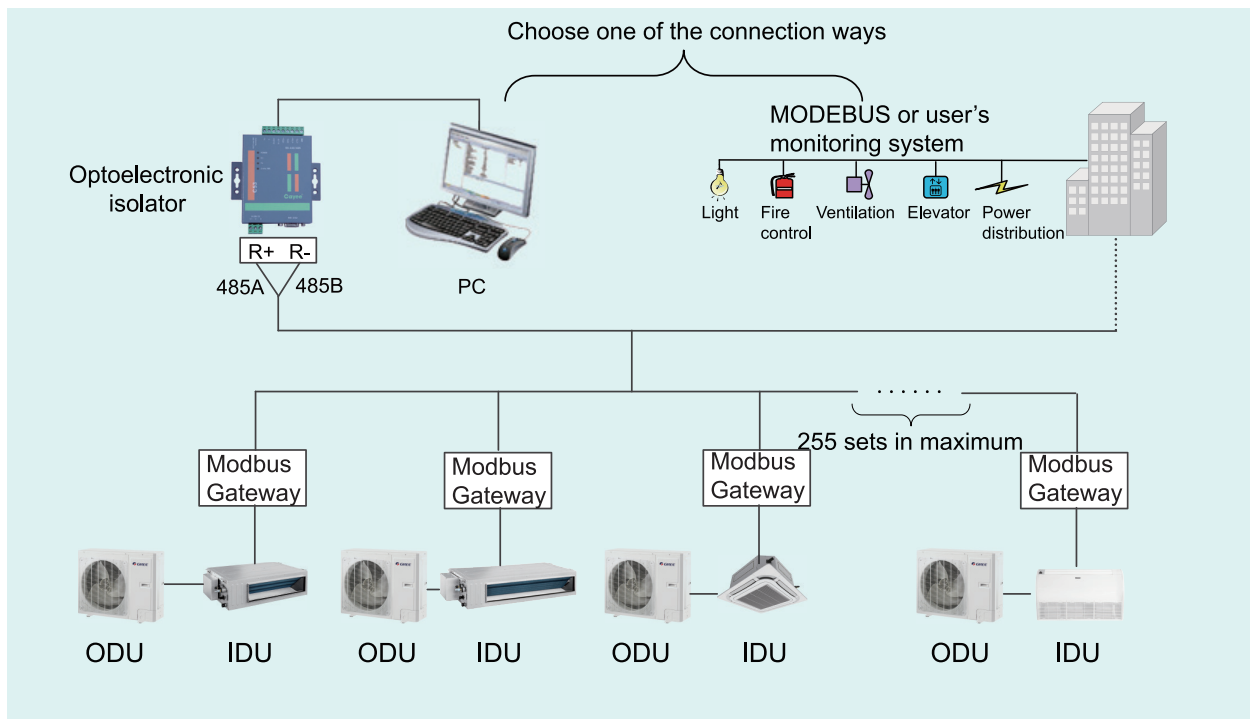
Centralized control for up to 36 indoor units.

Basic control includes On/Off, mode, Fan Speed, temperature, etc.

Modbus gateway required.



3.5.5 MODBUS Interface (Optional)



4 PRODUCT PARAMETERS

4.1 Cassette Type

	IDU		GUD35T/A-T	GUD50T/A-T	GUD71T/A-T	GUD85T/A-T
	ODU		GUD35W/NhA-T	GUD50W/NhA-T	GUD71W/NhA-T	GUD85W/NhA-T
Rated Capacity	Cooling	kW	3.5	5.00	7.00	8.50
	Heating	kW	4.0	5.50	8.00	8.80
Input Power	Cooling	kW	1.00	1.56	2.05	2.80
	Heating	kW	1.05	1.65	2.20	2.65
Sound Pressure Level Noise	Cooling	dB(A)	41	44	43	49
EER		W/W	3.50	3.21	3.41	3.04
SEER		—	5.90	5.90	7.20	6.10
SCOP		—	4.0	4.00	3.90	4.00
Energy Class (Cooling /Heating)		—	A+/A+	A+/A+	A++/A	A++/A+
	IDU		GUD35T/A-T	GUD50T/A-T	GUD71T/A-T	GUD85T/A-T

			IDU	GUD35T/A-T	GUD50T/A-T	GUD71T/A-T	GUD85T/A-T
			ODU	GUD35W/NhA-T	GUD50W/NhA-T	GUD71W/NhA-T	GUD85W/NhA-T
Power Supply			220-240V ~50Hz;208-230V ~60Hz				
Heat Exchanger		—	Inner Groove Copper Tube-Aluminum Fin				
Front Panel	Dimensions	mm	620*620	620*620	950*950	950*950	
	Weight	kg	3	3	6	6	
Fan Motor	Type	—	Centrifugal Fan				
	Drive	—	direct	direct	direct	direct	
	Motor Output	W	30	35	35	35	
	Air Volume	m ³ /h	650	700	1100	1400	
Filter		—	PP		PP-MD10		
Connection Pipe	Liquid Pipe	in.	1/4	1/4	3/8	3/8	
	Gas Pipe	in.	3/8	1/2	5/8	5/8	
	Water Pipe	mm	Φ25*1.5	Φ25*1.50	Φ25*1.50	Φ25*1.50	
Dimensions (H*W*D)	Outline	mm	265*570*570	265*570*570	240*840*840	240*840*840	
	Package	mm	295*653*698	295*653*698	325*963*963	325*963*963	
Weight	Net Weight	kg	17	17	29	29	
	Gross Weight	kg	22	22	36	36	
ODU			GUD35W/NhA-T	GUD50W/NhA-T	GUD71W/NhA-T	GUD85W/NhA-T	
Heat Exchanger		—	Inner Groove Copper Tube-Aluminum Fin				
Power Supply			220-240V ~50Hz;208-230V ~60Hz				
Compressor	Model		QXF-A102zE170B	QXF-B141zF030F	QXFS-D25zX090H	QXFS-D25zX090H	
	Type		Inverter Rotary	Inverter Rotary	Inverter Rotary	Inverter Rotary	
	Output	W	1023	1410	2420	2420	
Fan Motor	Type	—	Axial-flow				
	Air Volume	m ³ /h	3000	3000	3600	4000	
	Output Power	W	—	40	—	—	
Refrigerant	Type		R32				
	Weight	kg	0.78	1.00	1.60	1.80	
	Throttling Method		Electronic Expansion Valve				
Connection Pipe	Liquid Pipe	in.	1/4	1/4	3/8	3/8	
	Gas Pipe	in.	3/8	1/2	5/8	5/8	
Refrigerant Pipe	Standard Length	m	5	5	5	5	
	Max. Length	m	30	35	50	50	
	Max. Height	m	15	20	25	25	

U-Match 5 SERIES AIR CONDITIONERS TSG

	IDU		GUD35T/A-T	GUD50T/A-T	GUD71T/A-T	GUD85T/A-T
	ODU		GUD35W/NhA-T	GUD50W/NhA-T	GUD71W/NhA-T	GUD85W/NhA-T
Dimensions (H*W*D)	Outline	mm	596*818*302	596*818*302	698*892*340	790*920*370
	Package	mm	645*948*420	645*948*420	750*1029*458	855*1083*488
Weight	Net Weight	kg	37	39	53	60
	Gross Weight	kg	40	42	57	65
	IDU		GUD100T/A-T	GUD125T/A-T	GUD140T/A-T	
	ODU		GUD100W/NhA-T	GUD125W/NhA-T	GUD140W/NhA-T	
Rated Capacity	Cooling	kW	10.00	12.10	13.40	
	Heating	kW	12.00	13.50	15.50	
Input Power	Cooling	kW	3.15	4.10	4.65	
	Heating	kW	3.55	4.20	4.35	
Sound Pressure Level Noise	Cooling	dB(A)	50	51	52	
EER		W/W	3.17	2.95	2.88	
SEER		—	6.10	6.10	6.10	
SCOP		—	4.00	3.80	3.60	
Energy Class (Cooling /Heating)		—	A++/A+	A++/A	A+/A	
IDU			GUD100T/A-T	GUD125T/A-T	GUD140T/A-T	
Power Supply			220-240V ~50Hz;208-230V ~60Hz			
Heat Exchanger		—	Inner Groove Copper Tube-Aluminum Fin			
Front Panel	Dimensions	mm	950*950	950*950	950*950	
	Weight	kg	6	6	6	
Fan Motor	Type	—	Centrifugal Fan			
	Drive	—	direct	direct	direct	
	Motor Output	W	35	150	150	
	Air Volume	m ³ /h	1500	1800	1900	
Filter		—	PP-MD10			
Connection Pipe	Liquid Pipe	in.	3/8	3/8	3/8	
	Gas Pipe	in.	5/8	5/8	5/8	
	Water Pipe	mm	Φ25*1.50	Φ25*1.50	Φ25*1.50	
Dimensions (H*W*D)	Outline	mm	240*840*840	290*840*840	290*840*840	
	Package	mm	325*963*963	379*963*963	379*963*963	
Weight	Net Weight	kg	31	33	36	
	Gross Weight	kg	38	41	44	
ODU			GUD100W/NhA-T	GUD125W/NhA-T	GUD140W/NhA-T	
Heat Exchanger		—	Inner Groove Copper Tube-Aluminum Fin			

	IDU		GUD100T/A-T	GUD125T/A-T	GUD140T/A-T	
	ODU		GUD100W/NhA-T	GUD125W/NhA-T	GUD140W/NhA-T	
Power Supply			220-240V ~50Hz;208-230V ~60Hz			
Compressor	Model		QXFS-D32zX090D	QXFS-F428zX450E	QXFS-F428zX450E	
	Type		Inverter Rotary	Inverter Rotary	Inverter Rotary	
	Output	W	3750	4300	4300	
Fan Motor	Type	—	Axial fan			
	Air Volume	m ³ /h	5900	5900	5900	
	Output Power	W	150	—	—	
Refrigerant	Type		R32			
	Weight	kg	2.50	2.65	2.80	
	Throttling Method		Electronic Expansion Valve			
Connection Pipe	Liquid Pipe	in.	3/8	3/8	3/8	
	Gas Pipe	in.	5/8	5/8	5/8	
Refrigerant Pipe	Standard Length	m	5.00	5.00	7.50	
	Max. Length	m	65	75	75	
	Max. Height	m	30	30	30	
Dimensions (H*W*D)	Outline	mm	820*940*460	820*940*460	820*940*460	
	Package	mm	973*1083*573	973*1083*573	973*1083*573	
Weight	Net Weight	kg	83	91	95	
	Gross Weight	kg	95	103	107	
Safety Device			High pressure switch Low pressure switch Unloading valve Outdoor fan driver overload protector Thermal protector for indoor Fan Motor Inverter overload protector Fusible plugs. Fuse	High pressure switch Low pressure switch Unloading valve Outdoor fan driver overload protector Thermal protector for indoor Fan Motor Inverter overload protector Fusible plugs. Fuse	High pressure switch Low pressure switch Unloading valve Outdoor fan driver overload protector Thermal protector for indoor Fan Motor Inverter overload protector Fusible plugs. Fuse	
	IDU		GUD100T/A-T	GUD125T/A-T	GUD140T/A-T	GUD160T/A-T
	ODU		GUD100W/NhA-X	GUD125W/NhA-X	GUD140W/NhA-X	GUD160W/NhA-X
Rated Capacity	Cooling	kW	10.00	12.10	13.40	14.50
	Heating	kW	12.00	13.50	15.50	17.00
Input Power	Cooling	kW	3.00	4.05	4.70	5.20
	Heating	kW	3.40	4.15	4.45	4.80
Sound Pressure Level Noise	Cooling	dB(A)	50	51	52	54

U-Match 5 SERIES AIR CONDITIONERS TSG

			IDU	GUD100T/A-T	GUD125T/A-T	GUD140T/A-T	GUD160T/A-T
			ODU	GUD100W/NhA-X	GUD125W/NhA-X	GUD140W/NhA-X	GUD160W/NhA-X
EER		W/W		3.33	2.99	2.85	2.94
SEER		—		6.10	6.10	6.10	6.10
SCOP		—		4.00	3.80	4.00	3.80
Energy Class (Cooling / Heating)		—		A++/A+	A++/A	A++/A+	A++/A
IDU				GUD100T/A-T	GUD125T/A-T	GUD140T/A-T	GUD160T/A-T
Power Supply				220-240V ~50Hz;208-230V ~60Hz			
Heat Exchanger		—		Inner Groove Copper Tube-Aluminum Fin			
Front Panel	Dimensions	mm		950*950	950*950	950*950	950*950
	Weight	kg		6	6	6	6
Fan Motor	Type	—		Centrifugal Fan			
	Drive	—		direct	direct	direct	direct
	Motor Output	W		35	150	150	150
	Air Volume	m ³ /h		1500	1800	1900	2000
Filter		—		PP-MD10			
Connection Pipe	Liquid Pipe	in.		3/8	3/8	3/8	3/8
	Gas Pipe	in.		5/8	5/8	5/8	5/8
	Water Pipe	mm		Φ25*1.50	Φ25*1.50	Φ25*1.50	Φ25*1.50
Dimensions (H*W*D)	Outline	mm		240*840*840	290*840*840	290*840*840	290*840*840
	Package	mm		325*963*963	379*963*963	379*963*963	379*963*963
Weight	Net Weight	kg		31	33	36	36
	Gross Weight	kg		38	41	44	44
ODU				GUD100W/NhA-X	GUD125W/NhA-X	GUD140W/NhA-X	GUD160W/NhA-X
Heat Exchanger		—		Inner Groove Copper Tube-Aluminum Fin			
Power Supply				380-415V 3N~50Hz/60Hz			
Compressor	Model			QXFS-D32zX090C	QXFS-F428zX450I	QXFS-F428zX450I	QXFS-F428zX450I
	Type			Rotary	Rotary	Rotary	Rotary
	Output	W		3750	4300	4300	4060
Fan Motor	Type	—		Axial fan			
	Air Volume	m ³ /h		5900	5900	5900	5600
	Output Power	W		—	—	—	—
Refrigerant	Type			R32			
	Weight	kg		2.50	2.65	2.80	3.60
	Throttling Method			Electronic Expansion Valve			

	IDU		GUD100T/A-T	GUD125T/A-T	GUD140T/A-T	GUD160T/A-T
	ODU		GUD100W/NhA-X	GUD125W/NhA-X	GUD140W/NhA-X	GUD160W/NhA-X
Connection Pipe	Liquid Pipe	in.	3/8	3/8	3/8	3/8
	Gas Pipe	in.	5/8	5/8	5/8	5/8
Refrigerant Pipe	Standard Length	m	5.00	5.00	7.50	7.50
	Max. Length	m	65	75	75	75
	Max. Height	m	30	30	30	30
Dimensions (H*W*D)	Outline	mm	820*940*460	820*940*460	820*940*460	1345*900*340
	Package	mm	973*1083*573	973*1083*573	973*1083*573	1500*1048*458
Weight	Net Weight	kg	89	95	99	112
	Gross Weight	kg	101	107	111	122
Safety Device			High pressure switch Low pressure switch Unloading valve Outdoor fan driver overload protector Thermal protector for indoor Fan Motor Inverter overload protector Fusible plugs. Fuse	High pressure switch Low pressure switch Unloading valve Outdoor fan driver overload protector Thermal protector for indoor Fan Motor Inverter overload protector Fusible plugs. Fuse	High pressure switch Low pressure switch Unloading valve Outdoor fan driver overload protector Thermal protector for indoor Fan Motor Inverter overload protector Fusible plugs. Fuse	High pressure switch Low pressure switch Unloading valve Outdoor fan driver overload protector Thermal protector for indoor Fan Motor Inverter overload protector Fusible plugs. Fuse

➔ 4.2 Duct Type

	IDU		GUD35P/A-T	GUD50P/A-T	GUD71P/A-T	GUD85P/A-T
			GUD35PS/A-T	GUD50PS/A-T	GUD71PS/A-T	GUD85PS/A-T
	ODU		GUD35W/NhA-T	GUD50W/NhA-T	GUD71W/NhA-T	GUD85W/NhA-T
Rated Capacity	Cooling	kW	3.50	5.00	7.00	8.50
	Heating	kW	4.00	5.50	8.00	8.80
Input Power	Cooling	kW	0.95	1.55	2.10	2.70
	Heating	kW	1.05	1.45	2.25	2.65
Sound Pressure Level Noise	Cooling	dB(A)	41	43	40	42
EER		W/W	3.68	3.23	3.33	3.15
SEER		—	6.10	6.10	6.80	6.10
SCOP		—	4.00	4.00	4.00	4.00
Energy Class (Cooling / Heating)		—	A++/A+	A++/A+	A++/A+	A++/A+
IDU			GUD35P/A-T	GUD50P/A-T	GUD71P/A-T	GUD85P/A-T
			GUD35PS/A-T	GUD50PS/A-T	GUD71PS/A-T	GUD85PS/A-T
Power Supply			220-240V ~50Hz;208-230V ~60Hz			

U-Match 5 SERIES AIR CONDITIONERS TSG

	IDU		GUD35P/A-T	GUD50P/A-T	GUD71P/A-T	GUD85P/A-T
	ODU		GUD35W/NhA-T	GUD50W/NhA-T	GUD71W/NhA-T	GUD85W/NhA-T
	Heat Exchanger	—		Inner Groove Copper Tube-Aluminum Fin		
Static pressure(rated/maximum)			25/50	25/50	25/75	37/75
Fan Motor	Type	—	Centrifugal Fan			
	Drive	—	direct	direct	direct	direct
	Motor Output	W	60	60	60	60
	Air Volume	m ³ /h	650	950	1200	1500
Filter		—	PPKZ			
Connection Pipe	Liquid Pipe	in.	1/4	1/4	3/8	3/8
	Gas Pipe	in.	3/8	1/2	5/8	5/8
	Water Pipe	mm	Φ25*1.50	Φ25*1.50	Φ25*1.50	Φ25*1.50
Dimensions (H*W*D)	Outline	mm	200*700*450	200*1000*450	220*1300*450	220*1300*450
	Package	mm	275*568*1008	275*568*1308	300*578*1628	300*578*1628
Weight	Net Weight	kg	19/20	25/26	30/31	30/31
	Gross Weight	kg	23/24	30/31	37/38	37/38
ODU			GUD35W/NhA-T	GUD50W/NhA-T	GUD71W/NhA-T	GUD85W/NhA-T
Heat Exchanger		—	Inner Groove Copper Tube-Aluminum Fin			
Power Supply			220-240V ~50Hz;208-230V ~60Hz			
Compressor	Model		QXF-A102zE170B	QXF-B141zF030F	QXFS-D25zX090H	QXFS-D25zX090H
	Type		Rotary	Rotary	Rotary	Rotary
	Output	W	1023	1410	2420	2420
Fan Motor	Type	—	Axial fan			
	Air Volume	m ³ /h	3000	3000	3600	4000
	Output Power	W	—	40	—	—
Refrigerant	Type		R32			
	Weight	kg	0.78	1.00	1.60	1.80
	Throttling Method		Electronic Expansion Valve			
Connection Pipe	Liquid Pipe	in.	1/4	1/4	3/8	3/8
	Gas Pipe	in.	3/8	1/2	5/8	5/8
Refrigerant Pipe	Standard Length	m	5	5	5	5
	Max. Length	m	30	35	50	50
	Max. Height	m	15	20	25	25
Dimensions (H*W*D)	Outline	mm	596*818*302	596*818*302	698*892*340	790*920*370
	Package	mm	645*948*420	645*948*420	750*1029*458	855*1083*488

	IDU		GUD35P/A-T	GUD50P/A-T	GUD71P/A-T	GUD85P/A-T
			GUD35PS/A-T	GUD50PS/A-T	GUD71PS/A-T	GUD85PS/A-T
	ODU		GUD35W/NhA-T	GUD50W/NhA-T	GUD71W/NhA-T	GUD85W/NhA-T
Weight	Net Weight	kg	37	39	53	60
	Gross Weight	kg	40	42	57	65
	IDU		GUD100PH/A-T	GUD125PH/A-T	GUD140PH/A-T	
			GUD100PHS/A-T	GUD125PHS/A-T	GUD140PHS/A-T	
	ODU		GUD100W/NhA-T	GUD125W/NhA-T	GUD140W/NhA-T	
Rated Capacity	Cooling	kW	10.00	12.10	13.40	
	Heating	kW	12.00	13.50	15.50	
Input Power	Cooling	kW	3.20	4.40	4.45	
	Heating	kW	3.40	4.10	4.60	
Sound Pressure Level Noise	Cooling	dB(A)	46	42	43	
EER		W/W	3.13	2.95	3.01	
SEER		—	6.10	5.80	6.10	
SCOP		—	4.00	3.80	3.60	
Energy Class (Cooling / Heating)		—	A++/A+	A+/A	A++/A	
IDU			GUD100PH/A-T	GUD125PH/A-T	GUD140PH/A-T	
			GUD100PHS/A-T	GUD125PHS/A-T	GUD140PHS/A-T	
Power Supply			220-240V ~50Hz;208-230V ~60Hz			
Heat Exchanger		—	Inner Groove Copper Tube-Aluminum Fin			
Static pressure(rated/maximum)			37/100	50/150	50/150	
Fan Motor	Type	—	Centrifugal Fan			
	Drive	—	direct	direct	direct	
	Motor Output	W	200	250	250	
	Air Volume	m ³ /h	1800	2000	2200	
Filter		—	PP			
Connection Pipe	Liquid Pipe	in.	3/8	3/8	3/8	
	Gas Pipe	in.	5/8	5/8	5/8	
	Water Pipe	mm	Φ25*1.50	Φ25*1.50	Φ25*1.50	
Dimensions (H*W*D)	Outline	mm	300*1000*700	300*1400*700	300*1400*700	
	Package	mm	360*813*1205	365*813*1601	365*813*1601	
Weight	Net Weight	kg	40/41	49/50	49/50	
	Gross Weight	kg	46/47	55/56	55/56	
ODU			GUD100W/NhA-T	GUD125W/NhA-T	GUD140W/NhA-T	
Heat Exchanger		—	Inner Groove Copper Tube-Aluminum Fin			
Power Supply			220-240V ~50Hz;208-230V ~60Hz			
Compressor	Model		QXFS-D32zX090D	QXFS-F428zX450E	QXFS-F428zX450E	
	Type		Rotary	Rotary	Rotary	
	Output	W	3750	4300	4300	

U-Match 5 SERIES AIR CONDITIONERS TSG

	IDU		GUD100PH/A-T	GUD125PH/A-T	GUD140PH/A-T
			GUD100PHS/A-T	GUD125PHS/A-T	GUD140PHS/A-T
	ODU		GUD100W/NhA-T	GUD125W/NhA-T	GUD140W/NhA-T
Fan Motor	Type	—	Axial fan		
	Air Volume	m ³ /h	5900	5900	5900
	Output Power	W	150	—	—
Refrigerant	Type		R32		
	Weight	kg	2.50	2.65	2.80
	Throttling Method		Electronic Expansion Valve		
Connection Pipe	Liquid Pipe	in.	3/8	3/8	3/8
	Gas Pipe	in.	5/8	5/8	5/8
Refrigerant Pipe	Standard Length	m	5.00	5.00	7.50
	Max. Length	m	65	75	75
	Max. Height	m	30	30	30
Dimensions (H*W*D)	Outline	mm	820*940*460	820*940*460	820*940*460
	Package	mm	973*1083*573	973*1083*573	973*1083*573
Weight	Net Weight	kg	83	91	95
	Gross Weight	kg	95	103	107
Safety Device			High pressure switch Low pressure switch Unloading valve Outdoor fan driver overload protector Thermal protector for indoor Fan Motor Inverter overload protector Fusible plugs. Fuse	High pressure switch Low pressure switch Unloading valve Outdoor fan driver overload protector Thermal protector for indoor Fan Motor Inverter overload protector Fusible plugs. Fuse	High pressure switch Low pressure switch Unloading valve Outdoor fan driver overload protector Thermal protector for indoor Fan Motor Inverter overload protector Fusible plugs. Fuse

	IDU		GUD100PH/A-T	GUD125PH/A-T	GUD140PH/A-T	GUD160PH/A-T
			GUD100PHS/A-T	GUD125PHS/A-T	GUD140PHS/A-T	GUD160PHS/A-T
	ODU		GUD100W/NhA-X	GUD125W/NhA-X	GUD140W/NhA-X	GUD160W/NhA-X
Rated Capacity	Cooling	kW	10.00	12.10	13.40	16.00
	Heating	kW	12.00	13.50	15.50	17.00
Input Power	Cooling	kW	3.15	3.80	4.70	5.45
	Heating	kW	3.50	3.90	4.45	5.00
Sound Pressure Level Noise	Cooling	dB(A)	46	42	43	46
EER		W/W	3.17	3.18	2.85	2.94
SEER		—	6.10	5.80	5.40	6.10
SCOP		—	4.00	3.80	3.70	4.00
Energy Class (Cooling / Heating)		—	A++/A+	A+/A	A+/A	A++/A+
IDU			GUD100PH/A-T	GUD125PH/A-T	GUD140PH/A-T	GUD160PH/A-T
IDU			GUD100PHS/A-T	GUD125PHS/A-T	GUD140PHS/A-T	GUD160PHS/A-T
Power Supply			220-240V ~50Hz;208-230V ~60Hz			
Heat Exchanger			—			
Heat Exchanger			Inner Groove Copper Tube-Aluminum Fin			
Static pressure(rated/maximum)			37/100	37/150	50/150	50/200

	IDU		GUD100PH/A-T	GUD125PH/A-T	GUD140PH/A-T	GUD160PH/A-T
	ODU		GUD100PHS/A-T	GUD125PHS/A-T	GUD140PHS/A-T	GUD160PHS/A-T
	ODU		GUD100W/NhA-X	GUD125W/NhA-X	GUD140W/NhA-X	GUD160W/NhA-X
Fan Motor	Type	—	Centrifugal Fan			
	Drive	—	direct	direct	direct	direct
	Motor Output	W	200	250	250	550
	Air Volume	m ³ /h	1800	2000	2200	2400
Filter		—	PP			
Connection Pipe	Liquid Pipe	in.	3/8	3/8	3/8	3/8
	Gas Pipe	in.	5/8	5/8	5/8	5/8
	Water Pipe	mm	Φ25*1.50	Φ25*1.50	Φ25*1.50	Φ25*1.50
Dimensions (H*W*D)	Outline	mm	300*1000*700	300*1400*700	300*1400*700	300*1400*700
	Package	mm	360*813*1205	365*813*1601	365*813*1601	365*813*1601
Weight	Net Weight	kg	40/41	49/50	49/50	56/57
	Gross Weight	kg	46/47	55/56	55/56	63/64
ODU			GUD100W/NhA-X	GUD125W/NhA-X	GUD140W/NhA-X	GUD160W/NhA-X
Heat Exchanger		—	Inner Groove Copper Tube-Aluminum Fin			
Power Supply			380-415V 3N~50Hz/60Hz			
Compressor	Model		QXFS-D32zX090C	QXFS-F428zX450I	QXFS-F428zX450I	QXFS-F428zX450I
	Type		Rotary	Rotary	Rotary	Rotary
	Output	W	3750	4300	4300	4060
Fan Motor	Type	—	Axial fan			
	Air Volume	m ³ /h	5900	5900	5900	6600
	Output Power	W	—	—	—	—
Refrigerant	Type		R32			
	Weight	kg	2.50	2.65	2.80	3.60
	Throttling Method		Electronic Expansion Valve			
Connection Pipe	Liquid Pipe	in.	3/8	3/8	3/8	3/8
	Gas Pipe	in.	5/8	5/8	5/8	5/8
Refrigerant Pipe	Standard Length	m	5.00	5.00	7.50	7.50
	Max. Length	m	65	75	75	75
	Max. Height	m	30	30	30	30
Dimensions (H*W*D)	Outline	mm	820*940*460	820*940*460	820*940*460	1345*900*340
	Package	mm	973*1083*573	973*1083*573	973*1083*573	1500*1048*458
Weight	Net Weight	kg	89	95	99	112
	Gross Weight	kg	101	107	111	122

U-Match 5 SERIES AIR CONDITIONERS TSG

	IDU		GUD100PH/A-T	GUD125PH/A-T	GUD140PH/A-T	GUD160PH/A-T
	ODU		GUD100PHS/A-T	GUD125PHS/A-T	GUD140PHS/A-T	GUD160PHS/A-T
	ODU		GUD100W/NhA-X	GUD125W/NhA-X	GUD140W/NhA-X	GUD160W/NhA-X
Safety Device			High pressure switch Low pressure switch Unloading valve Outdoor fan driver overload protector Thermal protector for indoor Fan Motor Inverter overload protector Fusible plugs. Fuse	High pressure switch Low pressure switch Unloading valve Outdoor fan driver overload protector Thermal protector for indoor Fan Motor Inverter overload protector Fusible plugs. Fuse	High pressure switch Low pressure switch Unloading valve Outdoor fan driver overload protector Thermal protector for indoor Fan Motor Inverter overload protector Fusible plugs. Fuse	High pressure switch Low pressure switch Unloading valve Outdoor fan driver overload protector Thermal protector for indoor Fan Motor Inverter overload protector Fusible plugs. Fuse

➔ 4.3 Floor Ceiling Type

	IDU		GUD35ZD/A-T	GUD50ZD/A-T	GUD71ZD/A-T	GUD85ZD/A-T
	ODU		GUD35W/NhA-T	GUD50W/NhA-T	GUD71W/NhA-T	GUD85W/NhA-T
Rated Capacity	Cooling	kW	3.50	5.00	7.00	8.50
	Heating	kW	4.00	5.50	8.00	8.80
Input Power	Cooling	kW	0.90	1.55	1.90	2.80
	Heating	kW	0.95	1.60	2.45	2.65
Sound Pressure Level Noise	Cooling	dB(A)	39	44	45	49
EER	W/W		3.89	3.23	3.68	3.04
SEER			6.70	6.10	6.80	6.10
SCOP	—		4.00	4.00	3.90	4.00
Energy Class (Cooling / Heating)	—		A++/A+	A++/A+	A++/A	A++/A+
IDU			GUD35ZD/A-T	GUD50ZD/A-T	GUD71ZD/A-T	GUD85ZD/A-T
Power Supply			220-240V ~50Hz;208-230V ~60Hz			
Heat Exchanger	—		Inner Groove Copper Tube-Aluminum Fin			
Fan Motor	Type	—	Centrifugal Fan			
	Drive	—	direct	direct	direct	direct
	Motor Output	W	40	40	150	150
	Air Volume	m ³ /h	650	850	1300	1500
Filter	—		PP			
Connection Pipe	Liquid Pipe	in.	1/4	1/4	3/8	3/8
	Gas Pipe	in.	3/8	1/2	5/8	5/8
	Water Pipe	mm	φ25*1.50	φ25*1.50	φ25*1.50	φ25*1.50
Dimensions (H*W*D)	Outline	mm	235*870*665	235*870*665	235*1200*665	235*1200*665
	Package	mm	300*770*1033	300*770*1033	300*770*1363	300*770*1363
Weight	Net Weight	kg	25	26	31	31
	Gross Weight	kg	30	31	37	37

	IDU		GUD35ZD/A-T	GUD50ZD/A-T	GUD71ZD/A-T	GUD85ZD/A-T
	ODU		GUD35W/NhA-T	GUD50W/NhA-T	GUD71W/NhA-T	GUD85W/NhA-T
	ODU		GUD35W/NhA-T	GUD50W/NhA-T	GUD71W/NhA-T	GUD85W/NhA-T
Heat Exchanger		—	Inner Groove Copper Tube-Aluminum Fin			
Power Supply			220-240V ~50Hz;208-230V ~60Hz			
Compressor	Model		QXF-A102zE170B	QXF-B141zF030F	QXFS-D25zX090H	QXFS-D25zX090H
	Type		Rotary	Rotary	Rotary	Rotary
	Output	W	1023	1410	2420	2420
Fan Motor	Type	—	Axial fan			
	Air Volume	m ³ /h	3000	3000	3600	4000
	Output Power	W	—	40	—	—
Refrigerant	Type		R32			
	Weight	kg	0.78	1.00	1.60	1.80
	Throttling Method		Electronic Expansion Valve			
Connection Pipe	Liquid Pipe	mm	1/4	1/4	3/8	3/8
	Gas Pipe	in.	3/8	1/2	5/8	5/8
Refrigerant Pipe	Standard Length	m	5	5	5	5
	Max. Length	m	30	35	50	50
	Max. Height	m	15	20	25	25
Dimensions (H*W*D)	Outline	mm	596*818*302	596*818*302	698*892*340	790*920*370
	Package	mm	645*948*420	645*948*420	750*1029*458	855*1083*488
Weight	Net Weight	kg	37	39	53	60
	Gross Weight	kg	40	42	57	65

	IDU		GUD100ZD/A-T	GUD125ZD/A-T	GUD140ZD/A-T
	ODU		GUD100W/NhA-T	GUD125W/NhA-T	GUD140W/NhA-T
Rated Capacity	Cooling	kW	10.00	12.10	13.40
	Heating	kW	12.00	13.50	15.50
Input Power	Cooling	kW	3.30	3.90	4.40
	Heating	kW	3.60	3.95	4.35
Sound Pressure Level Noise	Cooling	dB(A)	49	49	52
EER		W/W	3.03	3.10	3.05
SEER		—	6.10	6.10	6.10
SCOP		—	4.00	3.80	3.70
Energy Class (Cooling /Heating)		—	A++/A+	A++/A	A++/A
	IDU		GUD100ZD/A-T	GUD125ZD/A-T	GUD140ZD/A-T
Power Supply			220-240V ~50Hz;208-230V ~60Hz		
Heat Exchanger		—	Inner Groove Copper Tube-Aluminum Fin		
Fan Motor	Type	—	Centrifugal Fan		
	Drive	—	direct	direct	direct
	Motor Output	W	150	250	250
	Air Volume	m ³ /h	1600	1800	2100
Filter		—	PP		

U-Match 5 SERIES AIR CONDITIONERS TSG

	IDU		GUD100ZD/A-T	GUD125ZD/A-T	GUD140ZD/A-T	
	ODU		GUD100W/NhA-T	GUD125W/NhA-T	GUD140W/NhA-T	
Connection Pipe	Liquid Pipe	in.	1/4	1/4	3/8	
	Gas Pipe	in.	3/8	1/2	5/8	
	Water Pipe	mm	Φ25*1.50	Φ25*1.50	Φ25*1.50	
Dimensions (H*W*D)	Outline	mm	235*1200*665	235*1570*665	235*1570*665	
	Package	mm	300*770*1363	300*770*1729	300*770*1729	
Weight	Net Weight	kg	32	40	42	
	Gross Weight	kg	38	47	49	
ODU			GUD100W/NhA-T	GUD125W/NhA-T	GUD140W/NhA-T	
Heat Exchanger		—	Inner Groove Copper Tube-Aluminum Fin			
Power Supply			220-240V ~50Hz;208-230V ~60Hz			
Compressor	Model		QXFS-D32zX090D	QXFS-F428zX450E	QXFS-F428zX450E	
	Type		Rotary	Rotary	Rotary	
	Output	W	3750	4300	4300	
Fan Motor	Type		Axial fan			
	Air Volume	m ³ /h	5900	5900	5900	
	Output Power	W	150	—	—	
Refrigerant	Type		R32			
	Weight	kg	2.50	2.65	2.80	
	Throttling Method		Electronic Expansion Valve			
Connection Pipe	Liquid Pipe	mm	3/8	3/8	3/8	
	Gas Pipe	in.	5/8	5/8	5/8	
Refrigerant Pipe	Standard Length	m	5.00	5.00	7.50	
	Max. Length	m	65	75	75	
	Max. Height	m	30	30	30	
Dimensions (H*W*D)	Outline	mm	820*940*460	820*940*460	820*940*460	
	Package	mm	973*1083*573	973*1083*573	973*1083*573	
Weight	Net Weight	kg	83	91	95	
	Gross Weight	kg	95	103	107	
Safety Device			High pressure switch Low pressure switch Unloading valve Outdoor fan driver overload protector Thermal protector for indoor Fan Motor Inverter overload protector Fusible plugs. Fuse	High pressure switch Low pressure switch Unloading valve Outdoor fan driver overload protector Thermal protector for indoor Fan Motor Inverter overload protector Fusible plugs. Fuse	High pressure switch Low pressure switch Unloading valve Outdoor fan driver overload protector Thermal protector for indoor Fan Motor Inverter overload protector Fusible plugs. Fuse	
	IDU		GUD100ZD/A-T	GUD125ZD/A-T	GUD140ZD/A-T	GUD160ZD/A-T
	ODU		GUD100W/NhA-X	GUD125W/NhA-X	GUD140W/NhA-X	GUD160W/NhA-X
Rated Capacity	Cooling	kW	10.00	12.10	13.40	16.00
	Heating	kW	12.00	13.50	15.50	17.00
Input Power	Cooling	kW	3.30	4.05	4.30	5.40
	Heating	kW	3.50	4.00	4.40	5.40

		IDU	GUD100ZD/A-T	GUD125ZD/A-T	GUD140ZD/A-T	GUD160ZD/A-T
		ODU	GUD100W/NhA-X	GUD125W/NhA-X	GUD140W/NhA-X	GUD160W/NhA-X
Sound Pressure Level Noise	Cooling	dB(A)	49	49	52	54
	EER	W/W	3.03	3.18	3.12	2.96
		SEER	6.10	6.10	6.10	6.10
		SCOP	4.00	3.80	4.00	4.00
Energy Class (Cooling / Heating)		—	A++/A+	A++/A	A++/A+	A++/A+
IDU			GUD100ZD/A-T	GUD125ZD/A-T	GUD140ZD/A-T	GUD160ZD/A-T
Power Supply			220-240V ~50Hz;208-230V ~60Hz			
Heat Exchanger		—	Inner Groove Copper Tube-Aluminum Fin			
Fan Motor	Type	—	Centrifugal Fan			
	Drive	—	direct	direct	direct	direct
	Motor Output	W	150	250	250	250
	Air Volume	m ³ /h	1600	1800	2100	2300
Filter		—	PP			
Connection Pipe	Liquid Pipe	in.	3/8	3/8	3/8	3/8
	Gas Pipe	in.	5/8	5/8	5/8	5/8
	Water Pipe	mm	Φ25*1.50	Φ25*1.50	Φ25*1.50	Φ25*1.50
Dimensions (H*W*D)	Outline	mm	235*1200*665	235*1570*665	235*1570*665	235*1570*665
	Package	mm	300*770*1363	300*770*1729	300*770*1729	300*770*1729
Weight	Net Weight	kg	32	40	42	42
	Gross Weight	kg	38	47	49	49
	ODU			GUD100W/NhA-X	GUD125W/NhA-X	GUD140W/NhA-X
Heat Exchanger		—	Inner Groove Copper Tube-Aluminum Fin			
Power Supply			380-415V 3N~50Hz/60Hz			
Compressor	Model		QXFS-D32zX090C	QXFS-F428zX450I	QXFS-F428zX450I	QXFS-F428zX450I
	Type		Rotary	Rotary	Rotary	Rotary
	Output	W	4000	4300	4300	4060
Fan Motor	Type	—	Axial fan			
	Air Volume	m ³ /h	5900	5900	5900	6600
	Output Power	W	—	—	—	—
Refrigerant	Type		R32			
	Weight	kg	2.50	2.70	2.80	3.60
	Throttling Method		Electronic Expansion Valve			
Connection Pipe	Liquid Pipe	mm	3/8	3/8	3/8	3/8
	Gas Pipe	in.	5/8	5/8	5/8	5/8
Refrigerant Pipe	Standard Length	m	5.00	5.00	7.50	7.50
	Max. Length	m	65	75	75	75
	Max. Height	m	30	30	30	30

U-Match 5 SERIES AIR CONDITIONERS TSG

	IDU		GUD100ZD/A-T	GUD125ZD/A-T	GUD140ZD/A-T	GUD160ZD/A-T
	ODU		GUD100W/NhA-X	GUD125W/NhA-X	GUD140W/NhA-X	GUD160W/NhA-X
Dimensions (H*W*D)	Outline	mm	820*940*460	820*940*460	820*940*460	1345*900*340
	Package	mm	973*1083*573	973*1083*573	973*1083*573	1500*1048*458
Weight	Net Weight	kg	89	95	99	112
	Gross Weight	kg	101	107	111	122
Safety Device			High pressure switch Low pressure switch Unloading valve Outdoor fan driver overload protector Thermal protector for indoor Fan Motor Inverter overload protector Fusible plugs. Fuse	High pressure switch Low pressure switch Unloading valve Outdoor fan driver overload protector Thermal protector for indoor Fan Motor Inverter overload protector Fusible plugs. Fuse	High pressure switch Low pressure switch Unloading valve Outdoor fan driver overload protector Thermal protector for indoor Fan Motor Inverter overload protector Fusible plugs. Fuse	High pressure switch Low pressure switch Unloading valve Outdoor fan driver overload protector Thermal protector for indoor Fan Motor Inverter overload protector Fusible plugs. Fuse

1. Product design conforms to EN14511 standards.
2. Air Volume was measured under applicable standard static pressure.
3. Above cooling (heating) capacity is measured under rated working condition. Parameters may be changed due to product improvement. Please refer to the present product nameplate.

	Indoor(°C)	Outdoor(°C)
Cooling	27/19	35/24
Heating	20/15	7/6

5 PRODUCT OPERATION RANGE

	Cooling	Heating
Outdoor temperature DB(°C)	-20~48	-20~24
Indoor temperature DB/WB(°C) (Maximum)	32/23	27/-

6 CAPACITY CORRECTION

6.1 Table of Performance Correction

6.1.1 Cassette Type

GUD35T/A-T
Cooling

Fan Speed	Indoor Air Temperature °C		Outdoor Dry Bulb Temperature °C														
			20			25			30			35			40		
	DB	WB	TC	SHC	PI	TC	SHC	PI	TC	SHC	PI	TC	SHC	PI	TC	SHC	PI
Turbo	20	14	2.27	2.07	0.39	2.27	2.07	0.45	2.27	2.07	0.49	2.27	2.07	0.53	2.27	2.07	0.57
	23	16	2.77	2.42	0.50	2.77	2.42	0.58	2.77	2.42	0.63	2.77	2.42	0.68	2.77	2.42	0.74
	26	18	3.13	2.65	0.59	3.13	2.65	0.69	3.13	2.65	0.75	3.13	2.65	0.81	3.13	2.65	0.88
	27	19	3.50	2.83	0.69	3.50	2.83	0.81	3.50	2.83	0.87	3.50	2.83	0.95	3.36	2.75	1.02
	30	22	3.61	2.93	0.70	3.61	2.86	0.82	3.61	2.77	0.88	3.61	2.71	0.96	3.46	2.64	1.04
	32	24	3.67	2.83	0.71	3.67	2.74	0.83	3.67	2.67	0.89	3.67	2.59	0.97	3.53	2.53	1.04
H	20	14	2.20	2.00	0.38	2.20	2.00	0.44	2.20	2.00	0.47	2.20	2.00	0.51	2.20	2.00	0.55
	23	16	2.68	2.35	0.48	2.68	2.35	0.57	2.68	2.35	0.61	2.68	2.35	0.66	2.68	2.35	0.71
	26	18	3.03	2.57	0.58	3.03	2.57	0.67	3.03	2.57	0.72	3.03	2.57	0.79	3.03	2.57	0.85
	27	19	3.40	2.74	0.67	3.40	2.74	0.79	3.40	2.74	0.85	3.40	2.74	0.92	3.26	2.67	0.99
	30	22	3.50	2.84	0.68	3.50	2.77	0.80	3.50	2.69	0.86	3.50	2.63	0.93	3.36	2.56	1.01
	32	24	3.56	2.74	0.69	3.56	2.66	0.80	3.56	2.59	0.86	3.56	2.51	0.94	3.42	2.45	1.01
M	20	14	2.09	1.90	0.36	2.09	1.90	0.42	2.09	1.90	0.45	2.09	1.90	0.49	2.09	1.90	0.53
	23	16	2.54	2.23	0.46	2.54	2.23	0.54	2.54	2.23	0.58	2.54	2.23	0.63	2.54	2.23	0.68
	26	18	2.88	2.43	0.55	2.88	2.43	0.64	2.88	2.43	0.69	2.88	2.43	0.75	2.88	2.43	0.81
	27	19	3.22	2.60	0.64	3.22	2.60	0.75	3.22	2.60	0.80	3.22	2.60	0.87	3.09	2.53	0.94
	30	22	3.32	2.69	0.65	3.32	2.63	0.76	3.32	2.55	0.81	3.32	2.49	0.88	3.18	2.43	0.95
	32	24	3.38	2.60	0.65	3.38	2.52	0.76	3.38	2.46	0.82	3.38	2.39	0.89	3.24	2.33	0.96
L	20	14	2.05	1.86	0.35	2.05	1.86	0.41	2.05	1.86	0.44	2.05	1.86	0.48	2.05	1.86	0.51
	23	16	2.49	2.18	0.45	2.49	2.18	0.53	2.49	2.18	0.56	2.49	2.18	0.61	2.49	2.18	0.66
	26	18	2.82	2.38	0.53	2.82	2.38	0.62	2.82	2.38	0.67	2.82	2.38	0.73	2.82	2.38	0.79
	27	19	3.15	2.54	0.62	3.15	2.54	0.73	3.15	2.54	0.79	3.15	2.54	0.85	3.02	2.48	0.92
	30	22	3.24	2.63	0.63	3.24	2.57	0.74	3.24	2.50	0.79	3.24	2.44	0.86	3.11	2.38	0.93
	32	24	3.31	2.55	0.64	3.31	2.47	0.74	3.31	2.40	0.80	3.31	2.33	0.87	3.17	2.27	0.94

U-Match 5 SERIES AIR CONDITIONERS TSG

Heating

Fan Speed	Outdoor Air Temperature °C		Indoor Dry Bulb Temperature °C									
			16		18		20		22		24	
	DB	WB	TC	PI	TC	PI	TC	PI	TC	PI	TC	PI
Turbo	-10	-11.0	2.94	0.86	2.93	0.89	2.92	0.92	2.92	0.95	2.91	0.98
	-5	-5.6	3.28	0.92	3.27	0.94	3.26	0.97	3.26	1.00	3.25	1.02
	0	-0.7	3.61	0.96	3.61	0.98	3.59	1.01	3.59	1.04	3.59	1.06
	7	6.0	4.02	1.01	4.01	1.03	4.00	1.05	3.85	1.02	3.63	0.95
	10	8.0	4.14	1.04	4.13	1.05	4.00	1.03	3.85	0.95	3.63	0.89
H	-10	-11.0	2.85	0.83	2.84	0.86	2.83	0.89	2.83	0.92	2.82	0.95
	-5	-5.6	3.18	0.89	3.17	0.91	3.16	0.94	3.16	0.97	3.15	0.99
	0	-0.7	3.51	0.93	3.50	0.95	3.49	0.98	3.49	1.01	3.48	1.02
	7	6.0	3.90	0.98	3.89	1.00	3.88	1.02	3.73	0.99	3.52	0.92
	10	8.0	4.02	1.01	4.01	1.02	3.88	1.00	3.73	0.92	3.52	0.86
M	-10	-11.0	2.70	0.79	2.70	0.81	2.69	0.84	2.69	0.87	2.68	0.90
	-5	-5.6	3.02	0.84	3.01	0.86	3.00	0.89	3.00	0.92	2.99	0.94
	0	-0.7	3.33	0.89	3.32	0.90	3.31	0.93	3.31	0.95	3.30	0.97
	7	6.0	3.70	0.93	3.69	0.95	3.68	0.97	3.54	0.93	3.34	0.87
	10	8.0	3.81	0.95	3.80	0.97	3.68	0.95	3.54	0.87	3.34	0.82
L	-10	-11.0	2.65	0.77	2.64	0.80	2.63	0.82	2.63	0.86	2.62	0.88
	-5	-5.6	2.95	0.82	2.94	0.85	2.93	0.87	2.93	0.90	2.92	0.92
	0	-0.7	3.25	0.87	3.24	0.88	3.24	0.91	3.24	0.93	3.23	0.95
	7	6.0	3.62	0.91	3.61	0.93	3.60	0.95	3.46	0.91	3.26	0.86
	10	8.0	3.73	0.93	3.72	0.95	3.60	0.93	3.46	0.85	3.26	0.80

Note:

DB: Dry bulb temp.

WB: Wet bulb temp.

TC: Total cooling(heating) capacity.

SHC: Sensible capacity.

PI: Power Input.

1. The above data are based on the following conditions.

Hz,Volts		Equivalent Piping Length
Indoor	220-240V~50Hz	5m
Outdoor	208-230V~60Hz	

2. Capacities are net , including a deduction for cooling(an addition for heating) for indoor fan motor heat.

GUD50T/A-T
Cooling

Fan speed	Indoor air temperature °C		Outdoor dry bulb temperature °C														
			20			25			30			35			40		
	DB	WB	TC	SHC	PI	TC	SHC	PI	TC	SHC	PI	TC	SHC	PI	TC	SHC	PI
Turbo	20	14	3.25	2.68	0.64	3.25	2.68	0.75	3.25	2.68	0.80	3.25	2.68	0.87	3.25	2.68	0.94
	23	16	3.95	3.15	0.82	3.95	3.15	0.96	3.95	3.15	1.03	3.95	3.15	1.12	3.95	3.15	1.21
	26	18	4.47	3.44	0.98	4.47	3.44	1.14	4.47	3.44	1.23	4.47	3.44	1.33	4.47	3.44	1.44
	27	19	5.00	3.67	1.14	5.00	3.67	1.34	5.00	3.67	1.44	5.00	3.67	1.56	4.80	3.58	1.68
	30	22	5.15	3.80	1.16	5.15	3.71	1.35	5.15	3.60	1.45	5.15	3.52	1.58	4.94	3.43	1.71
	32	24	5.25	3.67	1.16	5.25	3.56	1.36	5.25	3.47	1.46	5.25	3.37	1.59	5.04	3.28	1.72
H	20	14	3.15	2.60	0.62	3.15	2.60	0.72	3.15	2.60	0.78	3.15	2.60	0.85	3.15	2.60	0.91
	23	16	3.83	3.05	0.80	3.83	3.05	0.93	3.83	3.05	1.00	3.83	3.05	1.09	3.83	3.05	1.17
	26	18	4.33	3.33	0.95	4.33	3.33	1.11	4.33	3.33	1.19	4.33	3.33	1.29	4.33	3.33	1.40
	27	19	4.85	3.56	1.11	4.85	3.56	1.30	4.85	3.56	1.39	4.85	3.56	1.51	4.66	3.47	1.63
	30	22	5.00	3.69	1.12	5.00	3.60	1.31	5.00	3.49	1.41	5.00	3.41	1.53	4.80	3.33	1.65
	32	24	5.09	3.56	1.13	5.09	3.45	1.32	5.09	3.36	1.42	5.09	3.27	1.54	4.89	3.18	1.67
M	20	14	2.99	2.47	0.59	2.99	2.47	0.69	2.99	2.47	0.74	2.99	2.47	0.80	2.99	2.47	0.87
	23	16	3.63	2.90	0.75	3.63	2.90	0.88	3.63	2.90	0.95	3.63	2.90	1.03	3.63	2.90	1.11
	26	18	4.11	3.16	0.90	4.11	3.16	1.05	4.11	3.16	1.13	4.11	3.16	1.23	4.11	3.16	1.32
	27	19	4.60	3.38	1.05	4.60	3.38	1.23	4.60	3.38	1.32	4.60	3.38	1.44	4.42	3.29	1.55
	30	22	4.74	3.50	1.06	4.74	3.41	1.24	4.74	3.31	1.34	4.74	3.24	1.45	4.55	3.16	1.57
	32	24	4.83	3.38	1.07	4.83	3.28	1.25	4.83	3.19	1.35	4.83	3.10	1.46	4.64	3.02	1.58
L	20	14	2.92	2.41	0.57	2.92	2.41	0.67	2.92	2.41	0.72	2.92	2.41	0.78	2.92	2.41	0.85
	23	16	3.56	2.83	0.74	3.56	2.83	0.86	3.56	2.83	0.93	3.56	2.83	1.01	3.56	2.83	1.09
	26	18	4.02	3.09	0.88	4.02	3.09	1.03	4.02	3.09	1.10	4.02	3.09	1.20	4.02	3.09	1.30
	27	19	4.50	3.30	1.03	4.50	3.30	1.20	4.50	3.30	1.29	4.50	3.30	1.40	4.32	3.22	1.52
	30	22	4.64	3.42	1.04	4.64	3.34	1.22	4.64	3.24	1.31	4.64	3.17	1.42	4.45	3.09	1.53
	32	24	4.72	3.31	1.05	4.72	3.21	1.23	4.72	3.12	1.32	4.72	3.03	1.43	4.53	2.95	1.55

Heating

Fan speed	Outdoor air temperature °C		Indoor dry bulb temperature °C									
			16		18		20		22		24	
	DB	WB	TC	PI	TC	PI	TC	PI	TC	PI	TC	PI
Turbo	-10	-11	4.04	1.35	4.03	1.39	4.02	1.44	4.02	1.49	4.00	1.54
	-5	-5.6	4.51	1.44	4.49	1.48	4.48	1.52	4.48	1.57	4.47	1.60
	0	-0.7	4.97	1.51	4.96	1.54	4.94	1.59	4.94	1.63	4.93	1.66
	7	6	5.53	1.59	5.51	1.62	5.50	1.65	5.29	1.60	4.99	1.49
	10	8	5.69	1.63	5.68	1.65	5.50	1.62	5.29	1.49	4.99	1.40

U-Match 5 SERIES AIR CONDITIONERS TSG

Fan speed	Outdoor air temperature °C		Indoor dry bulb temperature °C									
			16		18		20		22		24	
	DB	WB	TC	PI	TC	PI	TC	PI	TC	PI	TC	PI
H	-10	-11	3.92	1.31	3.91	1.35	3.90	1.40	3.90	1.45	3.88	1.49
	-5	-5.6	4.37	1.40	4.36	1.43	4.35	1.48	4.35	1.52	4.33	1.55
	0	-0.7	4.82	1.47	4.81	1.50	4.79	1.54	4.79	1.58	4.78	1.61
	7	6	5.36	1.54	5.35	1.57	5.34	1.60	5.13	1.55	4.84	1.45
	10	8	5.52	1.58	5.51	1.60	5.34	1.57	5.13	1.44	4.84	1.35
M	-10	-11	3.72	1.24	3.71	1.28	3.69	1.33	3.69	1.37	3.68	1.41
	-5	-5.6	4.15	1.33	4.13	1.36	4.12	1.40	4.12	1.44	4.11	1.47
	0	-0.7	4.57	1.39	4.56	1.42	4.55	1.46	4.55	1.50	4.54	1.53
	7	6	5.08	1.46	5.07	1.49	5.06	1.52	4.87	1.47	4.59	1.37
	10	8	5.24	1.50	5.22	1.52	5.06	1.49	4.87	1.37	4.59	1.28
L	-10	-11	3.64	1.22	3.63	1.25	3.61	1.30	3.61	1.34	3.60	1.38
	-5	-5.6	4.06	1.30	4.04	1.33	4.03	1.37	4.03	1.41	4.02	1.44
	0	-0.7	4.47	1.36	4.46	1.39	4.45	1.43	4.45	1.47	4.44	1.49
	7	6	4.97	1.43	4.96	1.46	4.95	1.49	4.76	1.44	4.49	1.34
	10	8	5.12	1.47	5.11	1.49	4.95	1.46	4.76	1.34	4.49	1.26

Note:

DB: Dry bulb temp.

WB: Wet bulb temp.

TC: Total cooling(heating) capacity.

SHC: Sensible capacity

PI: Power Input.

1. The above data are based on the following conditions.

Hz,Volts		Equivalent Piping Length
Indoor	220-240V~50Hz 208-230V~60Hz	5m
Outdoor		

2. Capacities are net , including a deduction for cooling(an addition for heating) for indoor fan motor heat.

GUD71T/A-T Cooling

Fan Speed	Indoor Air Temperature °C		Outdoor Dry Bulb Temperature °C														
			20			25			30			35			40		
	DB	WB	TC	SHC	PI	TC	SHC	PI	TC	SHC	PI	TC	SHC	PI	TC	SHC	PI
Turbo	20	14	4.54	3.91	0.85	4.54	3.91	0.99	4.54	3.91	1.07	4.54	3.91	1.16	4.54	3.91	1.25
	23	16	5.52	4.59	1.09	5.52	4.59	1.28	5.52	4.59	1.37	5.52	4.59	1.49	5.52	4.59	1.61
	26	18	6.25	5.01	1.30	6.25	5.01	1.52	6.25	5.01	1.63	6.25	5.01	1.78	6.25	5.01	1.92
	27	19	6.99	5.35	1.52	6.99	5.35	1.78	6.99	5.35	1.91	7.00	5.35	2.05	6.71	5.21	2.24
	30	22	7.20	5.54	1.54	7.20	5.41	1.80	7.20	5.25	1.93	7.20	5.13	2.10	6.91	5.00	2.27
	32	24	7.34	5.36	1.55	7.34	5.19	1.81	7.34	5.05	1.95	7.34	4.91	2.12	7.04	4.79	2.29

Fan Speed	Indoor Air Temperature °C		Outdoor Dry Bulb Temperature °C														
			20			25			30			35			40		
	DB	WB	TC	SHC	PI	TC	SHC	PI	TC	SHC	PI	TC	SHC	PI	TC	SHC	PI
H	20	14	4.40	3.79	0.82	4.40	3.79	0.96	4.40	3.79	1.04	4.40	3.79	1.13	4.40	3.79	1.22
	23	16	5.36	4.45	1.06	5.36	4.45	1.24	5.36	4.45	1.33	5.36	4.45	1.45	5.36	4.45	1.56
	26	18	6.06	4.86	1.26	6.06	4.86	1.48	6.06	4.86	1.58	6.06	4.86	1.72	6.06	4.86	1.86
	27	19	6.78	5.19	1.48	6.78	5.19	1.73	6.78	5.19	1.85	6.78	5.19	2.01	6.51	5.06	2.18
	30	22	6.98	5.38	1.49	6.98	5.25	1.75	6.98	5.09	1.88	6.98	4.98	2.04	6.70	4.85	2.20
	32	24	7.12	5.19	1.50	7.12	5.04	1.76	7.12	4.90	1.89	7.12	4.76	2.05	6.83	4.64	2.22
M	20	14	4.18	3.60	0.78	4.18	3.60	0.91	4.18	3.60	0.98	4.18	3.60	1.07	4.18	3.60	1.15
	23	16	5.08	4.22	1.01	5.08	4.22	1.18	5.08	4.22	1.26	5.08	4.22	1.37	5.08	4.22	1.48
	26	18	5.75	4.61	1.20	5.75	4.61	1.40	5.75	4.61	1.50	5.75	4.61	1.63	5.75	4.61	1.76
	27	19	6.43	4.92	1.40	6.43	4.92	1.64	6.43	4.92	1.76	6.43	4.92	1.91	6.17	4.80	2.06
	30	22	6.62	5.10	1.42	6.62	4.98	1.66	6.62	4.83	1.78	6.62	4.72	1.93	6.36	4.60	2.09
	32	24	6.75	4.93	1.43	6.75	4.78	1.67	6.75	4.65	1.79	6.75	4.52	1.95	6.48	4.40	2.10
L	20	14	4.08	3.52	0.76	4.08	3.52	0.89	4.08	3.52	0.96	4.08	3.52	1.04	4.08	3.52	1.13
	23	16	4.97	4.13	0.98	4.97	4.13	1.15	4.97	4.13	1.24	4.97	4.13	1.34	4.97	4.13	1.45
	26	18	5.62	4.51	1.17	5.62	4.51	1.37	5.62	4.51	1.47	5.62	4.51	1.60	5.62	4.51	1.73
	27	19	6.29	4.82	1.37	6.29	4.82	1.60	6.29	4.82	1.72	6.29	4.82	1.87	6.04	4.69	2.02
	30	22	6.48	4.99	1.39	6.48	4.87	1.62	6.48	4.73	1.74	6.48	4.62	1.89	6.22	4.50	2.04
	32	24	6.60	4.82	1.40	6.60	4.67	1.63	6.60	4.55	1.75	6.60	4.42	1.90	6.34	4.31	2.06

Heating

Fan Speed	Outdoor Air Temperature °C		Indoor Dry Bulb Temperature °C									
			16		18		20		22		24	
	DB	WB	TC	PI	TC	PI	TC	PI	TC	PI	TC	PI
Turbo	-10	-11.0	5.99	1.81	5.97	1.86	5.95	1.93	5.95	2.00	5.93	2.06
	-5	-5.6	6.67	1.93	6.65	1.98	6.63	2.04	6.63	2.10	6.61	2.15
	0	-0.7	7.36	2.03	7.34	2.07	7.32	2.13	7.32	2.18	7.30	2.22
	7	6.0	8.18	2.13	8.17	2.17	8.00	2.20	7.83	2.14	7.38	2.00
	10	8.0	8.43	2.19	8.41	2.21	8.15	2.17	7.83	1.99	7.38	1.87
H	-10	-11.0	5.81	1.76	5.79	1.81	5.77	1.87	5.77	1.94	5.75	2.00
	-5	-5.6	6.47	1.87	6.45	1.92	6.43	1.98	6.43	2.04	6.42	2.08
	0	-0.7	7.14	1.97	7.12	2.01	7.10	2.07	7.10	2.12	7.08	2.16
	7	6.0	7.94	2.07	7.92	2.10	7.90	2.15	7.60	2.08	7.16	1.94
	10	8.0	8.18	2.12	8.16	2.15	7.90	2.10	7.60	1.93	7.16	1.81
M	-10	-11.0	5.51	1.67	5.49	1.72	5.47	1.78	5.47	1.84	5.45	1.89
	-5	-5.6	6.14	1.78	6.12	1.82	6.10	1.88	6.10	1.93	6.09	1.97
	0	-0.7	6.77	1.87	6.75	1.90	6.73	1.96	6.73	2.01	6.72	2.05
	7	6.0	7.53	1.96	7.51	1.99	7.49	2.04	7.21	1.97	6.79	1.84
	10	8.0	7.76	2.01	7.74	2.04	7.49	2.00	7.21	1.83	6.79	1.72

U-Match 5 SERIES AIR CONDITIONERS TSG

Fan Speed	Outdoor Air Temperature °C		Indoor Dry Bulb Temperature °C									
			16		18		20		22		24	
	DB	WB	TC	PI	TC	PI	TC	PI	TC	PI	TC	PI
L	-10	-11.0	5.39	1.63	5.37	1.68	5.35	1.74	5.35	1.80	5.33	1.85
	-5	-5.6	6.01	1.74	5.99	1.78	5.97	1.84	5.97	1.89	5.95	1.93
	0	-0.7	6.62	1.83	6.61	1.86	6.59	1.92	6.59	1.97	6.57	2.00
	7	6.0	7.37	1.92	7.35	1.95	7.33	1.99	7.05	1.93	6.64	1.80
	10	8.0	7.59	1.97	7.57	1.99	7.33	1.95	7.05	1.79	6.64	1.68

Note:

DB: Dry bulb temp.

WB: Wet bulb temp.

TC: Total cooling(heating) capacity.

SHC: Sensible capacity

PI: Power Input.

1. The above data are based on the following conditions.

Hz,Volts		Equivalent Piping Length
Indoor	220-240V~50Hz 208-230V~60Hz	5m
Outdoor		

2. Capacities are net , including a deduction for cooling(an addition for heating) for indoor fan motor heat.

GUD85T/A-T Cooling

Fan Speed	Indoor Air Temperature °C		Outdoor Dry Bulb Temperature °C														
			20			25			30			35			40		
	DB	WB	TC	SHC	PI	TC	SHC	PI	TC	SHC	PI	TC	SHC	PI	TC	SHC	PI
Turbo	20	14	5.52	5.70	1.15	5.52	5.70	1.34	5.52	5.70	1.44	5.52	5.70	1.56	5.52	5.70	1.69
	23	16	6.72	6.69	1.47	6.72	6.69	1.72	6.72	6.69	1.85	6.72	6.69	2.01	6.72	6.69	2.17
	26	18	7.60	7.31	1.75	7.60	7.31	2.05	7.60	7.31	2.20	7.60	7.31	2.39	7.60	7.31	2.58
	27	19	8.50	7.80	2.05	8.50	7.80	2.40	8.50	7.80	2.58	8.50	7.80	2.80	8.16	7.60	3.02
	30	22	8.76	8.08	2.08	8.76	7.89	2.43	8.76	7.66	2.61	8.76	7.48	2.83	8.41	7.29	3.06
	32	24	8.92	7.81	2.09	8.92	7.57	2.44	8.92	7.37	2.63	8.92	7.16	2.85	8.57	6.98	3.08
H	20	14	5.35	5.53	1.11	5.35	5.53	1.30	5.35	5.53	1.40	5.35	5.53	1.52	5.35	5.53	1.64
	23	16	6.51	6.49	1.43	6.51	6.49	1.67	6.51	6.49	1.80	6.51	6.49	1.95	6.51	6.49	2.11
	26	18	7.37	7.09	1.70	7.37	7.09	1.99	7.37	7.09	2.14	7.37	7.09	2.32	7.37	7.09	2.51
	27	19	8.25	7.57	1.99	8.25	7.57	2.33	8.25	7.57	2.50	8.25	7.57	2.72	7.92	7.37	2.93
	30	22	8.49	7.84	2.01	8.49	7.65	2.36	8.49	7.43	2.53	8.49	7.26	2.75	8.15	7.07	2.97
	32	24	8.65	7.57	2.03	8.65	7.34	2.37	8.65	7.15	2.55	8.65	6.94	2.77	8.31	6.77	2.99
M	20	14	5.08	5.25	1.05	5.08	5.25	1.23	5.08	5.25	1.32	5.08	5.25	1.44	5.08	5.25	1.55
	23	16	6.18	6.15	1.35	6.18	6.15	1.59	6.18	6.15	1.70	6.18	6.15	1.85	6.18	6.15	2.00
	26	18	6.99	6.72	1.61	6.99	6.72	1.89	6.99	6.72	2.03	6.99	6.72	2.20	6.99	6.72	2.38
	27	19	7.82	7.18	1.89	7.82	7.18	2.21	7.82	7.18	2.37	7.82	7.18	2.58	7.51	6.99	2.78
	30	22	8.05	7.44	1.91	8.05	7.26	2.23	8.05	7.04	2.40	8.05	6.88	2.61	7.73	6.71	2.82
	32	24	8.21	7.18	1.92	8.21	6.96	2.25	8.21	6.78	2.42	8.21	6.59	2.63	7.88	6.42	2.84

Fan Speed	Indoor Air Temperature °C		Outdoor Dry Bulb Temperature °C														
			20			25			30			35			40		
	DB	WB	TC	SHC	PI	TC	SHC	PI	TC	SHC	PI	TC	SHC	PI	TC	SHC	PI
L	20	14	4.97	5.13	1.03	4.97	5.13	1.21	4.97	5.13	1.30	4.97	5.13	1.41	4.97	5.13	1.52
	23	16	6.04	6.02	1.33	6.04	6.02	1.55	6.04	6.02	1.67	6.04	6.02	1.81	6.04	6.02	1.95
	26	18	6.84	6.58	1.58	6.84	6.58	1.85	6.84	6.58	1.98	6.84	6.58	2.15	6.84	6.58	2.33
	27	19	7.65	7.02	1.85	7.65	7.02	2.16	7.65	7.02	2.32	7.65	7.02	2.52	7.34	6.84	2.72
	30	22	7.88	7.27	1.87	7.88	7.10	2.19	7.88	6.89	2.35	7.88	6.73	2.55	7.56	6.56	2.75
	32	24	8.03	7.03	1.88	8.03	6.81	2.20	8.03	6.63	2.36	8.03	6.44	2.57	7.71	6.28	2.77

Heating

Fan Speed	Outdoor Air Temperature °C		Indoor Dry Bulb Temperature °C									
			16		18		20		22		24	
	DB	WB	TC	PI	TC	PI	TC	PI	TC	PI	TC	PI
Turbo	-10	-11.0	6.47	2.17	6.45	2.23	6.43	2.31	6.43	2.40	6.40	2.47
	-5	-5.6	7.21	2.31	7.19	2.37	7.17	2.45	7.17	2.52	7.15	2.57
	0	-0.7	7.95	2.43	7.93	2.48	7.91	2.55	7.91	2.62	7.89	2.66
	7	6.0	8.84	2.55	8.82	2.60	8.80	2.65	8.46	2.56	7.98	2.40
	10	8.0	9.11	2.62	9.09	2.65	8.80	2.60	8.46	2.39	7.98	2.24
H	-10	-11.0	6.27	2.10	6.25	2.17	6.23	2.24	6.23	2.33	6.21	2.39
	-5	-5.6	6.99	2.24	6.97	2.30	6.95	2.37	6.95	2.44	6.93	2.49
	0	-0.7	7.71	2.36	7.69	2.40	7.67	2.47	7.67	2.54	7.65	2.58
	7	6.0	8.58	2.47	8.56	2.52	8.54	2.57	8.21	2.49	7.74	2.33
	10	8.0	8.83	2.54	8.81	2.57	8.54	2.52	8.21	2.31	7.74	2.17
M	-10	-11.0	5.95	2.00	5.93	2.06	5.91	2.13	5.91	2.21	5.89	2.27
	-5	-5.6	6.63	2.13	6.61	2.18	6.59	2.25	6.59	2.32	6.57	2.37
	0	-0.7	7.32	2.24	7.30	2.28	7.28	2.35	7.28	2.41	7.26	2.45
	7	6.0	8.14	2.35	8.12	2.39	8.10	2.44	7.78	2.36	7.34	2.21
	10	8.0	8.38	2.41	8.36	2.44	8.10	2.39	7.78	2.20	7.34	2.06
L	-10	-11.0	5.82	1.95	5.80	2.01	5.78	2.08	5.78	2.16	5.76	2.22
	-5	-5.6	6.49	2.08	6.47	2.14	6.45	2.20	6.45	2.27	6.43	2.31
	0	-0.7	7.16	2.19	7.14	2.23	7.12	2.30	7.12	2.36	7.10	2.40
	7	6.0	7.96	2.30	7.94	2.34	7.92	2.39	7.62	2.31	7.18	2.16
	10	8.0	8.20	2.36	8.18	2.39	7.92	2.34	7.62	2.15	7.18	2.02

Note:

DB: Dry bulb temp.

WB: Wet bulb temp.

TC: Total cooling(heating) capacity.

SHC: Sensible capacity

PI: Power input.

1. The above data are based on the following conditions.

Hz,Volts		Equivalent Piping Length
Indoor	220-240V~50Hz	5m
Outdoor	208-230V~60Hz	

2. Capacities are net , including a deduction for cooling(an addition for heating) for indoor fan motor heat.

U-Match 5 SERIES AIR CONDITIONERS TSG

GUD100T/A-T Cooling

Fan Speed	Indoor Air Temperature °C		Outdoor Dry Bulb Temperature °C														
			20			25			30			35			40		
	DB	WB	TC	SHC	PI	TC	SHC	PI	TC	SHC	PI	TC	SHC	PI	TC	SHC	PI
Turbo	20	14	6.55	5.58	1.29	6.55	5.58	1.52	6.55	5.58	1.63	6.55	5.58	1.77	6.55	5.58	1.91
	23	16	7.97	6.54	1.67	7.97	6.54	1.95	7.97	6.54	2.09	7.97	6.54	2.27	7.97	6.54	2.46
	26	18	9.02	7.15	1.98	9.02	7.15	2.32	9.02	7.15	2.49	9.02	7.15	2.71	9.02	7.15	2.92
	27	19	10.09	7.63	2.32	10.09	7.63	2.71	10.09	7.63	2.91	10.00	7.63	3.15	9.69	7.44	3.42
	30	22	10.40	7.91	2.35	10.40	7.72	2.75	10.40	7.49	2.95	10.40	7.32	3.20	9.98	7.13	3.46
	32	24	10.59	7.64	2.36	10.59	7.41	2.76	10.59	7.21	2.97	10.59	7.00	3.23	10.17	6.83	3.48
H	20	14	6.36	5.41	1.26	6.36	5.41	1.47	6.36	5.41	1.58	6.36	5.41	1.72	6.36	5.41	1.85
	23	16	7.74	6.35	1.62	7.74	6.35	1.89	7.74	6.35	2.03	7.74	6.35	2.21	7.74	6.35	2.38
	26	18	8.75	6.93	1.92	8.75	6.93	2.25	8.75	6.93	2.42	8.75	6.93	2.62	8.75	6.93	2.83
	27	19	9.79	7.40	2.25	9.79	7.40	2.63	9.79	7.40	2.83	9.79	7.40	3.07	9.40	7.22	3.32
	30	22	10.08	7.67	2.28	10.08	7.49	2.66	10.08	7.27	2.86	10.08	7.10	3.11	9.68	6.92	3.36
	32	24	10.28	7.41	2.29	10.28	7.18	2.68	10.28	6.99	2.88	10.28	6.79	3.13	9.87	6.62	3.38
M	20	14	6.03	5.13	1.19	6.03	5.13	1.39	6.03	5.13	1.50	6.03	5.13	1.63	6.03	5.13	1.76
	23	16	7.34	6.02	1.53	7.34	6.02	1.79	7.34	6.02	1.93	7.34	6.02	2.09	7.34	6.02	2.26
	26	18	8.30	6.58	1.82	8.30	6.58	2.13	8.30	6.58	2.29	8.30	6.58	2.49	8.30	6.58	2.69
	27	19	9.29	7.02	2.13	9.29	7.02	2.50	9.29	7.02	2.68	9.29	7.02	2.91	8.91	6.84	3.15
	30	22	9.56	7.28	2.16	9.56	7.10	2.53	9.56	6.89	2.71	9.56	6.73	2.95	9.18	6.56	3.18
	32	24	9.75	7.03	2.17	9.75	6.81	2.54	9.75	6.63	2.73	9.75	6.44	2.97	9.36	6.28	3.21
L	20	14	5.90	5.02	1.17	5.90	5.02	1.36	5.90	5.02	1.46	5.90	5.02	1.59	5.90	5.02	1.72
	23	16	7.18	5.89	1.50	7.18	5.89	1.75	7.18	5.89	1.88	7.18	5.89	2.05	7.18	5.89	2.21
	26	18	8.12	6.43	1.78	8.12	6.43	2.09	8.12	6.43	2.24	8.12	6.43	2.44	8.12	6.43	2.63
	27	19	9.08	6.87	2.09	9.08	6.87	2.44	9.08	6.87	2.62	9.08	6.87	2.85	8.72	6.70	3.08
	30	22	9.36	7.12	2.11	9.36	6.95	2.47	9.36	6.74	2.65	9.36	6.59	2.88	8.98	6.42	3.11
	32	24	9.53	6.88	2.13	9.53	6.67	2.49	9.53	6.49	2.67	9.53	6.30	2.90	9.15	6.14	3.14

Heating

Fan Speed	Outdoor Air Temperature °C		Indoor Dry Bulb Temperature °C									
			16		18		20		22		24	
	DB	WB	TC	PI	TC	PI	TC	PI	TC	PI	TC	PI
Turbo	-10	-11.0	8.82	2.91	8.79	2.99	8.76	3.10	8.76	3.21	8.73	3.30
	-5	-5.6	9.83	3.10	9.80	3.18	9.77	3.28	9.77	3.37	9.75	3.44
	0	-0.7	10.84	3.26	10.82	3.32	10.78	3.42	10.78	3.51	10.76	3.57
	7	6.0	12.06	3.42	12.03	3.48	12.00	3.55	11.54	3.43	10.88	3.21
	10	8.0	12.42	3.51	12.39	3.55	12.00	3.48	11.54	3.20	10.88	3.00
H	-10	-11.0	8.55	2.82	8.53	2.90	8.50	3.01	8.50	3.12	8.47	3.20
	-5	-5.6	9.54	3.01	9.51	3.08	9.48	3.18	9.48	3.27	9.45	3.34
	0	-0.7	10.52	3.16	10.49	3.22	10.46	3.31	10.46	3.40	10.43	3.46
	7	6.0	11.70	3.31	11.67	3.37	11.64	3.44	11.19	3.33	10.55	3.12
	10	8.0	12.05	3.40	12.02	3.44	11.64	3.38	11.19	3.10	10.55	2.91

Fan Speed	Outdoor Air Temperature °C		Indoor Dry Bulb Temperature °C									
			16		18		20		22		24	
	DB	WB	TC	PI	TC	PI	TC	PI	TC	PI	TC	PI
M	-10	-11.0	8.11	2.67	8.09	2.75	8.06	2.85	8.06	2.96	8.03	3.04
	-5	-5.6	9.05	2.85	9.02	2.92	8.99	3.01	8.99	3.10	8.97	3.17
	0	-0.7	9.98	3.00	9.95	3.05	9.92	3.14	9.92	3.23	9.90	3.28
	7	6.0	11.09	3.14	11.07	3.20	11.04	3.27	10.62	3.16	10.01	2.96
	10	8.0	11.43	3.23	11.40	3.27	11.04	3.20	10.62	2.94	10.01	2.76
L	-10	-11.0	7.94	2.61	7.91	2.69	7.89	2.79	7.89	2.89	7.86	2.97
	-5	-5.6	8.85	2.79	8.82	2.86	8.80	2.95	8.80	3.04	8.77	3.10
	0	-0.7	9.76	2.93	9.73	2.99	9.71	3.08	9.71	3.16	9.68	3.21
	7	6.0	10.85	3.08	10.83	3.13	10.80	3.20	10.39	3.09	9.79	2.89
	10	8.0	11.18	3.16	11.15	3.20	10.80	3.13	10.39	2.88	9.79	2.70

Note:

DB: Dry bulb temp.

WB: Wet bulb temp.

TC: Total cooling(heating) capacity.

SHC: Sensible capacity

PI: Power input.

1. The above data are based on the following conditions.

Hz,Volts		Equivalent Piping Length
Indoor	220-240V~50Hz	5m
Outdoor	208-230V~60Hz	

2. Capacities are net , including a deduction for cooling(an addition for heating) for indoor fan motor heat.

GUD125T/A-T Cooling

Fan Speed	Indoor Air Temperature °C		Outdoor Dry Bulb Temperature °C														
			20			25			30			35			40		
	DB	WB	TC	SHC	PI	TC	SHC	PI	TC	SHC	PI	TC	SHC	PI	TC	SHC	PI
Turbo	20	14	7.86	6.89	1.68	7.86	6.89	1.96	7.86	6.89	2.11	7.86	6.89	2.29	7.86	6.89	2.47
	23	16	9.56	8.09	2.16	9.56	8.09	2.52	9.56	8.09	2.71	9.56	8.09	2.94	9.56	8.09	3.18
	26	18	10.81	8.83	2.57	10.81	8.83	3.00	10.81	8.83	3.22	10.81	8.83	3.50	10.81	8.83	3.78
	27	19	12.10	9.43	3.00	12.10	9.43	3.51	12.10	9.43	3.77	12.10	9.43	4.10	11.62	9.19	4.43
	30	22	12.46	9.77	3.04	12.46	9.53	3.56	12.46	9.26	3.82	12.46	9.04	4.15	11.97	8.81	4.48
	32	24	12.70	9.44	3.06	12.70	9.15	3.58	12.70	8.91	3.84	12.70	8.65	4.18	12.19	8.44	4.51
H	20	14	7.62	6.69	1.63	7.62	6.69	1.90	7.62	6.69	2.04	7.62	6.69	2.22	7.62	6.69	2.40
	23	16	9.27	7.84	2.09	9.27	7.84	2.45	9.27	7.84	2.63	9.27	7.84	2.86	9.27	7.84	3.08
	26	18	10.49	8.57	2.49	10.49	8.57	2.91	10.49	8.57	3.13	10.49	8.57	3.40	10.49	8.57	3.67
	27	19	11.74	9.15	2.91	11.74	9.15	3.41	11.74	9.15	3.66	11.74	9.15	3.98	11.27	8.92	4.30
	30	22	12.09	9.48	2.95	12.09	9.25	3.45	12.09	8.98	3.70	12.09	8.77	4.02	11.61	8.55	4.35
	32	24	12.32	9.16	2.97	12.32	8.88	3.47	12.32	8.64	3.73	12.32	8.39	4.05	11.83	8.18	4.38

U-Match 5 SERIES AIR CONDITIONERS TSG

Fan Speed	Indoor Air Temperature °C		Outdoor Dry Bulb Temperature °C														
			20			25			30			35			40		
	DB	WB	TC	SHC	PI	TC	SHC	PI	TC	SHC	PI	TC	SHC	PI	TC	SHC	PI
M	20	14	7.23	6.34	1.54	7.23	6.34	1.81	7.23	6.34	1.94	7.23	6.34	2.11	7.23	6.34	2.28
	23	16	8.80	7.44	1.98	8.80	7.44	2.32	8.80	7.44	2.49	8.80	7.44	2.71	8.80	7.44	2.93
	26	18	9.95	8.13	2.36	9.95	8.13	2.76	9.95	8.13	2.97	9.95	8.13	3.22	9.95	8.13	3.48
	27	19	11.13	8.67	2.76	11.13	8.67	3.23	11.13	8.67	3.47	11.13	8.67	3.77	10.69	8.46	4.07
	30	22	11.47	8.99	2.80	11.47	8.77	3.27	11.47	8.52	3.51	11.47	8.32	3.82	11.01	8.11	4.12
	32	24	11.68	8.68	2.82	11.68	8.42	3.29	11.68	8.20	3.54	11.68	7.96	3.84	11.22	7.76	4.15
L	20	14	7.07	6.20	1.51	7.07	6.20	1.77	7.07	6.20	1.90	7.07	6.20	2.06	7.07	6.20	2.23
	23	16	8.60	7.28	1.94	8.60	7.28	2.27	8.60	7.28	2.44	8.60	7.28	2.65	8.60	7.28	2.86
	26	18	9.73	7.95	2.31	9.73	7.95	2.70	9.73	7.95	2.90	9.73	7.95	3.15	9.73	7.95	3.41
	27	19	10.89	8.49	2.70	10.89	8.49	3.16	10.89	8.49	3.40	10.89	8.49	3.69	10.46	8.27	3.99
	30	22	11.22	8.79	2.73	11.22	8.58	3.20	11.22	8.33	3.44	11.22	8.14	3.73	10.77	7.93	4.03
	32	24	11.43	8.49	2.75	11.43	8.23	3.22	11.43	8.02	3.46	11.43	7.79	3.76	10.97	7.59	4.06

Heating

Fan Speed	Outdoor Air Temperature °C		Indoor Dry Bulb Temperature °C									
			16		18		20		22		24	
	DB	WB	TC	PI	TC	PI	TC	PI	TC	PI	TC	PI
Turbo	-10	-11.0	9.92	3.44	9.89	3.54	9.86	3.67	9.86	3.80	9.82	3.91
	-5	-5.6	11.06	3.67	11.03	3.76	11.00	3.88	11.00	3.99	10.96	4.07
	0	-0.7	12.20	3.85	12.17	3.93	12.13	4.04	12.13	4.15	12.10	4.22
	7	6.0	13.57	4.04	13.53	4.12	13.50	4.20	12.98	4.06	12.24	3.80
	10	8.0	13.97	4.15	13.94	4.20	13.50	4.12	12.98	3.78	12.24	3.55
H	-10	-11.0	9.62	3.33	9.59	3.43	9.56	3.56	9.56	3.69	9.53	3.79
	-5	-5.6	10.73	3.56	10.70	3.65	10.67	3.76	10.67	3.87	10.63	3.95
	0	-0.7	11.83	3.74	11.80	3.81	11.77	3.92	11.77	4.02	11.74	4.09
	7	6.0	13.16	3.92	13.13	3.99	13.10	4.07	12.59	3.94	11.87	3.69
	10	8.0	13.55	4.02	13.52	4.08	13.10	3.99	12.59	3.67	11.87	3.45
M	-10	-11.0	9.13	3.16	9.10	3.26	9.07	3.37	9.07	3.50	9.04	3.60
	-5	-5.6	10.18	3.37	10.14	3.46	10.12	3.57	10.12	3.67	10.09	3.75
	0	-0.7	11.22	3.55	11.19	3.61	11.16	3.72	11.16	3.82	11.13	3.88
	7	6.0	12.48	3.72	12.45	3.79	12.42	3.86	11.94	3.74	11.26	3.50
	10	8.0	12.85	3.82	12.82	3.87	12.42	3.79	11.94	3.48	11.26	3.27
L	-10	-11.0	8.93	3.09	8.90	3.19	8.87	3.30	8.87	3.42	8.84	3.52
	-5	-5.6	9.96	3.30	9.92	3.38	9.90	3.49	9.90	3.59	9.87	3.67
	0	-0.7	10.98	3.47	10.95	3.53	10.92	3.64	10.92	3.73	10.89	3.80
	7	6.0	12.21	3.64	12.18	3.70	12.15	3.78	11.68	3.66	11.01	3.42
	10	8.0	12.57	3.73	12.54	3.78	12.15	3.71	11.68	3.40	11.01	3.20

Note:

DB: Dry bulb temp.

WB: Wet bulb temp.

TC: Total cooling(heating) capacity.

SHC: Sensible capacity

PI: Power input.

1. The above data are based on the following conditions.

Hz,Volts		Equivalent Piping Length
Indoor	220-240V~50Hz 208-230V~60Hz	5m
Outdoor		

2. Capacities are net , including a deduction for cooling(an addition for heating) for indoor fan motor heat.

GUD140T/A-T

Cooling

Fan Speed	Indoor Air Temperature °C		Outdoor Dry Bulb Temperature °C														
			20			25			30			35			40		
	DB	WB	TC	SHC	PI	TC	SHC	PI	TC	SHC	PI	TC	SHC	PI	TC	SHC	PI
Turbo	20	14	8.70	7.38	1.90	8.70	7.38	2.23	8.70	7.38	2.39	8.70	7.38	2.60	8.70	7.38	2.80
	23	16	10.59	8.66	2.45	10.59	8.66	2.86	10.59	8.66	3.07	10.59	8.66	3.34	10.59	8.66	3.61
	26	18	11.97	9.46	2.91	11.97	9.46	3.41	11.97	9.46	3.66	11.97	9.46	3.97	11.97	9.46	4.29
	27	19	13.40	10.10	3.41	13.40	10.10	3.98	13.40	10.10	4.28	13.40	10.10	4.65	12.86	9.85	5.02
	30	22	13.80	10.47	3.45	13.80	10.21	4.03	13.80	9.91	4.33	13.80	9.69	4.71	13.25	9.44	5.08
	32	24	14.06	10.11	3.47	14.06	9.80	4.06	14.06	9.54	4.36	14.06	9.27	4.74	13.50	9.04	5.12
H	20	14	8.44	7.16	1.84	8.44	7.16	2.16	8.44	7.16	2.32	8.44	7.16	2.52	8.44	7.16	2.72
	23	16	10.27	8.40	2.37	10.27	8.40	2.78	10.27	8.40	2.98	10.27	8.40	3.24	10.27	8.40	3.50
	26	18	11.62	9.18	2.82	11.62	9.18	3.30	11.62	9.18	3.55	11.62	9.18	3.86	11.62	9.18	4.16
	27	19	13.00	9.80	3.30	13.00	9.80	3.86	13.00	9.80	4.15	13.00	9.80	4.51	12.48	9.55	4.87
	30	22	13.39	10.15	3.34	13.39	9.91	3.91	13.39	9.62	4.20	13.39	9.40	4.56	12.85	9.16	4.93
	32	24	13.64	9.81	3.37	13.64	9.51	3.94	13.64	9.26	4.23	13.64	8.99	4.60	13.10	8.76	4.96
M	20	14	8.00	6.79	1.75	8.00	6.79	2.05	8.00	6.79	2.20	8.00	6.79	2.39	8.00	6.79	2.58
	23	16	9.74	7.97	2.25	9.74	7.97	2.63	9.74	7.97	2.83	9.74	7.97	3.07	9.74	7.97	3.32
	26	18	11.02	8.70	2.68	11.02	8.70	3.13	11.02	8.70	3.36	11.02	8.70	3.66	11.02	8.70	3.95
	27	19	12.33	9.29	3.13	12.33	9.29	3.67	12.33	9.29	3.94	12.33	9.29	4.28	11.84	9.06	4.62
	30	22	12.70	9.63	3.17	12.70	9.40	3.71	12.70	9.12	3.98	12.70	8.91	4.33	12.19	8.69	4.68
	32	24	12.94	9.30	3.19	12.94	9.02	3.74	12.94	8.78	4.01	12.94	8.53	4.36	12.42	8.31	4.71
L	20	14	7.83	6.65	1.71	7.83	6.65	2.00	7.83	6.65	2.15	7.83	6.65	2.34	7.83	6.65	2.52
	23	16	9.53	7.79	2.20	9.53	7.79	2.58	9.53	7.79	2.77	9.53	7.79	3.01	9.53	7.79	3.25
	26	18	10.78	8.51	2.62	10.78	8.51	3.06	10.78	8.51	3.29	10.78	8.51	3.58	10.78	8.51	3.86
	27	19	12.06	9.09	3.06	12.06	9.09	3.59	12.06	9.09	3.85	12.06	9.09	4.19	11.58	8.86	4.52
	30	22	12.42	9.42	3.10	12.42	9.19	3.63	12.42	8.92	3.90	12.42	8.72	4.24	11.93	8.50	4.57
	32	24	12.66	9.10	3.12	12.66	8.82	3.65	12.66	8.59	3.92	12.66	8.34	4.26	12.15	8.13	4.61

U-Match 5 SERIES AIR CONDITIONERS TSG

Heating

Fan Speed	Outdoor Air Temperature °C		Indoor Dry Bulb Temperature °C									
			16		18		20		22		24	
	DB	WB	TC	PI	TC	PI	TC	PI	TC	PI	TC	PI
Turbo	-10	-11.0	11.39	3.56	11.35	3.67	11.32	3.80	11.32	3.94	11.28	4.05
	-5	-5.6	12.70	3.80	12.66	3.89	12.62	4.01	12.62	4.13	12.59	4.22
	0	-0.7	14.01	3.99	13.97	4.07	13.93	4.19	13.93	4.30	13.89	4.37
	7	6.0	15.58	4.19	15.54	4.26	15.50	4.35	14.90	4.21	14.05	3.94
	10	8.0	16.04	4.30	16.00	4.35	15.50	4.26	14.90	3.92	14.05	3.68
H	-10	-11.0	11.05	3.45	11.01	3.56	10.98	3.68	10.98	3.82	10.94	3.93
	-5	-5.6	12.32	3.68	12.28	3.78	12.25	3.89	12.25	4.01	12.21	4.09
	0	-0.7	13.59	3.87	13.55	3.95	13.51	4.06	13.51	4.17	13.48	4.24
	7	6.0	15.11	4.06	15.07	4.14	15.04	4.22	14.46	4.08	13.63	3.82
	10	8.0	15.56	4.17	15.52	4.22	15.04	4.14	14.46	3.80	13.63	3.57
M	-10	-11.0	10.48	3.28	10.45	3.37	10.41	3.49	10.41	3.62	10.38	3.72
	-5	-5.6	11.68	3.49	11.65	3.58	11.61	3.69	11.61	3.80	11.58	3.88
	0	-0.7	12.89	3.67	12.85	3.74	12.82	3.85	12.82	3.95	12.78	4.02
	7	6.0	14.33	3.85	14.30	3.92	14.26	4.00	13.71	3.87	12.93	3.62
	10	8.0	14.76	3.95	14.72	4.00	14.26	3.92	13.71	3.60	12.93	3.38
L	-10	-11.0	10.25	3.20	10.22	3.30	10.19	3.42	10.19	3.54	10.15	3.64
	-5	-5.6	11.43	3.42	11.39	3.51	11.36	3.61	11.36	3.72	11.33	3.80
	0	-0.7	12.61	3.59	12.57	3.66	12.54	3.77	12.54	3.87	12.50	3.93
	7	6.0	14.02	3.77	13.99	3.84	13.95	3.92	13.41	3.79	12.64	3.54
	10	8.0	14.44	3.87	14.40	3.92	13.95	3.84	13.41	3.53	12.64	3.31

Note:

DB: Dry bulb temp.

WB: Wet bulb temp.

TC: Total cooling(heating) capacity.

SHC: Sensible capacity

PI: Power input.

1. The above data are based on the following conditions.

Hz,Volts		Equivalent Piping Length
Indoor	220-240V~50Hz	7.5m
Outdoor	208-230V~60Hz	

2. Capacities are net , including a deduction for cooling(an addition for heating) for indoor fan motor heat.

GUD160T/A-T
Cooling

Fan Speed	Indoor Air Temperature °C		Outdoor Dry Bulb Temperature °C														
			20			25			30			35			40		
	DB	WB	TC	SHC	PI	TC	SHC	PI	TC	SHC	PI	TC	SHC	PI	TC	SHC	PI
Turbo	20	14	9.41	7.77	2.25	9.41	7.77	2.63	9.41	7.77	2.83	9.41	7.77	3.07	9.41	7.77	3.32
	23	16	11.46	9.12	2.89	11.46	9.12	3.38	11.46	9.12	3.64	11.46	9.12	3.95	11.46	9.12	4.27
	26	18	12.96	9.96	3.44	12.96	9.96	4.03	12.96	9.96	4.33	12.96	9.96	4.70	12.96	9.96	5.08
	27	19	14.50	10.63	4.03	14.50	10.63	4.71	14.50	10.63	5.06	14.50	10.63	5.50	13.92	10.36	5.94
	30	22	14.94	11.02	4.08	14.94	10.75	4.77	14.94	10.43	5.12	14.94	10.19	5.57	14.34	9.94	6.01
	32	24	15.22	10.64	4.10	15.22	10.32	4.80	15.22	10.04	5.16	15.22	9.76	5.60	14.61	9.51	6.05
H	20	14	9.13	7.54	2.18	9.13	7.54	2.55	9.13	7.54	2.74	9.13	7.54	2.98	9.13	7.54	3.22
	23	16	11.11	8.84	2.81	11.11	8.84	3.28	11.11	8.84	3.53	11.11	8.84	3.83	11.11	8.84	4.14
	26	18	12.57	9.66	3.34	12.57	9.66	3.91	12.57	9.66	4.20	12.57	9.66	4.56	12.57	9.66	4.92
	27	19	14.07	10.31	3.91	14.07	10.31	4.57	14.07	10.31	4.91	14.07	10.31	5.34	13.50	10.05	5.76
	30	22	14.49	10.69	3.95	14.49	10.43	4.63	14.49	10.12	4.97	14.49	9.89	5.40	13.91	9.64	5.83
	32	24	14.76	10.32	3.98	14.76	10.01	4.66	14.76	9.74	5.00	14.76	9.46	5.44	14.17	9.22	5.87
M	20	14	8.66	7.15	2.07	8.66	7.15	2.42	8.66	7.15	2.60	8.66	7.15	2.83	8.66	7.15	3.05
	23	16	10.54	8.39	2.66	10.54	8.39	3.11	10.54	8.39	3.34	10.54	8.39	3.63	10.54	8.39	3.93
	26	18	11.92	9.16	3.17	11.92	9.16	3.71	11.92	9.16	3.98	11.92	9.16	4.32	11.92	9.16	4.67
	27	19	13.34	9.78	3.71	13.34	9.78	4.34	13.34	9.78	4.66	13.34	9.78	5.06	12.81	9.53	5.46
	30	22	13.74	10.13	3.75	13.74	9.89	4.39	13.74	9.60	4.71	13.74	9.38	5.12	13.19	9.14	5.53
	32	24	14.00	9.79	3.78	14.00	9.49	4.42	14.00	9.24	4.75	14.00	8.98	5.16	13.44	8.75	5.57
L	20	14	8.47	6.99	2.02	8.47	6.99	2.37	8.47	6.99	2.54	8.47	6.99	2.76	8.47	6.99	2.99
	23	16	10.31	8.20	2.60	10.31	8.20	3.05	10.31	8.20	3.27	10.31	8.20	3.56	10.31	8.20	3.84
	26	18	11.66	8.96	3.10	11.66	8.96	3.62	11.66	8.96	3.89	11.66	8.96	4.23	11.66	8.96	4.57
	27	19	13.05	9.57	3.62	13.05	9.57	4.24	13.05	9.57	4.56	13.05	9.57	4.95	12.53	9.33	5.35
	30	22	13.44	9.91	3.67	13.44	9.67	4.29	13.44	9.39	4.61	13.44	9.17	5.01	12.90	8.94	5.41
	32	24	13.70	9.58	3.69	13.70	9.28	4.32	13.70	9.04	4.64	13.70	8.78	5.04	13.15	8.56	5.45

Heating

Fan Speed	Outdoor Air Temperature °C		Indoor Dry Bulb Temperature °C									
			16		18		20		22		24	
	DB	WB	TC	PI	TC	PI	TC	PI	TC	PI	TC	PI
Turbo	-10	-11.0	12.49	3.93	12.45	4.05	12.41	4.19	12.41	4.35	12.37	4.47
	-5	-5.6	13.93	4.19	13.89	4.30	13.85	4.43	13.85	4.56	13.81	4.66
	0	-0.7	15.36	4.41	15.32	4.49	15.28	4.62	15.28	4.74	15.24	4.82
	7	6.0	17.08	4.62	17.04	4.70	17.00	4.80	16.35	4.64	15.41	4.35
	10	8.0	17.59	4.74	17.55	4.80	17.00	4.71	16.35	4.32	15.41	4.06
H	-10	-11.0	12.12	3.81	12.08	3.92	12.04	4.06	12.04	4.22	12.00	4.33
	-5	-5.6	13.51	4.06	13.47	4.17	13.43	4.30	13.43	4.42	13.39	4.52
	0	-0.7	14.90	4.27	14.86	4.35	14.82	4.48	14.82	4.60	14.78	4.68
	7	6.0	16.57	4.48	16.53	4.56	16.49	4.66	15.86	4.51	14.95	4.21
	10	8.0	17.07	4.60	17.03	4.66	16.49	4.56	15.86	4.19	14.95	3.94

U-Match 5 SERIES AIR CONDITIONERS TSG

Fan Speed	Outdoor Air Temperature °C		Indoor Dry Bulb Temperature °C									
			16		18		20		22		24	
			TC	PI	TC	PI	TC	PI	TC	PI	TC	PI
	DB	WB	kW	kW	kW	kW	kW	kW	kW	kW	kW	kW
M	-10	-11.0	11.49	3.61	11.46	3.72	11.42	3.85	11.42	4.00	11.38	4.11
	-5	-5.6	12.81	3.85	12.77	3.95	12.74	4.07	12.74	4.20	12.70	4.28
	0	-0.7	14.13	4.05	14.10	4.13	14.06	4.25	14.06	4.36	14.02	4.44
	7	6.0	15.72	4.25	15.68	4.33	15.64	4.42	15.04	4.27	14.18	4.00
	10	8.0	16.19	4.36	16.15	4.42	15.64	4.33	15.04	3.98	14.18	3.73
L	-10	-11.0	11.24	3.54	11.21	3.64	11.17	3.77	11.17	3.91	11.13	4.02
	-5	-5.6	12.54	3.77	12.50	3.87	12.46	3.99	12.46	4.10	12.43	4.19
	0	-0.7	13.83	3.96	13.79	4.04	13.75	4.16	13.75	4.27	13.71	4.34
	7	6.0	15.37	4.16	15.34	4.23	15.30	4.32	14.71	4.18	13.87	3.91
	10	8.0	15.83	4.27	15.80	4.32	15.30	4.24	14.71	3.89	13.87	3.65

Note:

DB: Dry bulb temp.

WB: Wet bulb temp.

TC: Total cooling(heating) capacity.

SHC: Sensible capacity

PI: Power input.

1. The above data are based on the following conditions.

Hz,Volts		Equivalent Piping Length
Indoor	220-240V~50Hz 208-230V~60Hz	7.5m
Outdoor		

2. Capacities are net , including a deduction for cooling(an addition for heating) for indoor fan motor heat.

6.1.2 Duct Type

GUD35P/A-T、GUD35PS/A-T

Cooling

Fan Speed	Indoor Air Temperature °C		Outdoor Dry Bulb Temperature °C														
			20			25			30			35			40		
			TC	SHC	PI	TC	SHC	PI	TC	SHC	PI	TC	SHC	PI	TC	SHC	PI
	DB	WB	kW	kW	kW	kW	kW	kW	kW	kW	kW	kW	kW	kW	kW	kW	
Turbo	20	14	2.27	2.07	0.39	2.27	2.07	0.45	2.27	2.07	0.49	2.27	2.07	0.53	2.27	2.07	0.57
	23	16	2.77	2.42	0.50	2.77	2.42	0.58	2.77	2.42	0.63	2.77	2.42	0.68	2.77	2.42	0.74
	26	18	3.13	2.65	0.59	3.13	2.65	0.69	3.13	2.65	0.75	3.13	2.65	0.81	3.13	2.65	0.88
	27	19	3.50	2.83	0.69	3.50	2.83	0.81	3.50	2.83	0.87	3.50	2.83	0.95	3.36	2.75	1.02
	30	22	3.61	2.93	0.70	3.61	2.86	0.82	3.61	2.77	0.88	3.61	2.71	0.96	3.46	2.64	1.04
	32	24	3.67	2.83	0.71	3.67	2.74	0.83	3.67	2.67	0.89	3.67	2.59	0.97	3.53	2.53	1.04
H	20	14	2.20	2.00	0.38	2.20	2.00	0.44	2.20	2.00	0.47	2.20	2.00	0.51	2.20	2.00	0.55
	23	16	2.68	2.35	0.48	2.68	2.35	0.57	2.68	2.35	0.61	2.68	2.35	0.66	2.68	2.35	0.71
	26	18	3.03	2.57	0.58	3.03	2.57	0.67	3.03	2.57	0.72	3.03	2.57	0.79	3.03	2.57	0.85
	27	19	3.40	2.74	0.67	3.40	2.74	0.79	3.40	2.74	0.85	3.40	2.74	0.92	3.26	2.67	0.99
	30	22	3.50	2.84	0.68	3.50	2.77	0.80	3.50	2.69	0.86	3.50	2.63	0.93	3.36	2.56	1.01
	32	24	3.56	2.74	0.69	3.56	2.66	0.80	3.56	2.59	0.86	3.56	2.51	0.94	3.42	2.45	1.01

Fan Speed	Indoor Air Temperature °C		Outdoor Dry Bulb Temperature °C														
			20			25			30			35			40		
	DB	WB	TC	SHC	PI	TC	SHC	PI	TC	SHC	PI	TC	SHC	PI	TC	SHC	PI
M	20	14	2.09	1.90	0.36	2.09	1.90	0.42	2.09	1.90	0.45	2.09	1.90	0.49	2.09	1.90	0.53
	23	16	2.54	2.23	0.46	2.54	2.23	0.54	2.54	2.23	0.58	2.54	2.23	0.63	2.54	2.23	0.68
	26	18	2.88	2.43	0.55	2.88	2.43	0.64	2.88	2.43	0.69	2.88	2.43	0.75	2.88	2.43	0.81
	27	19	3.22	2.60	0.64	3.22	2.60	0.75	3.22	2.60	0.80	3.22	2.60	0.87	3.09	2.53	0.94
	30	22	3.32	2.69	0.65	3.32	2.63	0.76	3.32	2.55	0.81	3.32	2.49	0.88	3.18	2.43	0.95
	32	24	3.38	2.60	0.65	3.38	2.52	0.76	3.38	2.46	0.82	3.38	2.39	0.89	3.24	2.33	0.96
L	20	14	2.05	1.86	0.35	2.05	1.86	0.41	2.05	1.86	0.44	2.05	1.86	0.48	2.05	1.86	0.51
	23	16	2.49	2.18	0.45	2.49	2.18	0.53	2.49	2.18	0.56	2.49	2.18	0.61	2.49	2.18	0.66
	26	18	2.82	2.38	0.53	2.82	2.38	0.62	2.82	2.38	0.67	2.82	2.38	0.73	2.82	2.38	0.79
	27	19	3.15	2.54	0.62	3.15	2.54	0.73	3.15	2.54	0.79	3.15	2.54	0.85	3.02	2.48	0.92
	30	22	3.24	2.63	0.63	3.24	2.57	0.74	3.24	2.50	0.79	3.24	2.44	0.86	3.11	2.38	0.93
	32	24	3.31	2.55	0.64	3.31	2.47	0.74	3.31	2.40	0.80	3.31	2.33	0.87	3.17	2.27	0.94

Heating

Fan Speed	Outdoor Air Temperature °C		Indoor Dry Bulb Temperature °C									
			16		18		20		22		24	
	DB	WB	TC	PI	TC	PI	TC	PI	TC	PI	TC	PI
Turbo	-10	-11.0	2.94	0.86	2.93	0.89	2.92	0.92	2.92	0.95	2.91	0.98
	-5	-5.6	3.28	0.92	3.27	0.94	3.26	0.97	3.26	1.00	3.25	1.02
	0	-0.7	3.61	0.96	3.61	0.98	3.59	1.01	3.59	1.04	3.59	1.06
	7	6.0	4.02	1.01	4.01	1.03	4.00	1.05	3.85	1.02	3.63	0.95
	10	8.0	4.14	1.04	4.13	1.05	4.00	1.03	3.85	0.95	3.63	0.89
H	-10	-11.0	2.85	0.83	2.84	0.86	2.83	0.89	2.83	0.92	2.82	0.95
	-5	-5.6	3.18	0.89	3.17	0.91	3.16	0.94	3.16	0.97	3.15	0.99
	0	-0.7	3.51	0.93	3.50	0.95	3.49	0.98	3.49	1.01	3.48	1.02
	7	6.0	3.90	0.98	3.89	1.00	3.88	1.02	3.73	0.99	3.52	0.92
	10	8.0	4.02	1.01	4.01	1.02	3.88	1.00	3.73	0.92	3.52	0.86
M	-10	-11.0	2.70	0.79	2.70	0.81	2.69	0.84	2.69	0.87	2.68	0.90
	-5	-5.6	3.02	0.84	3.01	0.86	3.00	0.89	3.00	0.92	2.99	0.94
	0	-0.7	3.33	0.89	3.32	0.90	3.31	0.93	3.31	0.95	3.30	0.97
	7	6.0	3.70	0.93	3.69	0.95	3.68	0.97	3.54	0.93	3.34	0.87
	10	8.0	3.81	0.95	3.80	0.97	3.68	0.95	3.54	0.87	3.34	0.82
L	-10	-11.0	2.65	0.77	2.64	0.80	2.63	0.82	2.63	0.86	2.62	0.88
	-5	-5.6	2.95	0.82	2.94	0.85	2.93	0.87	2.93	0.90	2.92	0.92
	0	-0.7	3.25	0.87	3.24	0.88	3.24	0.91	3.24	0.93	3.23	0.95
	7	6.0	3.62	0.91	3.61	0.93	3.60	0.95	3.46	0.91	3.26	0.86
	10	8.0	3.73	0.93	3.72	0.95	3.60	0.93	3.46	0.85	3.26	0.80

Note:

DB: Dry bulb temp.

WB: Wet bulb temp.

TC: Total cooling(heating) capacity.

SHC: Sensible capacity

PI: Power input.

U-Match 5 SERIES AIR CONDITIONERS TSG

1. The above data are based on the following conditions.

Hz,Volts		Equivalent Piping Length
Indoor	220-240V~50Hz	5m
Outdoor	208-230V~60Hz	

2. Capacities are net , including a deduction for cooling(an addition for heating) for indoor fan motor heat.

GUD50P/A-T、GUD50PS/A-T Cooling

Fan Speed	Indoor Air Temperature °C		Outdoor Dry Bulb Temperature °C														
			20			25			30			35			40		
	DB	WB	TC	SHC	PI	TC	SHC	PI	TC	SHC	PI	TC	SHC	PI	TC	SHC	PI
Turbo	20	14	3.25	2.78	0.63	3.25	2.78	0.74	3.25	2.78	0.80	3.25	2.78	0.87	3.25	2.78	0.93
	23	16	3.95	3.26	0.82	3.95	3.26	0.95	3.95	3.26	1.02	3.95	3.26	1.11	3.95	3.26	1.20
	26	18	4.47	3.56	0.97	4.47	3.56	1.14	4.47	3.56	1.22	4.47	3.56	1.32	4.47	3.56	1.43
	27	19	5.00	3.80	1.14	5.00	3.80	1.33	5.00	3.80	1.43	5.00	3.80	1.55	4.80	3.71	1.67
	30	22	5.15	3.94	1.15	5.15	3.85	1.34	5.15	3.73	1.44	5.15	3.65	1.57	4.94	3.56	1.69
	32	24	5.25	3.81	1.16	5.25	3.69	1.35	5.25	3.59	1.45	5.25	3.49	1.58	5.04	3.40	1.71
H	20	14	3.15	2.70	0.61	3.15	2.70	0.72	3.15	2.70	0.77	3.15	2.70	0.84	3.15	2.70	0.91
	23	16	3.83	3.16	0.79	3.83	3.16	0.93	3.83	3.16	0.99	3.83	3.16	1.08	3.83	3.16	1.17
	26	18	4.33	3.46	0.94	4.33	3.46	1.10	4.33	3.46	1.18	4.33	3.46	1.29	4.33	3.46	1.39
	27	19	4.85	3.69	1.10	4.85	3.69	1.29	4.85	3.69	1.38	4.85	3.69	1.50	4.66	3.60	1.62
	30	22	5.00	3.82	1.11	5.00	3.73	1.30	5.00	3.62	1.40	5.00	3.54	1.52	4.80	3.45	1.64
	32	24	5.09	3.69	1.12	5.09	3.58	1.31	5.09	3.49	1.41	5.09	3.39	1.53	4.89	3.30	1.65
M	20	14	2.99	2.56	0.58	2.99	2.56	0.68	2.99	2.56	0.73	2.99	2.56	0.80	2.99	2.56	0.86
	23	16	3.63	3.00	0.75	3.63	3.00	0.88	3.63	3.00	0.94	3.63	3.00	1.02	3.63	3.00	1.11
	26	18	4.11	3.28	0.89	4.11	3.28	1.04	4.11	3.28	1.12	4.11	3.28	1.22	4.11	3.28	1.32
	27	19	4.60	3.50	1.04	4.60	3.50	1.22	4.60	3.50	1.31	4.60	3.50	1.43	4.42	3.41	1.54
	30	22	4.74	3.63	1.06	4.74	3.54	1.24	4.74	3.44	1.33	4.74	3.36	1.44	4.55	3.27	1.56
	32	24	4.83	3.50	1.06	4.83	3.40	1.25	4.83	3.31	1.34	4.83	3.21	1.45	4.64	3.13	1.57
L	20	14	2.92	2.50	0.57	2.92	2.50	0.67	2.92	2.50	0.72	2.92	2.50	0.78	2.92	2.50	0.84
	23	16	3.56	2.94	0.73	3.56	2.94	0.86	3.56	2.94	0.92	3.56	2.94	1.00	3.56	2.94	1.08
	26	18	4.02	3.21	0.87	4.02	3.21	1.02	4.02	3.21	1.10	4.02	3.21	1.19	4.02	3.21	1.29
	27	19	4.50	3.42	1.02	4.50	3.42	1.20	4.50	3.42	1.28	4.50	3.42	1.40	4.32	3.34	1.51
	30	22	4.64	3.55	1.03	4.64	3.46	1.21	4.64	3.36	1.30	4.64	3.28	1.41	4.45	3.20	1.52
	32	24	4.72	3.43	1.04	4.72	3.32	1.22	4.72	3.23	1.31	4.72	3.14	1.42	4.53	3.06	1.54

Heating

Fan Speed	Outdoor Air Temperature °C		Indoor Dry Bulb Temperature °C									
			16		18		20		22		24	
	DB	WB	TC	PI	TC	PI	TC	PI	TC	PI	TC	PI
Turbo	-10	-11.0	4.04	1.19	4.03	1.22	4.02	1.27	4.02	1.31	4.00	1.35
	-5	-5.6	4.51	1.27	4.49	1.30	4.48	1.34	4.48	1.38	4.47	1.41
	0	-0.7	4.97	1.33	4.96	1.36	4.94	1.40	4.94	1.43	4.93	1.46
	7	6.0	5.53	1.40	5.51	1.42	5.50	1.45	5.29	1.40	4.99	1.31
	10	8.0	5.69	1.43	5.68	1.45	5.50	1.42	5.29	1.31	4.99	1.23

Fan Speed	Outdoor Air Temperature °C		Indoor Dry Bulb Temperature °C									
			16		18		20		22		24	
	DB	WB	TC	PI	TC	PI	TC	PI	TC	PI	TC	PI
H	-10	-11.0	3.92	1.15	3.91	1.19	3.90	1.23	3.90	1.27	3.88	1.31
	-5	-5.6	4.37	1.23	4.36	1.26	4.35	1.30	4.35	1.34	4.33	1.36
	0	-0.7	4.82	1.29	4.81	1.32	4.79	1.35	4.79	1.39	4.78	1.41
	7	6.0	5.36	1.35	5.35	1.38	5.34	1.41	5.13	1.36	4.84	1.27
	10	8.0	5.52	1.39	5.51	1.41	5.34	1.38	5.13	1.27	4.84	1.19
M	-10	-11.0	3.72	1.09	3.71	1.12	3.69	1.16	3.69	1.21	3.68	1.24
	-5	-5.6	4.15	1.16	4.13	1.19	4.12	1.23	4.12	1.27	4.11	1.29
	0	-0.7	4.57	1.22	4.56	1.25	4.55	1.28	4.55	1.32	4.54	1.34
	7	6.0	5.08	1.28	5.07	1.31	5.06	1.33	4.87	1.29	4.59	1.21
	10	8.0	5.24	1.32	5.22	1.33	5.06	1.31	4.87	1.20	4.59	1.13
L	-10	-11.0	3.64	1.07	3.63	1.10	3.61	1.14	3.61	1.18	3.60	1.21
	-5	-5.6	4.06	1.14	4.04	1.17	4.03	1.20	4.03	1.24	4.02	1.27
	0	-0.7	4.47	1.20	4.46	1.22	4.45	1.26	4.45	1.29	4.44	1.31
	7	6.0	4.97	1.26	4.96	1.28	4.95	1.31	4.76	1.26	4.49	1.18
	10	8.0	5.12	1.29	5.11	1.31	4.95	1.28	4.76	1.18	4.49	1.10

Note:

DB: Dry bulb temp.

WB: Wet bulb temp.

TC: Total cooling(heating) capacity.

SHC: Sensible capacity

PI: Power input.

1. The above data are based on the following conditions.

Hz,Volts		Equivalent Piping Length
Indoor	220-240V~50Hz	5m
Outdoor	208-230V~60Hz	

2. Capacities are net , including a deduction for cooling(an addition for heating) for indoor fan motor heat.

GUD71P/A-T、GUD71PS/A-T Cooling

Fan Speed	Indoor Air Temperature °C		Outdoor Dry Bulb Temperature °C														
			20			25			30			35			40		
	DB	WB	TC	SHC	PI	TC	SHC	PI	TC	SHC	PI	TC	SHC	PI	TC	SHC	PI
Turbo	20	14	4.68	4.09	0.85	4.68	4.09	0.99	4.68	4.09	1.07	4.68	4.09	1.16	4.68	4.09	1.25
	23	16	5.69	4.80	1.09	5.69	4.80	1.28	5.69	4.80	1.37	5.69	4.80	1.49	5.69	4.80	1.61
	26	18	6.44	5.24	1.30	6.44	5.24	1.52	6.44	5.24	1.63	6.44	5.24	1.77	6.44	5.24	1.92
	27	19	7.20	5.60	1.52	7.20	5.60	1.78	7.20	5.60	1.91	7.00	5.60	2.10	6.91	5.45	2.24
	30	22	7.42	5.80	1.54	7.42	5.66	1.80	7.42	5.49	1.93	7.42	5.37	2.10	7.12	5.23	2.27
	32	24	7.56	5.60	1.55	7.56	5.43	1.81	7.56	5.29	1.95	7.56	5.13	2.11	7.26	5.01	2.28

U-Match 5 SERIES AIR CONDITIONERS TSG

Fan Speed	Indoor Air Temperature °C		Outdoor Dry Bulb Temperature °C														
			20			25			30			35			40		
	DB	WB	TC	SHC	PI	TC	SHC	PI	TC	SHC	PI	TC	SHC	PI	TC	SHC	PI
H	20	14	4.54	3.97	0.82	4.54	3.97	0.96	4.54	3.97	1.03	4.54	3.97	1.12	4.54	3.97	1.21
	23	16	5.52	4.65	1.06	5.52	4.65	1.24	5.52	4.65	1.33	5.52	4.65	1.45	5.52	4.65	1.56
	26	18	6.24	5.08	1.26	6.24	5.08	1.47	6.24	5.08	1.58	6.24	5.08	1.72	6.24	5.08	1.86
	27	19	6.98	5.43	1.47	6.98	5.43	1.72	6.98	5.43	1.85	6.98	5.43	2.01	6.71	5.29	2.17
	30	22	7.19	5.62	1.49	7.19	5.49	1.75	7.19	5.33	1.87	7.19	5.20	2.04	6.91	5.07	2.20
	32	24	7.33	5.43	1.50	7.33	5.27	1.76	7.33	5.13	1.89	7.33	4.98	2.05	7.04	4.86	2.22
M	20	14	4.30	3.76	0.78	4.30	3.76	0.91	4.30	3.76	0.98	4.30	3.76	1.07	4.30	3.76	1.15
	23	16	5.23	4.41	1.00	5.23	4.41	1.17	5.23	4.41	1.26	5.23	4.41	1.37	5.23	4.41	1.48
	26	18	5.92	4.82	1.19	5.92	4.82	1.40	5.92	4.82	1.50	5.92	4.82	1.63	5.92	4.82	1.76
	27	19	6.62	5.15	1.40	6.62	5.15	1.64	6.62	5.15	1.76	6.62	5.15	1.91	6.36	5.02	2.06
	30	22	6.82	5.33	1.41	6.82	5.20	1.66	6.82	5.05	1.78	6.82	4.94	1.93	6.55	4.81	2.09
	32	24	6.95	5.15	1.42	6.95	4.99	1.67	6.95	4.86	1.79	6.95	4.72	1.95	6.68	4.60	2.10
L	20	14	4.21	3.68	0.76	4.21	3.68	0.89	4.21	3.68	0.96	4.21	3.68	1.04	4.21	3.68	1.13
	23	16	5.12	4.32	0.98	5.12	4.32	1.15	5.12	4.32	1.23	5.12	4.32	1.34	5.12	4.32	1.45
	26	18	5.79	4.72	1.17	5.79	4.72	1.37	5.79	4.72	1.47	5.79	4.72	1.60	5.79	4.72	1.72
	27	19	6.48	5.04	1.37	6.48	5.04	1.60	6.48	5.04	1.72	6.48	5.04	1.87	6.22	4.91	2.02
	30	22	6.68	5.22	1.38	6.68	5.09	1.62	6.68	4.94	1.74	6.68	4.83	1.89	6.41	4.71	2.04
	32	24	6.80	5.04	1.39	6.80	4.89	1.63	6.80	4.76	1.75	6.80	4.62	1.90	6.53	4.50	2.06

Heating

Fan Speed	Outdoor Air Temperature °C		Indoor Dry Bulb Temperature °C									
			16		18		20		22		24	
	DB	WB	TC	PI	TC	PI	TC	PI	TC	PI	TC	PI
Turbo	-10	-11.0	5.88	1.84	5.86	1.90	5.84	1.96	5.84	2.04	5.82	2.09
	-5	-5.6	6.55	1.96	6.53	2.01	6.52	2.08	6.52	2.14	6.50	2.18
	0	-0.7	7.23	2.06	7.21	2.10	7.19	2.17	7.19	2.22	7.17	2.26
	7	6.0	8.04	2.17	8.02	2.21	8.00	2.25	7.69	2.18	7.25	2.04
	10	8.0	8.28	2.22	8.26	2.25	8.00	2.21	7.69	2.03	7.25	1.90
H	-10	-11.0	5.70	1.79	5.68	1.84	5.67	1.91	5.67	1.98	5.65	2.03
	-5	-5.6	6.36	1.91	6.34	1.95	6.32	2.01	6.32	2.07	6.30	2.12
	0	-0.7	7.01	2.00	6.99	2.04	6.97	2.10	6.97	2.16	6.96	2.19
	7	6.0	7.80	2.10	7.78	2.14	7.76	2.18	7.46	2.11	7.03	1.98
	10	8.0	8.03	2.16	8.01	2.18	7.76	2.14	7.46	1.97	7.03	1.85
M	-10	-11.0	5.41	1.69	5.39	1.74	5.37	1.81	5.37	1.87	5.36	1.93
	-5	-5.6	6.03	1.81	6.01	1.85	5.99	1.91	5.99	1.97	5.98	2.01
	0	-0.7	6.65	1.90	6.63	1.94	6.61	1.99	6.61	2.04	6.60	2.08
	7	6.0	7.40	1.99	7.38	2.03	7.36	2.07	7.08	2.00	6.67	1.87
	10	8.0	7.62	2.04	7.60	2.07	7.36	2.03	7.08	1.86	6.67	1.75

Fan Speed	Outdoor Air Temperature °C		Indoor Dry Bulb Temperature °C									
			16		18		20		22		24	
	DB	WB	TC	PI	TC	PI	TC	PI	TC	PI	TC	PI
L	-10	-11.0	5.29	1.66	5.27	1.71	5.26	1.77	5.26	1.83	5.24	1.88
	-5	-5.6	5.90	1.77	5.88	1.81	5.86	1.87	5.86	1.92	5.85	1.96
	0	-0.7	6.51	1.86	6.49	1.89	6.47	1.95	6.47	2.00	6.45	2.04
	7	6.0	7.24	1.95	7.22	1.98	7.20	2.03	6.92	1.96	6.53	1.83
	10	8.0	7.45	2.00	7.43	2.03	7.20	1.99	6.92	1.82	6.53	1.71

Note:

DB: Dry bulb temp.

WB: Wet bulb temp.

TC: Total cooling(heating) capacity.

SHC: Sensible capacity

PI: Power input.

1. The above data are based on the following conditions.

Hz,Volts		Equivalent Piping Length
Indoor	220-240V~50Hz	5m
Outdoor	208-230V~60Hz	

2. Capacities are net , including a deduction for cooling(an addition for heating) for indoor fan motor heat.

GUD85P/A-T、GUD85PS/A-T
Cooling

Fan Speed	Indoor Air Temperature °C		Outdoor Dry Bulb Temperature °C														
			20			25			30			35			40		
	DB	WB	TC	SHC	PI	TC	SHC	PI	TC	SHC	PI	TC	SHC	PI	TC	SHC	PI
Turbo	20	14	5.52	4.53	1.10	5.52	4.53	1.29	5.52	4.53	1.39	5.52	4.53	1.51	5.52	4.53	1.63
	23	16	6.72	5.32	1.42	6.72	5.32	1.66	6.72	5.32	1.78	6.72	5.32	1.94	6.72	5.32	2.09
	26	18	7.60	5.81	1.69	7.60	5.81	1.98	7.60	5.81	2.12	7.60	5.81	2.31	7.60	5.81	2.49
	27	19	8.50	6.20	1.98	8.50	6.20	2.31	8.50	6.20	2.48	8.50	6.20	2.70	8.16	6.04	2.92
	30	22	8.76	6.42	2.00	8.76	6.27	2.34	8.76	6.09	2.51	8.76	5.95	2.73	8.41	5.80	2.95
	32	24	8.92	6.21	2.01	8.92	6.02	2.36	8.92	5.86	2.53	8.92	5.69	2.75	8.57	5.55	2.97
H	20	14	5.35	4.40	1.07	5.35	4.40	1.25	5.35	4.40	1.35	5.35	4.40	1.46	5.35	4.40	1.58
	23	16	6.51	5.16	1.38	6.51	5.16	1.61	6.51	5.16	1.73	6.51	5.16	1.88	6.51	5.16	2.03
	26	18	7.37	5.63	1.64	7.37	5.63	1.92	7.37	5.63	2.06	7.37	5.63	2.24	7.37	5.63	2.42
	27	19	8.25	6.01	1.92	8.25	6.01	2.24	8.25	6.01	2.41	8.25	6.01	2.62	7.92	5.86	2.83
	30	22	8.49	6.23	1.94	8.49	6.08	2.27	8.49	5.90	2.44	8.49	5.77	2.65	8.15	5.62	2.86
	32	24	8.65	6.02	1.95	8.65	5.84	2.29	8.65	5.68	2.46	8.65	5.52	2.67	8.31	5.38	2.88
M	20	14	5.08	4.17	1.02	5.08	4.17	1.19	5.08	4.17	1.28	5.08	4.17	1.39	5.08	4.17	1.50
	23	16	6.18	4.89	1.31	6.18	4.89	1.53	6.18	4.89	1.64	6.18	4.89	1.78	6.18	4.89	1.93
	26	18	6.99	5.34	1.55	6.99	5.34	1.82	6.99	5.34	1.95	6.99	5.34	2.12	6.99	5.34	2.29
	27	19	7.82	5.70	1.82	7.82	5.70	2.13	7.82	5.70	2.29	7.82	5.70	2.48	7.51	5.56	2.68
	30	22	8.05	5.91	1.84	8.05	5.77	2.15	8.05	5.60	2.31	8.05	5.47	2.51	7.73	5.33	2.71
	32	24	8.21	5.71	1.85	8.21	5.53	2.17	8.21	5.39	2.33	8.21	5.23	2.53	7.88	5.10	2.73

U-Match 5 SERIES AIR CONDITIONERS TSG

Fan Speed	Indoor Air Temperature °C		Outdoor Dry Bulb Temperature °C														
			20			25			30			35			40		
	DB	WB	TC	SHC	PI	TC	SHC	PI	TC	SHC	PI	TC	SHC	PI	TC	SHC	PI
L	20	14	4.97	4.08	0.99	4.97	4.08	1.16	4.97	4.08	1.25	4.97	4.08	1.36	4.97	4.08	1.47
	23	16	6.04	4.79	1.28	6.04	4.79	1.50	6.04	4.79	1.61	6.04	4.79	1.75	6.04	4.79	1.88
	26	18	6.84	5.23	1.52	6.84	5.23	1.78	6.84	5.23	1.91	6.84	5.23	2.08	6.84	5.23	2.24
	27	19	7.65	5.58	1.78	7.65	5.58	2.08	7.65	5.58	2.24	7.65	5.58	2.43	7.34	5.44	2.62
	30	22	7.88	5.78	1.80	7.88	5.64	2.11	7.88	5.48	2.26	7.88	5.35	2.46	7.56	5.22	2.66
	32	24	8.03	5.59	1.81	8.03	5.41	2.12	8.03	5.27	2.28	8.03	5.12	2.48	7.71	4.99	2.67

Heating

Fan Speed	Outdoor Air Temperature °C		Indoor Dry Bulb Temperature °C									
			16		18		20		22		24	
	DB	WB	TC	PI	TC	PI	TC	PI	TC	PI	TC	PI
Turbo	-10	-11.0	6.47	2.17	6.45	2.23	6.43	2.31	6.43	2.40	6.40	2.47
	-5	-5.6	7.21	2.31	7.19	2.37	7.17	2.45	7.17	2.52	7.15	2.57
	0	-0.7	7.95	2.43	7.93	2.48	7.91	2.55	7.91	2.62	7.89	2.66
	7	6.0	8.84	2.55	8.82	2.60	8.80	2.65	8.46	2.56	7.98	2.40
	10	8.0	9.11	2.62	9.09	2.65	8.80	2.60	8.46	2.39	7.98	2.24
H	-10	-11.0	6.27	2.10	6.25	2.17	6.23	2.24	6.23	2.33	6.21	2.39
	-5	-5.6	6.99	2.24	6.97	2.30	6.95	2.37	6.95	2.44	6.93	2.49
	0	-0.7	7.71	2.36	7.69	2.40	7.67	2.47	7.67	2.54	7.65	2.58
	7	6.0	8.58	2.47	8.56	2.52	8.54	2.57	8.21	2.49	7.74	2.33
	10	8.0	8.83	2.54	8.81	2.57	8.54	2.52	8.21	2.31	7.74	2.17
M	-10	-11.0	5.95	2.00	5.93	2.06	5.91	2.13	5.91	2.21	5.89	2.27
	-5	-5.6	6.63	2.13	6.61	2.18	6.59	2.25	6.59	2.32	6.57	2.37
	0	-0.7	7.32	2.24	7.30	2.28	7.28	2.35	7.28	2.41	7.26	2.45
	7	6.0	8.14	2.35	8.12	2.39	8.10	2.44	7.78	2.36	7.34	2.21
	10	8.0	8.38	2.41	8.36	2.44	8.10	2.39	7.78	2.20	7.34	2.06
L	-10	-11.0	5.82	1.95	5.80	2.01	5.78	2.08	5.78	2.16	5.76	2.22
	-5	-5.6	6.49	2.08	6.47	2.14	6.45	2.20	6.45	2.27	6.43	2.31
	0	-0.7	7.16	2.19	7.14	2.23	7.12	2.30	7.12	2.36	7.10	2.40
	7	6.0	7.96	2.30	7.94	2.34	7.92	2.39	7.62	2.31	7.18	2.16
	10	8.0	8.20	2.36	8.18	2.39	7.92	2.34	7.62	2.15	7.18	2.02

Note:

DB: Dry bulb temp.

WB: Wet bulb temp.

TC: Total cooling(heating) capacity.

SHC: Sensible capacity

PI: Power input.

1. The above data are based on the following conditions.

Hz,Volts		Equivalent Piping Length
Indoor	220-240V~50Hz	5m
Outdoor	208-230V~60Hz	

2. Capacities are net , including a deduction for cooling(an addition for heating) for indoor fan motor heat.

GUD100PH/A-T, GUD100PHS/A-T
Cooling

Fan Speed	Indoor Air Temperature °C		Outdoor Dry Bulb Temperature °C														
			20			25			30			35			40		
	DB	WB	TC	SHC	PI	TC	SHC	PI	TC	SHC	PI	TC	SHC	PI	TC	SHC	PI
Turbo	20	14	6.56	5.88	1.28	6.56	5.88	1.50	6.56	5.88	1.61	6.56	5.88	1.75	6.56	5.88	1.89
	23	16	7.98	6.90	1.65	7.98	6.90	1.93	7.98	6.90	2.07	7.98	6.90	2.25	7.98	6.90	2.43
	26	18	9.03	7.53	1.96	9.03	7.53	2.30	9.03	7.53	2.47	9.03	7.53	2.68	9.03	7.53	2.90
	27	19	10.10	8.04	2.30	10.10	8.04	2.69	10.10	8.04	2.89	10.00	8.04	3.2	9.70	7.84	3.39
	30	22	10.41	8.33	2.33	10.41	8.13	2.72	10.41	7.89	2.92	10.41	7.71	3.18	9.99	7.52	3.43
	32	24	10.60	8.05	2.34	10.60	7.80	2.74	10.60	7.60	2.94	10.60	7.38	3.20	10.18	7.19	3.45
H	20	14	6.36	5.70	1.25	6.36	5.70	1.46	6.36	5.70	1.56	6.36	5.70	1.70	6.36	5.70	1.84
	23	16	7.74	6.69	1.60	7.74	6.69	1.87	7.74	6.69	2.01	7.74	6.69	2.19	7.74	6.69	2.36
	26	18	8.76	7.31	1.91	8.76	7.31	2.23	8.76	7.31	2.39	8.76	7.31	2.60	8.76	7.31	2.81
	27	19	9.80	7.80	2.23	9.80	7.80	2.61	9.80	7.80	2.80	9.80	7.80	3.04	9.41	7.60	3.29
	30	22	10.09	8.08	2.26	10.09	7.89	2.64	10.09	7.66	2.84	10.09	7.48	3.08	9.69	7.29	3.33
	32	24	10.29	7.81	2.27	10.29	7.57	2.66	10.29	7.37	2.86	10.29	7.16	3.10	9.88	6.98	3.35
M	20	14	6.04	5.41	1.18	6.04	5.41	1.38	6.04	5.41	1.48	6.04	5.41	1.61	6.04	5.41	1.74
	23	16	7.34	6.34	1.52	7.34	6.34	1.78	7.34	6.34	1.91	7.34	6.34	2.07	7.34	6.34	2.24
	26	18	8.31	6.93	1.81	8.31	6.93	2.11	8.31	6.93	2.27	8.31	6.93	2.47	8.31	6.93	2.67
	27	19	9.30	7.40	2.11	9.30	7.40	2.47	9.30	7.40	2.66	9.30	7.40	2.89	8.92	7.21	3.12
	30	22	9.57	7.67	2.14	9.57	7.48	2.50	9.57	7.26	2.69	9.57	7.10	2.92	9.19	6.92	3.16
	32	24	9.76	7.41	2.16	9.76	7.18	2.52	9.76	6.99	2.71	9.76	6.79	2.94	9.37	6.62	3.18
L	20	14	5.90	5.29	1.16	5.90	5.29	1.35	5.90	5.29	1.45	5.90	5.29	1.58	5.90	5.29	1.70
	23	16	7.19	6.21	1.49	7.19	6.21	1.74	7.19	6.21	1.87	7.19	6.21	2.03	7.19	6.21	2.19
	26	18	8.13	6.78	1.77	8.13	6.78	2.07	8.13	6.78	2.22	8.13	6.78	2.41	8.13	6.78	2.61
	27	19	9.09	7.24	2.07	9.09	7.24	2.42	9.09	7.24	2.60	9.09	7.24	2.83	8.73	7.06	3.05
	30	22	9.37	7.50	2.09	9.37	7.32	2.45	9.37	7.10	2.63	9.37	6.94	2.86	8.99	6.77	3.09
	32	24	9.54	7.25	2.11	9.54	7.02	2.47	9.54	6.84	2.65	9.54	6.64	2.88	9.16	6.47	3.11

Heating

Fan Speed	Outdoor Air Temperature °C		Indoor Dry Bulb Temperature °C									
			16		18		20		22		24	
	DB	WB	TC	PI	TC	PI	TC	PI	TC	PI	TC	PI
Turbo	-10	-11.0	8.82	2.78	8.79	2.87	8.76	2.97	8.76	3.08	8.73	3.16
	-5	-5.6	9.83	2.97	9.80	3.04	9.77	3.14	9.77	3.23	9.75	3.30
	0	-0.7	10.84	3.12	10.82	3.18	10.78	3.27	10.78	3.36	10.76	3.42
	7	6.0	12.06	3.27	12.03	3.33	12.00	3.40	11.54	3.29	10.88	3.08
	10	8.0	12.42	3.36	12.39	3.40	12.00	3.33	11.54	3.06	10.88	2.88
H	-10	-11.0	8.55	2.70	8.53	2.78	8.50	2.88	8.50	2.99	8.47	3.07
	-5	-5.6	9.54	2.88	9.51	2.95	9.48	3.04	9.48	3.13	9.45	3.20
	0	-0.7	10.52	3.03	10.49	3.08	10.46	3.17	10.46	3.26	10.43	3.31
	7	6.0	11.70	3.17	11.67	3.23	11.64	3.30	11.19	3.19	10.55	2.99
	10	8.0	12.05	3.26	12.02	3.30	11.64	3.23	11.19	2.97	10.55	2.79

U-Match 5 SERIES AIR CONDITIONERS TSG

Fan Speed	Outdoor Air Temperature °C		Indoor Dry Bulb Temperature °C									
			16		18		20		22		24	
	DB	WB	TC	PI	TC	PI	TC	PI	TC	PI	TC	PI
M	-10	-11.0	8.11	2.56	8.09	2.64	8.06	2.73	8.06	2.83	8.03	2.91
	-5	-5.6	9.05	2.73	9.02	2.80	8.99	2.89	8.99	2.97	8.97	3.03
	0	-0.7	9.98	2.87	9.95	2.93	9.92	3.01	9.92	3.09	9.90	3.14
	7	6.0	11.09	3.01	11.07	3.07	11.04	3.13	10.62	3.03	10.01	2.83
	10	8.0	11.43	3.09	11.40	3.13	11.04	3.07	10.62	2.82	10.01	2.65
L	-10	-11.0	7.94	2.50	7.91	2.58	7.89	2.67	7.89	2.77	7.86	2.85
	-5	-5.6	8.85	2.67	8.82	2.74	8.80	2.82	8.80	2.91	8.77	2.97
	0	-0.7	9.76	2.81	9.73	2.86	9.71	2.95	9.71	3.02	9.68	3.08
	7	6.0	10.85	2.95	10.83	3.00	10.80	3.06	10.39	2.96	9.79	2.77
	10	8.0	11.18	3.02	11.15	3.06	10.80	3.00	10.39	2.76	9.79	2.59

Note:

DB: Dry bulb temp.

WB: Wet bulb temp.

TC: Total cooling(heating) capacity.

SHC: Sensible capacity

PI: Power input.

1. The above data are based on the following conditions.

Hz,Volts		Equivalent Piping Length
Indoor	220-240V~50Hz	5m
Outdoor	208-230V~60Hz	

2. Capacities are net , including a deduction for cooling(an addition for heating) for indoor fan motor heat.

GUD125PH/A-T、GUD125PHS/A-T Cooling

Fan Speed	Indoor Air Temperature °C		Outdoor Dry Bulb Temperature °C														
			20			25			30			35			40		
	DB	WB	TC	SHC	PI	TC	SHC	PI	TC	SHC	PI	TC	SHC	PI	TC	SHC	PI
Turbo	20	14	7.86	7.54	1.80	7.86	7.54	2.11	7.86	7.54	2.26	7.86	7.54	2.46	7.86	7.54	2.65
	23	16	9.56	8.85	2.31	9.56	8.85	2.71	9.56	8.85	2.91	9.56	8.85	3.16	9.56	8.85	3.41
	26	18	10.81	9.67	2.75	10.81	9.67	3.22	10.81	9.67	3.46	10.81	9.67	3.76	10.81	9.67	4.06
	27	19	12.10	10.32	3.22	12.10	10.32	3.77	12.10	10.32	4.05	12.10	10.32	4.40	11.62	10.06	4.75
	30	22	12.46	10.69	3.26	12.46	10.43	3.82	12.46	10.13	4.10	12.46	9.90	4.45	11.97	9.65	4.81
	32	24	12.70	10.33	3.28	12.70	10.01	3.84	12.70	9.75	4.13	12.70	9.47	4.48	12.19	9.23	4.84
H	20	14	7.62	7.32	1.75	7.62	7.32	2.04	7.62	7.32	2.19	7.62	7.32	2.38	7.62	7.32	2.57
	23	16	9.27	8.58	2.24	9.27	8.58	2.63	9.27	8.58	2.82	9.27	8.58	3.07	9.27	8.58	3.31
	26	18	10.49	9.38	2.67	10.49	9.38	3.13	10.49	9.38	3.36	10.49	9.38	3.65	10.49	9.38	3.94
	27	19	11.74	10.01	3.13	11.74	10.01	3.66	11.74	10.01	3.93	11.74	10.01	4.27	11.27	9.76	4.61
	30	22	12.09	10.37	3.16	12.09	10.12	3.70	12.09	9.83	3.97	12.09	9.60	4.32	11.61	9.36	4.66
	32	24	12.32	10.02	3.19	12.32	9.71	3.73	12.32	9.46	4.00	12.32	9.19	4.35	11.83	8.96	4.70

Fan Speed	Indoor Air Temperature °C		Outdoor Dry Bulb Temperature °C														
			20			25			30			35			40		
	DB	WB	TC	SHC	PI	TC	SHC	PI	TC	SHC	PI	TC	SHC	PI	TC	SHC	PI
M	20	14	7.23	6.94	1.66	7.23	6.94	1.94	7.23	6.94	2.08	7.23	6.94	2.26	7.23	6.94	2.44
	23	16	8.80	8.14	2.13	8.80	8.14	2.49	8.80	8.14	2.68	8.80	8.14	2.91	8.80	8.14	3.14
	26	18	9.95	8.89	2.53	9.95	8.89	2.96	9.95	8.89	3.18	9.95	8.89	3.46	9.95	8.89	3.74
	27	19	11.13	9.49	2.96	11.13	9.49	3.47	11.13	9.49	3.73	11.13	9.49	4.05	10.69	9.25	4.37
	30	22	11.47	9.84	3.00	11.47	9.60	3.51	11.47	9.32	3.77	11.47	9.11	4.10	11.01	8.88	4.42
	32	24	11.68	9.50	3.02	11.68	9.21	3.53	11.68	8.97	3.80	11.68	8.71	4.13	11.22	8.49	4.46
L	20	14	7.07	6.79	1.62	7.07	6.79	1.89	7.07	6.79	2.04	7.07	6.79	2.21	7.07	6.79	2.39
	23	16	8.60	7.96	2.08	8.60	7.96	2.44	8.60	7.96	2.62	8.60	7.96	2.84	8.60	7.96	3.07
	26	18	9.73	8.70	2.48	9.73	8.70	2.90	9.73	8.70	3.11	9.73	8.70	3.38	9.73	8.70	3.66
	27	19	10.89	9.29	2.90	10.89	9.29	3.39	10.89	9.29	3.64	10.89	9.29	3.96	10.46	9.05	4.28
	30	22	11.22	9.62	2.93	11.22	9.39	3.43	11.22	9.12	3.69	11.22	8.91	4.01	10.77	8.68	4.33
	32	24	11.43	9.30	2.96	11.43	9.01	3.46	11.43	8.78	3.71	11.43	8.52	4.04	10.97	8.31	4.36

Heating

Fan Speed	Outdoor Air Temperature °C		Indoor Dry Bulb Temperature °C									
			16		18		20		22		24	
	DB	WB	TC	PI	TC	PI	TC	PI	TC	PI	TC	PI
Turbo	-10	-11.0	9.92	3.36	9.89	3.46	9.86	3.58	9.86	3.71	9.82	3.82
	-5	-5.6	11.06	3.58	11.03	3.67	11.00	3.78	11.00	3.90	10.96	3.98
	0	-0.7	12.20	3.76	12.17	3.83	12.13	3.95	12.13	4.05	12.10	4.12
	7	6.0	13.57	3.95	13.53	4.02	13.50	4.10	12.98	3.97	12.24	3.71
	10	8.0	13.97	4.05	13.94	4.10	13.50	4.02	12.98	3.69	12.24	3.47
H	-10	-11.0	9.62	3.25	9.59	3.35	9.56	3.47	9.56	3.60	9.53	3.70
	-5	-5.6	10.73	3.47	10.70	3.56	10.67	3.67	10.67	3.78	10.63	3.86
	0	-0.7	11.83	3.65	11.80	3.72	11.77	3.83	11.77	3.93	11.74	4.00
	7	6.0	13.16	3.83	13.13	3.90	13.10	3.98	12.59	3.85	11.87	3.60
	10	8.0	13.55	3.93	13.52	3.98	13.10	3.90	12.59	3.58	11.87	3.36
M	-10	-11.0	9.13	3.09	9.10	3.18	9.07	3.29	9.07	3.42	9.04	3.51
	-5	-5.6	10.18	3.29	10.14	3.38	10.12	3.48	10.12	3.58	10.09	3.66
	0	-0.7	11.22	3.46	11.19	3.53	11.16	3.63	11.16	3.73	11.13	3.79
	7	6.0	12.48	3.63	12.45	3.70	12.42	3.77	11.94	3.65	11.26	3.41
	10	8.0	12.85	3.73	12.82	3.77	12.42	3.70	11.94	3.40	11.26	3.19
L	-10	-11.0	8.93	3.02	8.90	3.11	8.87	3.22	8.87	3.34	8.84	3.43
	-5	-5.6	9.96	3.22	9.92	3.30	9.90	3.40	9.90	3.51	9.87	3.58
	0	-0.7	10.98	3.39	10.95	3.45	10.92	3.55	10.92	3.64	10.89	3.71
	7	6.0	12.21	3.55	12.18	3.62	12.15	3.69	11.68	3.57	11.01	3.34
	10	8.0	12.57	3.65	12.54	3.69	12.15	3.62	11.68	3.32	11.01	3.12

Note:

DB: Dry bulb temp.

WB: Wet bulb temp.

TC: Total cooling(heating) capacity.

SHC: Sensible capacity

PI: Power input.

1. The above data are based on the following conditions.

U-Match 5 SERIES AIR CONDITIONERS TSG

Hz,Volts		Equivalent Piping Length
Indoor	220-240V~50Hz 208-230V~60Hz	5m
Outdoor		

2. Capacities are net , including a deduction for cooling(an addition for heating) for indoor fan motor heat.

GUD140PH/A-T、GUD140PHS/A-T Cooling

Fan Speed	Indoor Air Temperature °C		Outdoor Dry Bulb Temperature °C														
			20			25			30			35			40		
	DB	WB	TC	SHC	PI	TC	SHC	PI	TC	SHC	PI	TC	SHC	PI	TC	SHC	PI
Turbo	20	14	8.70	7.95	1.82	8.70	7.95	2.13	8.70	7.95	2.29	8.70	7.95	2.49	8.70	7.95	2.68
	23	16	10.59	9.32	2.34	10.59	9.32	2.74	10.59	9.32	2.94	10.59	9.32	3.20	10.59	9.32	3.45
	26	18	11.97	10.18	2.79	11.97	10.18	3.26	11.97	10.18	3.50	11.97	10.18	3.80	11.97	10.18	4.11
	27	19	13.40	10.87	3.26	13.40	10.87	3.81	13.40	10.87	4.09	13.40	10.87	4.45	12.86	10.60	4.81
	30	22	13.80	11.27	3.30	13.80	10.99	3.86	13.80	10.67	4.14	13.80	10.43	4.50	13.25	10.16	4.86
	32	24	14.06	10.88	3.32	14.06	10.55	3.89	14.06	10.27	4.17	14.06	9.98	4.53	13.50	9.73	4.90
H	20	14	8.44	7.71	1.77	8.44	7.71	2.07	8.44	7.71	2.22	8.44	7.71	2.41	8.44	7.71	2.60
	23	16	10.27	9.04	2.27	10.27	9.04	2.66	10.27	9.04	2.85	10.27	9.04	3.10	10.27	9.04	3.35
	26	18	11.62	9.88	2.70	11.62	9.88	3.16	11.62	9.88	3.39	11.62	9.88	3.69	11.62	9.88	3.98
	27	19	13.00	10.55	3.16	13.00	10.55	3.70	13.00	10.55	3.97	13.00	10.55	4.32	12.48	10.28	4.66
	30	22	13.39	10.93	3.20	13.39	10.66	3.74	13.39	10.35	4.02	13.39	10.11	4.37	12.85	9.86	4.72
	32	24	13.64	10.56	3.22	13.64	10.23	3.77	13.64	9.96	4.05	13.64	9.68	4.40	13.10	9.44	4.75
M	20	14	8.00	7.31	1.67	8.00	7.31	1.96	8.00	7.31	2.10	8.00	7.31	2.29	8.00	7.31	2.47
	23	16	9.74	8.58	2.15	9.74	8.58	2.52	9.74	8.58	2.71	9.74	8.58	2.94	9.74	8.58	3.18
	26	18	11.02	9.37	2.56	11.02	9.37	3.00	11.02	9.37	3.22	11.02	9.37	3.50	11.02	9.37	3.78
	27	19	12.33	10.00	3.00	12.33	10.00	3.51	12.33	10.00	3.77	12.33	10.00	4.09	11.84	9.75	4.42
	30	22	12.70	10.37	3.03	12.70	10.11	3.55	12.70	9.82	3.81	12.70	9.59	4.14	12.19	9.35	4.47
	32	24	12.94	10.01	3.06	12.94	9.71	3.57	12.94	9.45	3.84	12.94	9.18	4.17	12.42	8.95	4.51
L	20	14	7.83	7.15	1.64	7.83	7.15	1.92	7.83	7.15	2.06	7.83	7.15	2.24	7.83	7.15	2.42
	23	16	9.53	8.39	2.11	9.53	8.39	2.46	9.53	8.39	2.65	9.53	8.39	2.88	9.53	8.39	3.11
	26	18	10.78	9.17	2.51	10.78	9.17	2.93	10.78	9.17	3.15	10.78	9.17	3.42	10.78	9.17	3.70
	27	19	12.06	9.79	2.93	12.06	9.79	3.43	12.06	9.79	3.69	12.06	9.79	4.01	11.58	9.54	4.33
	30	22	12.42	10.14	2.97	12.42	9.89	3.47	12.42	9.61	3.73	12.42	9.38	4.05	11.93	9.15	4.38
	32	24	12.66	9.80	2.99	12.66	9.50	3.50	12.66	9.25	3.76	12.66	8.98	4.08	12.15	8.75	4.41

Heating

Fan Speed	Outdoor Air Temperature °C		Indoor Dry Bulb Temperature °C									
			16		18		20		22		24	
	DB	WB	TC	PI	TC	PI	TC	PI	TC	PI	TC	PI
Turbo	-10	-11.0	11.39	3.76	11.35	3.88	11.32	4.02	11.32	4.17	11.28	4.28
	-5	-5.6	12.70	4.02	12.66	4.12	12.62	4.24	12.62	4.37	12.59	4.46
	0	-0.7	14.01	4.22	13.97	4.30	13.93	4.43	13.93	4.54	13.89	4.62
	7	6.0	15.58	4.43	15.54	4.51	15.50	4.60	14.90	4.45	14.05	4.16
	10	8.0	16.04	4.54	16.00	4.60	15.50	4.51	14.90	4.14	14.05	3.89

Fan Speed	Outdoor Air Temperature °C		Indoor Dry Bulb Temperature °C									
			16		18		20		22		24	
	DB	WB	TC	PI	TC	PI	TC	PI	TC	PI	TC	PI
H	-10	-11.0	11.05	3.65	11.01	3.76	10.98	3.89	10.98	4.04	10.94	4.15
	-5	-5.6	12.32	3.89	12.28	3.99	12.25	4.12	12.25	4.24	12.21	4.33
	0	-0.7	13.59	4.09	13.55	4.17	13.51	4.30	13.51	4.41	13.48	4.48
	7	6.0	15.11	4.30	15.07	4.37	15.04	4.46	14.46	4.32	13.63	4.04
	10	8.0	15.56	4.41	15.52	4.46	15.04	4.37	14.46	4.02	13.63	3.77
M	-10	-11.0	10.48	3.46	10.45	3.57	10.41	3.69	10.41	3.83	10.38	3.94
	-5	-5.6	11.68	3.69	11.65	3.79	11.61	3.91	11.61	4.02	11.58	4.11
	0	-0.7	12.89	3.88	12.85	3.96	12.82	4.07	12.82	4.18	12.78	4.25
	7	6.0	14.33	4.07	14.30	4.15	14.26	4.23	13.71	4.09	12.93	3.83
	10	8.0	14.76	4.18	14.72	4.23	14.26	4.15	13.71	3.81	12.93	3.58
L	-10	-11.0	10.25	3.39	10.22	3.49	10.19	3.61	10.19	3.75	10.15	3.85
	-5	-5.6	11.43	3.61	11.39	3.71	11.36	3.82	11.36	3.93	11.33	4.02
	0	-0.7	12.61	3.80	12.57	3.87	12.54	3.99	12.54	4.09	12.50	4.16
	7	6.0	14.02	3.99	13.99	4.06	13.95	4.14	13.41	4.01	12.64	3.75
	10	8.0	14.44	4.09	14.40	4.14	13.95	4.06	13.41	3.73	12.64	3.50

Note:

DB: Dry bulb temp.

WB: Wet bulb temp.

TC: Total cooling(heating) capacity.

SHC: Sensible capacity

PI: Power input.

1. The above data are based on the following conditions.

Hz,Volts		Equivalent Piping Length
Indoor	220-240V~50Hz	7.5m
Outdoor	208-230V~60Hz	

2. Capacities are net , including a deduction for cooling(an addition for heating) for indoor fan motor heat.

GUD160PH/A-T、GUD160PHS/A-T Cooling

Fan Speed	Indoor Air Temperature °C		Outdoor Dry Bulb Temperature °C														
			20			25			30			35			40		
	DB	WB	TC	SHC	PI	TC	SHC	PI	TC	SHC	PI	TC	SHC	PI	TC	SHC	PI
Turbo	20	14	10.39	9.40	2.23	10.39	9.40	2.61	10.39	9.40	2.80	10.39	9.40	3.04	10.39	9.40	3.29
	23	16	12.64	11.03	2.87	12.64	11.03	3.35	12.64	11.03	3.60	12.64	11.03	3.91	12.64	11.03	4.23
	26	18	14.30	12.04	3.41	14.30	12.04	3.99	14.30	12.04	4.29	14.30	12.04	4.66	14.30	12.04	5.03
	27	19	16.00	12.86	3.99	16.00	12.86	4.67	16.00	12.86	5.02	16.00	12.86	5.45	15.36	12.53	5.89
	30	22	16.48	13.32	4.04	16.48	13.00	4.73	16.48	12.62	5.08	16.48	12.33	5.52	15.82	12.02	5.96
	32	24	16.79	12.87	4.07	16.79	12.48	4.76	16.79	12.15	5.11	16.79	11.80	5.55	16.12	11.50	6.00

U-Match 5 SERIES AIR CONDITIONERS TSG

Fan Speed	Indoor Air Temperature °C		Outdoor Dry Bulb Temperature °C														
			20			25			30			35			40		
	DB	WB	TC	SHC	PI	TC	SHC	PI	TC	SHC	PI	TC	SHC	PI	TC	SHC	PI
H	20	14	10.08	9.12	2.16	10.08	9.12	2.53	10.08	9.12	2.72	10.08	9.12	2.95	10.08	9.12	3.19
	23	16	12.26	10.69	2.78	12.26	10.69	3.25	12.26	10.69	3.49	12.26	10.69	3.80	12.26	10.69	4.10
	26	18	13.87	11.68	3.31	13.87	11.68	3.87	13.87	11.68	4.16	13.87	11.68	4.52	13.87	11.68	4.88
	27	19	15.52	12.47	3.87	15.52	12.47	4.53	15.52	12.47	4.86	15.52	12.47	5.29	14.90	12.16	5.71
	30	22	15.99	12.92	3.92	15.99	12.61	4.58	15.99	12.24	4.92	15.99	11.96	5.35	15.35	11.66	5.78
	32	24	16.29	12.48	3.95	16.29	12.10	4.62	16.29	11.78	4.96	16.29	11.45	5.39	15.64	11.16	5.82
M	20	14	9.56	8.65	2.05	9.56	8.65	2.40	9.56	8.65	2.58	9.56	8.65	2.80	9.56	8.65	3.02
	23	16	11.63	10.14	2.64	11.63	10.14	3.09	11.63	10.14	3.31	11.63	10.14	3.60	11.63	10.14	3.89
	26	18	13.15	11.08	3.14	13.15	11.08	3.67	13.15	11.08	3.94	13.15	11.08	4.29	13.15	11.08	4.63
	27	19	14.72	11.83	3.67	14.72	11.83	4.30	14.72	11.83	4.61	14.72	11.83	5.01	14.13	11.53	5.42
	30	22	15.16	12.26	3.72	15.16	11.96	4.35	15.16	11.61	4.67	15.16	11.34	5.07	14.56	11.06	5.48
	32	24	15.45	11.84	3.74	15.45	11.48	4.38	15.45	11.18	4.70	15.45	10.86	5.11	14.83	10.58	5.52
L	20	14	9.35	8.46	2.01	9.35	8.46	2.35	9.35	8.46	2.52	9.35	8.46	2.74	9.35	8.46	2.96
	23	16	11.38	9.92	2.58	11.38	9.92	3.02	11.38	9.92	3.24	11.38	9.92	3.52	11.38	9.92	3.80
	26	18	12.87	10.84	3.07	12.87	10.84	3.59	12.87	10.84	3.86	12.87	10.84	4.19	12.87	10.84	4.53
	27	19	14.40	11.57	3.59	14.40	11.57	4.20	14.40	11.57	4.51	14.40	11.57	4.91	13.82	11.28	5.30
	30	22	14.83	11.99	3.64	14.83	11.70	4.25	14.83	11.36	4.57	14.83	11.10	4.96	14.24	10.82	5.36
	32	24	15.11	11.58	3.66	15.11	11.23	4.28	15.11	10.93	4.60	15.11	10.62	5.00	14.51	10.35	5.40

Heating

Fan Speed	Outdoor Air Temperature °C		Indoor Dry Bulb Temperature °C									
			16		18		20		22		24	
	DB	WB	TC	PI	TC	PI	TC	PI	TC	PI	TC	PI
Turbo	-10	-11.0	12.49	4.09	12.45	4.21	12.41	4.36	12.41	4.53	12.37	4.65
	-5	-5.6	13.93	4.36	13.89	4.48	13.85	4.61	13.85	4.75	13.81	4.85
	0	-0.7	15.36	4.59	15.32	4.68	15.28	4.81	15.28	4.94	15.24	5.03
	7	6.0	17.08	4.81	17.04	4.90	17.00	5.00	16.35	4.84	15.41	4.53
	10	8.0	17.59	4.94	17.55	5.00	17.00	4.90	16.35	4.50	15.41	4.23
H	-10	-11.0	12.12	3.97	12.08	4.09	12.04	4.23	12.04	4.39	12.00	4.51
	-5	-5.6	13.51	4.23	13.47	4.34	13.43	4.48	13.43	4.61	13.39	4.71
	0	-0.7	14.90	4.45	14.86	4.54	14.82	4.67	14.82	4.79	14.78	4.87
	7	6.0	16.57	4.67	16.53	4.75	16.49	4.85	15.86	4.69	14.95	4.39
	10	8.0	17.07	4.79	17.03	4.85	16.49	4.75	15.86	4.37	14.95	4.10
M	-10	-11.0	11.49	3.76	11.46	3.88	11.42	4.02	11.42	4.17	11.38	4.28
	-5	-5.6	12.81	4.02	12.77	4.12	12.74	4.24	12.74	4.37	12.70	4.46
	0	-0.7	14.13	4.22	14.10	4.30	14.06	4.43	14.06	4.54	14.02	4.62
	7	6.0	15.72	4.43	15.68	4.51	15.64	4.60	15.04	4.45	14.18	4.16
	10	8.0	16.19	4.54	16.15	4.60	15.64	4.51	15.04	4.14	14.18	3.89

Fan Speed	Outdoor Air Temperature °C		Indoor Dry Bulb Temperature °C									
			16		18		20		22		24	
	DB	WB	TC	PI	TC	PI	TC	PI	TC	PI	TC	PI
L	-10	-11.0	11.24	3.68	11.21	3.79	11.17	3.93	11.17	4.07	11.13	4.19
	-5	-5.6	12.54	3.93	12.50	4.03	12.46	4.15	12.46	4.28	12.43	4.37
	0	-0.7	13.83	4.13	13.79	4.21	13.75	4.33	13.75	4.44	13.71	4.52
	7	6.0	15.37	4.33	15.34	4.41	15.30	4.50	14.71	4.35	13.87	4.07
	10	8.0	15.83	4.45	15.80	4.50	15.30	4.41	14.71	4.05	13.87	3.81

Note:
 DB: Dry bulb temp.
 WB: Wet bulb temp.
 TC: Total cooling(heating) capacity.
 SHC: Sensible capacity
 PI: Power input.

1. The above data are based on the following conditions.

Hz,Volts			Equivalent Piping Length
Indoor	220-240V~50Hz		7.5m
Outdoor	208-230V~60Hz		

2. Capacities are net , including a deduction for cooling(an addition for heating) for indoor fan motor heat.

6.1.3 Floor Ceiling Type

GUD35ZD/A-T Cooling

Fan Speed	Indoor Air Temperature °C		Outdoor Dry Bulb Temperature °C														
			20			25			30			35			40		
	DB	WB	TC	SHC	PI	TC	SHC	PI	TC	SHC	PI	TC	SHC	PI	TC	SHC	PI
Turbo	20	14	2.25	2.28	0.37	2.25	2.28	0.44	2.25	2.28	0.47	2.25	2.28	0.51	2.25	2.28	0.55
	23	16	2.74	2.68	0.48	2.74	2.68	0.56	2.74	2.68	0.60	2.74	2.68	0.65	2.74	2.68	0.71
	26	18	3.10	2.93	0.57	3.10	2.93	0.67	3.10	2.93	0.72	3.10	2.93	0.78	3.10	2.93	0.84
	27	19	3.47	3.13	0.67	3.47	3.13	0.78	3.47	3.13	0.84	3.50	3.13	0.90	3.33	3.05	0.98
	30	22	3.58	3.24	0.68	3.58	3.16	0.79	3.58	3.07	0.85	3.58	3.00	0.92	3.43	2.92	1.00
	32	24	3.65	3.13	0.68	3.65	3.03	0.80	3.65	2.95	0.85	3.65	2.87	0.93	3.50	2.80	1.00
H	20	14	2.19	2.22	0.36	2.19	2.22	0.42	2.19	2.22	0.45	2.19	2.22	0.49	2.19	2.22	0.53
	23	16	2.66	2.60	0.46	2.66	2.60	0.54	2.66	2.60	0.58	2.66	2.60	0.63	2.66	2.60	0.69
	26	18	3.01	2.84	0.55	3.01	2.84	0.65	3.01	2.84	0.70	3.01	2.84	0.76	3.01	2.84	0.82
	27	19	3.37	3.03	0.65	3.37	3.03	0.76	3.37	3.03	0.81	3.37	3.03	0.88	3.23	2.95	0.95
	30	22	3.47	3.14	0.65	3.47	3.06	0.77	3.47	2.98	0.82	3.47	2.91	0.89	3.33	2.83	0.97
	32	24	3.54	3.03	0.66	3.54	2.94	0.77	3.54	2.86	0.83	3.54	2.78	0.90	3.39	2.71	0.97
M	20	14	2.07	2.10	0.34	2.07	2.10	0.40	2.07	2.10	0.43	2.07	2.10	0.47	2.07	2.10	0.51
	23	16	2.52	2.47	0.44	2.52	2.47	0.52	2.52	2.47	0.55	2.52	2.47	0.60	2.52	2.47	0.65
	26	18	2.86	2.69	0.52	2.86	2.69	0.61	2.86	2.69	0.66	2.86	2.69	0.72	2.86	2.69	0.77
	27	19	3.20	2.88	0.61	3.20	2.88	0.72	3.20	2.88	0.77	3.20	2.88	0.84	3.07	2.80	0.91
	30	22	3.29	2.98	0.62	3.29	2.91	0.73	3.29	2.82	0.78	3.29	2.76	0.85	3.16	2.69	0.92
	32	24	3.35	2.88	0.63	3.35	2.79	0.73	3.35	2.72	0.79	3.35	2.64	0.85	3.22	2.57	0.92

U-Match 5 SERIES AIR CONDITIONERS TSG

Fan Speed	Indoor Air Temperature °C		Outdoor Dry Bulb Temperature °C														
			20			25			30			35			40		
	DB	WB	TC	SHC	PI	TC	SHC	PI	TC	SHC	PI	TC	SHC	PI	TC	SHC	PI
L	20	14	2.03	2.06	0.34	2.03	2.06	0.39	2.03	2.06	0.42	2.03	2.06	0.46	2.03	2.06	0.49
	23	16	2.47	2.41	0.43	2.47	2.41	0.50	2.47	2.41	0.54	2.47	2.41	0.59	2.47	2.41	0.64
	26	18	2.79	2.63	0.51	2.79	2.63	0.60	2.79	2.63	0.64	2.79	2.63	0.70	2.79	2.63	0.76
	27	19	3.13	2.81	0.60	3.13	2.81	0.70	3.13	2.81	0.75	3.13	2.81	0.82	3.00	2.74	0.89
	30	22	3.22	2.91	0.61	3.22	2.84	0.71	3.22	2.76	0.76	3.22	2.70	0.83	3.09	2.63	0.90
	32	24	3.28	2.82	0.61	3.28	2.73	0.72	3.28	2.66	0.77	3.28	2.58	0.84	3.15	2.52	0.90

Heating

Fan Speed	Outdoor Air Temperature °C		Indoor Dry Bulb Temperature °C											
			16		18		20		22		24			
	DB	WB	TC	PI	TC	PI	TC	PI	TC	PI	TC	PI		
Turbo	-10	-11.0	2.91	0.78	2.90	0.81	2.89	0.84	2.89	0.87	2.88	0.89		
	-5	-5.6	3.25	0.84	3.24	0.86	3.23	0.88	3.23	0.91	3.22	0.93		
	0	-0.7	3.58	0.88	3.57	0.90	3.56	0.92	3.56	0.95	3.55	0.96		
	7	6.0	3.98	0.92	3.97	0.94	4.00	0.95	3.81	0.93	3.59	0.87		
	10	8.0	4.10	0.95	4.09	0.96	3.96	0.94	3.81	0.86	3.59	0.81		
H	-10	-11.0	2.82	0.76	2.82	0.78	2.81	0.81	2.81	0.84	2.80	0.87		
	-5	-5.6	3.15	0.81	3.14	0.83	3.13	0.86	3.13	0.88	3.12	0.90		
	0	-0.7	3.47	0.85	3.46	0.87	3.45	0.90	3.45	0.92	3.44	0.93		
	7	6.0	3.86	0.90	3.85	0.91	3.84	0.93	3.70	0.90	3.48	0.84		
M	-10	-11.0	2.68	0.72	2.67	0.74	2.66	0.77	2.66	0.80	2.65	0.82		
	-5	-5.6	2.99	0.77	2.98	0.79	2.97	0.81	2.97	0.84	2.96	0.86		
	0	-0.7	3.29	0.81	3.29	0.83	3.28	0.85	3.28	0.87	3.27	0.89		
	7	6.0	3.66	0.85	3.65	0.86	3.65	0.88	3.50	0.85	3.30	0.80		
L	-10	-11.0	2.62	0.71	2.61	0.73	2.60	0.75	2.60	0.78	2.59	0.80		
	-5	-5.6	2.92	0.75	2.91	0.77	2.90	0.80	2.90	0.82	2.90	0.84		
	0	-0.7	3.22	0.79	3.21	0.81	3.20	0.83	3.20	0.85	3.20	0.87		
	7	6.0	3.58	0.83	3.57	0.85	3.57	0.86	3.43	0.84	3.23	0.78		
L	10	8.0	3.69	0.85	3.68	0.86	3.57	0.85	3.43	0.78	3.23	0.73		

Note:

DB: Dry bulb temp.

WB: Wet bulb temp.

TC: Total cooling(heating) capacity.

SHC: Sensible capacity

PI: Power input.

1. The above data are based on the following conditions.

Hz,Volts		Equivalent Piping Length
Indoor	220-240V~50Hz	5m
Outdoor	208-230V~60Hz	

2. Capacities are net , including a deduction for cooling(an addition for heating) for indoor fan motor heat.

GUD50ZD/A-T
Cooling

Fan Speed	Indoor Air Temperature °C		Outdoor Dry Bulb Temperature °C														
			20			25			30			35			40		
	DB	WB	TC	SHC	PI	TC	SHC	PI	TC	SHC	PI	TC	SHC	PI	TC	SHC	PI
Turbo	20	14	3.25	2.77	0.63	3.25	2.77	0.74	3.25	2.77	0.80	3.25	2.77	0.87	3.25	2.77	0.93
	23	16	3.95	3.25	0.82	3.95	3.25	0.95	3.95	3.25	1.02	3.95	3.25	1.11	3.95	3.25	1.20
	26	18	4.47	3.55	0.97	4.47	3.55	1.14	4.47	3.55	1.22	4.47	3.55	1.32	4.47	3.55	1.43
	27	19	5.00	3.79	1.14	5.00	3.79	1.33	5.00	3.79	1.43	5.00	3.79	1.55	4.80	3.70	1.67
	30	22	5.15	3.93	1.15	5.15	3.84	1.34	5.15	3.72	1.44	5.15	3.64	1.57	4.94	3.55	1.69
	32	24	5.25	3.80	1.16	5.25	3.68	1.35	5.25	3.58	1.45	5.25	3.48	1.58	5.04	3.39	1.71
H	20	14	3.15	2.69	0.61	3.15	2.69	0.72	3.15	2.69	0.77	3.15	2.69	0.84	3.15	2.69	0.91
	23	16	3.83	3.16	0.79	3.83	3.16	0.93	3.83	3.16	0.99	3.83	3.16	1.08	3.83	3.16	1.17
	26	18	4.33	3.45	0.94	4.33	3.45	1.10	4.33	3.45	1.18	4.33	3.45	1.29	4.33	3.45	1.39
	27	19	4.85	3.68	1.10	4.85	3.68	1.29	4.85	3.68	1.38	4.85	3.68	1.50	4.66	3.59	1.62
	30	22	5.00	3.81	1.11	5.00	3.72	1.30	5.00	3.61	1.40	5.00	3.53	1.52	4.80	3.44	1.64
	32	24	5.09	3.68	1.12	5.09	3.57	1.31	5.09	3.48	1.41	5.09	3.38	1.53	4.89	3.29	1.65
M	20	14	2.99	2.55	0.58	2.99	2.55	0.68	2.99	2.55	0.73	2.99	2.55	0.80	2.99	2.55	0.86
	23	16	3.63	2.99	0.75	3.63	2.99	0.88	3.63	2.99	0.94	3.63	2.99	1.02	3.63	2.99	1.11
	26	18	4.11	3.27	0.89	4.11	3.27	1.04	4.11	3.27	1.12	4.11	3.27	1.22	4.11	3.27	1.32
	27	19	4.60	3.49	1.04	4.60	3.49	1.22	4.60	3.49	1.31	4.60	3.49	1.43	4.42	3.40	1.54
	30	22	4.74	3.62	1.06	4.74	3.53	1.24	4.74	3.43	1.33	4.74	3.35	1.44	4.55	3.26	1.56
	32	24	4.83	3.49	1.06	4.83	3.39	1.25	4.83	3.30	1.34	4.83	3.20	1.45	4.64	3.12	1.57
L	20	14	2.92	2.50	0.57	2.92	2.50	0.67	2.92	2.50	0.72	2.92	2.50	0.78	2.92	2.50	0.84
	23	16	3.56	2.93	0.73	3.56	2.93	0.86	3.56	2.93	0.92	3.56	2.93	1.00	3.56	2.93	1.08
	26	18	4.02	3.20	0.87	4.02	3.20	1.02	4.02	3.20	1.10	4.02	3.20	1.19	4.02	3.20	1.29
	27	19	4.50	3.41	1.02	4.50	3.41	1.20	4.50	3.41	1.28	4.50	3.41	1.40	4.32	3.33	1.51
	30	22	4.64	3.54	1.03	4.64	3.45	1.21	4.64	3.35	1.30	4.64	3.27	1.41	4.45	3.19	1.52
	32	24	4.72	3.42	1.04	4.72	3.31	1.22	4.72	3.23	1.31	4.72	3.13	1.42	4.53	3.05	1.54

Heating

Fan Speed	Outdoor Air Temperature °C		Indoor Dry Bulb Temperature °C									
			16		18		20		22		24	
	DB	WB	TC	PI	TC	PI	TC	PI	TC	PI	TC	PI
Turbo	-10	-11.0	4.04	1.31	4.03	1.35	4.02	1.40	4.02	1.45	4.00	1.49
	-5	-5.6	4.51	1.40	4.49	1.43	4.48	1.48	4.48	1.52	4.47	1.55
	0	-0.7	4.97	1.47	4.96	1.50	4.94	1.54	4.94	1.58	4.93	1.61
	7	6.0	5.53	1.54	5.51	1.57	5.50	1.60	5.29	1.55	4.99	1.45
	10	8.0	5.69	1.58	5.68	1.60	5.50	1.57	5.29	1.44	4.99	1.35
H	-10	-11.0	3.92	1.27	3.91	1.31	3.90	1.35	3.90	1.41	3.88	1.44
	-5	-5.6	4.37	1.35	4.36	1.39	4.35	1.43	4.35	1.47	4.33	1.51
	0	-0.7	4.82	1.42	4.81	1.45	4.79	1.49	4.79	1.53	4.78	1.56
	7	6.0	5.36	1.49	5.35	1.52	5.34	1.55	5.13	1.50	4.84	1.40
	10	8.0	5.52	1.53	5.51	1.55	5.34	1.52	5.13	1.40	4.84	1.31

U-Match 5 SERIES AIR CONDITIONERS TSG

Fan Speed	Outdoor Air Temperature °C		Indoor Dry Bulb Temperature °C									
			16		18		20		22		24	
	DB	WB	TC	PI	TC	PI	TC	PI	TC	PI	TC	PI
M	-10	-11.0	3.72	1.20	3.71	1.24	3.69	1.28	3.69	1.33	3.68	1.37
	-5	-5.6	4.15	1.28	4.13	1.32	4.12	1.36	4.12	1.40	4.11	1.43
	0	-0.7	4.57	1.35	4.56	1.38	4.55	1.42	4.55	1.45	4.54	1.48
	7	6.0	5.08	1.42	5.07	1.44	5.06	1.47	4.87	1.42	4.59	1.33
	10	8.0	5.24	1.45	5.22	1.47	5.06	1.44	4.87	1.33	4.59	1.24
L	-10	-11.0	3.64	1.18	3.63	1.21	3.61	1.26	3.61	1.30	3.60	1.34
	-5	-5.6	4.06	1.26	4.04	1.29	4.03	1.33	4.03	1.37	4.02	1.40
	0	-0.7	4.47	1.32	4.46	1.35	4.45	1.39	4.45	1.42	4.44	1.45
	7	6.0	4.97	1.39	4.96	1.41	4.95	1.44	4.76	1.39	4.49	1.30
	10	8.0	5.12	1.42	5.11	1.44	4.95	1.41	4.76	1.30	4.49	1.22

Note:

DB: Dry bulb temp.

WB: Wet bulb temp.

TC: Total cooling(heating) capacity.

SHC: Sensible capacity

PI: Power input.

1. The above data are based on the following conditions.

Hz,Volts		Equivalent Piping Length
Indoor	220-240V~50Hz 208-230V~60Hz	5m
Outdoor		

2. Capacities are net , including a deduction for cooling(an addition for heating) for indoor fan motor heat.

GUD71ZD/A-T Cooling

Fan Speed	Indoor Air Temperature °C		Outdoor Dry Bulb Temperature °C														
			20			25			30			35			40		
	DB	WB	TC	SHC	PI	TC	SHC	PI	TC	SHC	PI	TC	SHC	PI	TC	SHC	PI
Turbo	20	14	4.56	4.42	0.80	4.56	4.42	0.93	4.56	4.42	1.00	4.56	4.42	1.09	4.56	4.42	1.17
	23	16	5.55	5.18	1.02	5.55	5.18	1.20	5.55	5.18	1.28	5.55	5.18	1.40	5.55	5.18	1.51
	26	18	6.27	5.66	1.22	6.27	5.66	1.42	6.27	5.66	1.53	6.27	5.66	1.66	6.27	5.66	1.79
	27	19	7.02	6.04	1.42	7.02	6.04	1.67	7.02	6.04	1.79	7.00	6.04	1.90	6.74	5.89	2.10
	30	22	7.23	6.26	1.44	7.23	6.11	1.69	7.23	5.93	1.81	7.23	5.79	1.97	6.94	5.65	2.12
	32	24	7.37	6.05	1.45	7.37	5.86	1.70	7.37	5.71	1.82	7.37	5.54	1.98	7.07	5.40	2.14
H	20	14	4.42	4.28	0.77	4.42	4.28	0.90	4.42	4.28	0.97	4.42	4.28	1.05	4.42	4.28	1.14
	23	16	5.38	5.02	0.99	5.38	5.02	1.16	5.38	5.02	1.25	5.38	5.02	1.35	5.38	5.02	1.46
	26	18	6.09	5.49	1.18	6.09	5.49	1.38	6.09	5.49	1.48	6.09	5.49	1.61	6.09	5.49	1.74
	27	19	6.81	5.86	1.38	6.81	5.86	1.62	6.81	5.86	1.74	6.81	5.86	1.89	6.54	5.71	2.04
	30	22	7.01	6.07	1.40	7.01	5.92	1.64	7.01	5.75	1.76	7.01	5.62	1.91	6.73	5.48	2.06
	32	24	7.15	5.86	1.41	7.15	5.69	1.65	7.15	5.54	1.77	7.15	5.38	1.92	6.86	5.24	2.08

Fan Speed	Indoor Air Temperature °C		Outdoor Dry Bulb Temperature °C														
			20			25			30			35			40		
	DB	WB	TC	SHC	PI	TC	SHC	PI	TC	SHC	PI	TC	SHC	PI	TC	SHC	PI
M	20	14	4.19	4.06	0.73	4.19	4.06	0.86	4.19	4.06	0.92	4.19	4.06	1.00	4.19	4.06	1.08
	23	16	5.10	4.77	0.94	5.10	4.77	1.10	5.10	4.77	1.18	5.10	4.77	1.28	5.10	4.77	1.39
	26	18	5.77	5.20	1.12	5.77	5.20	1.31	5.77	5.20	1.41	5.77	5.20	1.53	5.77	5.20	1.65
	27	19	6.46	5.56	1.31	6.46	5.56	1.53	6.46	5.56	1.65	6.46	5.56	1.79	6.20	5.42	1.93
	30	22	6.65	5.76	1.33	6.65	5.62	1.55	6.65	5.45	1.67	6.65	5.33	1.81	6.39	5.19	1.95
	32	24	6.78	5.56	1.33	6.78	5.39	1.56	6.78	5.25	1.68	6.78	5.10	1.82	6.51	4.97	1.97
L	20	14	4.10	3.97	0.72	4.10	3.97	0.84	4.10	3.97	0.90	4.10	3.97	0.98	4.10	3.97	1.06
	23	16	4.99	4.66	0.92	4.99	4.66	1.08	4.99	4.66	1.16	4.99	4.66	1.26	4.99	4.66	1.36
	26	18	5.65	5.09	1.10	5.65	5.09	1.28	5.65	5.09	1.38	5.65	5.09	1.50	5.65	5.09	1.62
	27	19	6.32	5.44	1.28	6.32	5.44	1.50	6.32	5.44	1.61	6.32	5.44	1.75	6.07	5.30	1.89
	30	22	6.51	5.63	1.30	6.51	5.50	1.52	6.51	5.34	1.63	6.51	5.21	1.77	6.25	5.08	1.91
	32	24	6.63	5.44	1.31	6.63	5.27	1.53	6.63	5.14	1.64	6.63	4.99	1.78	6.37	4.86	1.93

Heating

Fan Speed	Outdoor Air Temperature °C		Indoor Dry Bulb Temperature °C									
			16		18		20		22		24	
	DB	WB	TC	PI	TC	PI	TC	PI	TC	PI	TC	PI
Turbo	-10	-11.0	5.88	2.01	5.86	2.07	5.84	2.14	5.84	2.22	5.82	2.28
	-5	-5.6	6.55	2.14	6.53	2.19	6.52	2.26	6.52	2.33	6.50	2.38
	0	-0.7	7.23	2.25	7.21	2.29	7.19	2.36	7.19	2.42	7.17	2.46
	7	6.0	8.04	2.36	8.02	2.40	8.00	2.45	7.69	2.37	7.25	2.22
	10	8.0	8.28	2.42	8.26	2.45	8.00	2.40	7.69	2.21	7.25	2.07
H	-10	-11.0	5.70	1.94	5.68	2.00	5.67	2.07	5.67	2.15	5.65	2.21
	-5	-5.6	6.36	2.07	6.34	2.13	6.32	2.19	6.32	2.26	6.30	2.31
	0	-0.7	7.01	2.18	6.99	2.22	6.97	2.29	6.97	2.35	6.96	2.39
	7	6.0	7.80	2.29	7.78	2.33	7.76	2.38	7.46	2.30	7.03	2.15
	10	8.0	8.03	2.35	8.01	2.38	7.76	2.33	7.46	2.14	7.03	2.01
M	-10	-11.0	5.41	1.84	5.39	1.90	5.37	1.97	5.37	2.04	5.36	2.10
	-5	-5.6	6.03	1.97	6.01	2.02	5.99	2.08	5.99	2.14	5.98	2.19
	0	-0.7	6.65	2.07	6.63	2.11	6.61	2.17	6.61	2.23	6.60	2.27
	7	6.0	7.40	2.17	7.38	2.21	7.36	2.25	7.08	2.18	6.67	2.04
	10	8.0	7.62	2.23	7.60	2.25	7.36	2.21	7.08	2.03	6.67	1.91
L	-10	-11.0	5.29	1.80	5.27	1.86	5.26	1.92	5.26	2.00	5.24	2.05
	-5	-5.6	5.90	1.92	5.88	1.97	5.86	2.03	5.86	2.10	5.85	2.14
	0	-0.7	6.51	2.02	6.49	2.06	6.47	2.12	6.47	2.18	6.45	2.22
	7	6.0	7.24	2.12	7.22	2.16	7.20	2.21	6.92	2.13	6.53	2.00
	10	8.0	7.45	2.18	7.43	2.21	7.20	2.16	6.92	1.99	6.53	1.86

Note:

DB: Dry bulb temp.

WB: Wet bulb temp.

TC: Total cooling(heating) capacity.

SHC: Sensible capacity

PI: Power input.

1. The above data are based on the following conditions.

U-Match 5 SERIES AIR CONDITIONERS TSG

Hz,Volts		Equivalent Piping Length
Indoor	220-240V~50Hz	5m
Outdoor	208-230V~60Hz	

2. Capacities are net , including a deduction for cooling(an addition for heating) for indoor fan motor heat.

GUD85ZD/A-T Cooling

Fan Speed	Indoor Air Temperature °C		Outdoor Dry Bulb Temperature °C														
			20			25			30			35			40		
	DB	WB	TC	SHC	PI	TC	SHC	PI	TC	SHC	PI	TC	SHC	PI	TC	SHC	PI
Turbo	20	14	5.52	5.34	1.15	5.52	5.34	1.34	5.52	5.34	1.44	5.52	5.34	1.56	5.52	5.34	1.69
	23	16	6.72	6.26	1.47	6.72	6.26	1.72	6.72	6.26	1.85	6.72	6.26	2.01	6.72	6.26	2.17
	26	18	7.60	6.84	1.75	7.60	6.84	2.05	7.60	6.84	2.20	7.60	6.84	2.39	7.60	6.84	2.58
	27	19	8.50	7.30	2.05	8.50	7.30	2.40	8.50	7.30	2.58	8.50	7.30	2.80	8.16	7.12	3.02
	30	22	8.76	7.56	2.08	8.76	7.38	2.43	8.76	7.17	2.61	8.76	7.00	2.83	8.41	6.82	3.06
	32	24	8.92	7.31	2.09	8.92	7.08	2.44	8.92	6.90	2.63	8.92	6.70	2.85	8.57	6.53	3.08
H	20	14	5.35	5.18	1.11	5.35	5.18	1.30	5.35	5.18	1.40	5.35	5.18	1.52	5.35	5.18	1.64
	23	16	6.51	6.07	1.43	6.51	6.07	1.67	6.51	6.07	1.80	6.51	6.07	1.95	6.51	6.07	2.11
	26	18	7.37	6.63	1.70	7.37	6.63	1.99	7.37	6.63	2.14	7.37	6.63	2.32	7.37	6.63	2.51
	27	19	8.25	7.08	1.99	8.25	7.08	2.33	8.25	7.08	2.50	8.25	7.08	2.72	7.92	6.90	2.93
	30	22	8.49	7.34	2.01	8.49	7.16	2.36	8.49	6.95	2.53	8.49	6.79	2.75	8.15	6.62	2.97
	32	24	8.65	7.09	2.03	8.65	6.87	2.37	8.65	6.69	2.55	8.65	6.50	2.77	8.31	6.33	2.99
M	20	14	5.08	4.91	1.05	5.08	4.91	1.23	5.08	4.91	1.32	5.08	4.91	1.44	5.08	4.91	1.55
	23	16	6.18	5.76	1.35	6.18	5.76	1.59	6.18	5.76	1.70	6.18	5.76	1.85	6.18	5.76	2.00
	26	18	6.99	6.29	1.61	6.99	6.29	1.89	6.99	6.29	2.03	6.99	6.29	2.20	6.99	6.29	2.38
	27	19	7.82	6.72	1.89	7.82	6.72	2.21	7.82	6.72	2.37	7.82	6.72	2.58	7.51	6.55	2.78
	30	22	8.05	6.96	1.91	8.05	6.79	2.23	8.05	6.59	2.40	8.05	6.44	2.61	7.73	6.28	2.82
	32	24	8.21	6.72	1.92	8.21	6.52	2.25	8.21	6.35	2.42	8.21	6.16	2.63	7.88	6.01	2.84
L	20	14	4.97	4.80	1.03	4.97	4.80	1.21	4.97	4.80	1.30	4.97	4.80	1.41	4.97	4.80	1.52
	23	16	6.04	5.63	1.33	6.04	5.63	1.55	6.04	5.63	1.67	6.04	5.63	1.81	6.04	5.63	1.95
	26	18	6.84	6.15	1.58	6.84	6.15	1.85	6.84	6.15	1.98	6.84	6.15	2.15	6.84	6.15	2.33
	27	19	7.65	6.57	1.85	7.65	6.57	2.16	7.65	6.57	2.32	7.65	6.57	2.52	7.34	6.40	2.72
	30	22	7.88	6.81	1.87	7.88	6.64	2.19	7.88	6.45	2.35	7.88	6.30	2.55	7.56	6.14	2.75
	32	24	8.03	6.58	1.88	8.03	6.38	2.20	8.03	6.21	2.36	8.03	6.03	2.57	7.71	5.88	2.77

Heating

Fan Speed	Outdoor Air Temperature °C		Indoor Dry Bulb Temperature °C									
			16		18		20		22		24	
	DB	WB	TC	PI	TC	PI	TC	PI	TC	PI	TC	PI
Turbo	-10	-11.0	6.47	2.17	6.45	2.23	6.43	2.31	6.43	2.40	6.40	2.47
	-5	-5.6	7.21	2.31	7.19	2.37	7.17	2.45	7.17	2.52	7.15	2.57
	0	-0.7	7.95	2.43	7.93	2.48	7.91	2.55	7.91	2.62	7.89	2.66
	7	6.0	8.84	2.55	8.82	2.60	8.80	2.65	8.46	2.56	7.98	2.40
	10	8.0	9.11	2.62	9.09	2.65	8.80	2.60	8.46	2.39	7.98	2.24

Fan Speed	Outdoor Air Temperature °C		Indoor Dry Bulb Temperature °C									
			16		18		20		22		24	
	DB	WB	TC	PI	TC	PI	TC	PI	TC	PI	TC	PI
H	-10	-11.0	6.27	2.10	6.25	2.17	6.23	2.24	6.23	2.33	6.21	2.39
	-5	-5.6	6.99	2.24	6.97	2.30	6.95	2.37	6.95	2.44	6.93	2.49
	0	-0.7	7.71	2.36	7.69	2.40	7.67	2.47	7.67	2.54	7.65	2.58
	7	6.0	8.58	2.47	8.56	2.52	8.54	2.57	8.21	2.49	7.74	2.33
	10	8.0	8.83	2.54	8.81	2.57	8.54	2.52	8.21	2.31	7.74	2.17
M	-10	-11.0	5.95	2.00	5.93	2.06	5.91	2.13	5.91	2.21	5.89	2.27
	-5	-5.6	6.63	2.13	6.61	2.18	6.59	2.25	6.59	2.32	6.57	2.37
	0	-0.7	7.32	2.24	7.30	2.28	7.28	2.35	7.28	2.41	7.26	2.45
	7	6.0	8.14	2.35	8.12	2.39	8.10	2.44	7.78	2.36	7.34	2.21
	10	8.0	8.38	2.41	8.36	2.44	8.10	2.39	7.78	2.20	7.34	2.06
L	-10	-11.0	5.82	1.95	5.80	2.01	5.78	2.08	5.78	2.16	5.76	2.22
	-5	-5.6	6.49	2.08	6.47	2.14	6.45	2.20	6.45	2.27	6.43	2.31
	0	-0.7	7.16	2.19	7.14	2.23	7.12	2.30	7.12	2.36	7.10	2.40
	7	6.0	7.96	2.30	7.94	2.34	7.92	2.39	7.62	2.31	7.18	2.16
	10	8.0	8.20	2.36	8.18	2.39	7.92	2.34	7.62	2.15	7.18	2.02

Note:

DB: Dry bulb temp.

WB: Wet bulb temp.

TC: Total cooling(heating) capacity.

SHC: Sensible capacity

PI: Power input.

1. The above data are based on the following conditions.

Hz,Volts		Equivalent Piping Length
Indoor	220-240V~50Hz 208-230V~60Hz	5m
Outdoor		

2. Capacities are net , including a deduction for cooling(an addition for heating) for indoor fan motor heat.

GUD100ZD/A-T

Cooling

Fan Speed	Indoor Air Temperature °C		Outdoor Dry Bulb Temperature °C														
			20			25			30			35			40		
	DB	WB	TC	SHC	PI	TC	SHC	PI	TC	SHC	PI	TC	SHC	PI	TC	SHC	PI
Turbo	20	14	6.49	5.61	1.31	6.49	5.61	1.53	6.49	5.61	1.64	6.49	5.61	1.79	6.49	5.61	1.93
	23	16	7.90	6.58	1.68	7.90	6.58	1.97	7.90	6.58	2.11	7.90	6.58	2.30	7.90	6.58	2.48
	26	18	8.94	7.19	2.00	8.94	7.19	2.34	8.94	7.19	2.52	8.94	7.19	2.74	8.94	7.19	2.95
	27	19	10.00	7.68	2.34	10.00	7.68	2.74	10.00	7.68	2.94	10.00	7.68	3.20	9.60	7.48	3.46
	30	22	10.30	7.95	2.37	10.30	7.76	2.77	10.30	7.53	2.98	10.30	7.36	3.24	9.89	7.17	3.50
	32	24	10.50	7.68	2.39	10.50	7.45	2.79	10.50	7.25	3.00	10.50	7.04	3.26	10.08	6.87	3.52

U-Match 5 SERIES AIR CONDITIONERS TSG

Fan Speed	Indoor Air Temperature °C		Outdoor Dry Bulb Temperature °C														
			20			25			30			35			40		
	DB	WB	TC	SHC	PI	TC	SHC	PI	TC	SHC	PI	TC	SHC	PI	TC	SHC	PI
H	20	14	6.30	5.44	1.27	6.30	5.44	1.49	6.30	5.44	1.60	6.30	5.44	1.73	6.30	5.44	1.87
	23	16	7.66	6.38	1.63	7.66	6.38	1.91	7.66	6.38	2.05	7.66	6.38	2.23	7.66	6.38	2.41
	26	18	8.67	6.97	1.94	8.67	6.97	2.27	8.67	6.97	2.44	8.67	6.97	2.65	8.67	6.97	2.87
	27	19	9.70	7.44	2.27	9.70	7.44	2.66	9.70	7.44	2.86	9.70	7.44	3.10	9.31	7.26	3.35
	30	22	9.99	7.71	2.30	9.99	7.53	2.69	9.99	7.31	2.89	9.99	7.14	3.14	9.59	6.96	3.39
	32	24	10.18	7.45	2.32	10.18	7.22	2.71	10.18	7.03	2.91	10.18	6.83	3.16	9.77	6.66	3.42
M	20	14	5.97	5.16	1.20	5.97	5.16	1.41	5.97	5.16	1.51	5.97	5.16	1.64	5.97	5.16	1.78
	23	16	7.27	6.06	1.55	7.27	6.06	1.81	7.27	6.06	1.95	7.27	6.06	2.11	7.27	6.06	2.28
	26	18	8.22	6.61	1.84	8.22	6.61	2.16	8.22	6.61	2.32	8.22	6.61	2.52	8.22	6.61	2.72
	27	19	9.20	7.06	2.16	9.20	7.06	2.52	9.20	7.06	2.71	9.20	7.06	2.94	8.83	6.88	3.18
	30	22	9.48	7.32	2.18	9.48	7.14	2.55	9.48	6.93	2.74	9.48	6.77	2.98	9.10	6.60	3.22
	32	24	9.66	7.07	2.20	9.66	6.85	2.57	9.66	6.67	2.76	9.66	6.48	3.00	9.27	6.32	3.24
L	20	14	5.84	5.05	1.18	5.84	5.05	1.38	5.84	5.05	1.48	5.84	5.05	1.61	5.84	5.05	1.74
	23	16	7.11	5.92	1.51	7.11	5.92	1.77	7.11	5.92	1.90	7.11	5.92	2.07	7.11	5.92	2.23
	26	18	8.04	6.47	1.80	8.04	6.47	2.11	8.04	6.47	2.27	8.04	6.47	2.46	8.04	6.47	2.66
	27	19	9.00	6.91	2.11	9.00	6.91	2.47	9.00	6.91	2.65	9.00	6.91	2.88	8.64	6.73	3.11
	30	22	9.27	7.16	2.13	9.27	6.98	2.50	9.27	6.78	2.68	9.27	6.62	2.91	8.90	6.46	3.15
	32	24	9.45	6.91	2.15	9.45	6.70	2.51	9.45	6.53	2.70	9.45	6.34	2.93	9.07	6.18	3.17

Heating

Fan Speed	Outdoor Air Temperature °C		Indoor Dry Bulb Temperature °C									
			16		18		20		22		24	
	DB	WB	TC	PI	TC	PI	TC	PI	TC	PI	TC	PI
Turbo	-10	-11.0	8.82	2.78	8.79	2.87	8.76	2.97	8.76	3.08	8.73	3.16
	-5	-5.6	9.83	2.97	9.80	3.04	9.77	3.14	9.77	3.23	9.75	3.30
	0	-0.7	10.84	3.12	10.82	3.18	10.78	3.27	10.78	3.36	10.76	3.42
	7	6.0	12.06	3.27	12.03	3.33	12.00	3.40	11.54	3.29	10.88	3.08
	10	8.0	12.42	3.36	12.39	3.40	12.00	3.33	11.54	3.06	10.88	2.88
H	-10	-11.0	8.55	2.70	8.53	2.78	8.50	2.88	8.50	2.99	8.47	3.07
	-5	-5.6	9.54	2.88	9.51	2.95	9.48	3.04	9.48	3.13	9.45	3.20
	0	-0.7	10.52	3.03	10.49	3.08	10.46	3.17	10.46	3.26	10.43	3.31
	7	6.0	11.70	3.17	11.67	3.23	11.64	3.30	11.19	3.19	10.55	2.99
	10	8.0	12.05	3.26	12.02	3.30	11.64	3.23	11.19	2.97	10.55	2.79
M	-10	-11.0	8.11	2.56	8.09	2.64	8.06	2.73	8.06	2.83	8.03	2.91
	-5	-5.6	9.05	2.73	9.02	2.80	8.99	2.89	8.99	2.97	8.97	3.03
	0	-0.7	9.98	2.87	9.95	2.93	9.92	3.01	9.92	3.09	9.90	3.14
	7	6.0	11.09	3.01	11.07	3.07	11.04	3.13	10.62	3.03	10.01	2.83
	10	8.0	11.43	3.09	11.40	3.13	11.04	3.07	10.62	2.82	10.01	2.65

Fan Speed	Outdoor Air Temperature °C		Indoor Dry Bulb Temperature °C									
			16		18		20		22		24	
	DB	WB	TC	PI	TC	PI	TC	PI	TC	PI	TC	PI
L	-10	-11.0	7.94	2.50	7.91	2.58	7.89	2.67	7.89	2.77	7.86	2.85
	-5	-5.6	8.85	2.67	8.82	2.74	8.80	2.82	8.80	2.91	8.77	2.97
	0	-0.7	9.76	2.81	9.73	2.86	9.71	2.95	9.71	3.02	9.68	3.08
	7	6.0	10.85	2.95	10.83	3.00	10.80	3.06	10.39	2.96	9.79	2.77
	10	8.0	11.18	3.02	11.15	3.06	10.80	3.00	10.39	2.76	9.79	2.59

Note:

DB: Dry bulb temp.

WB: Wet bulb temp.

TC: Total cooling(heating) capacity.

SHC: Sensible capacity

PI: Power input.

1. The above data are based on the following conditions.

Hz,Volts		Equivalent Piping Length
Indoor	220-240V~50Hz 208-230V~60Hz	5m
Outdoor		

2. Capacities are net , including a deduction for cooling(an addition for heating) for indoor fan motor heat.

GUD125ZD/A-T

Cooling

Fan Speed	Indoor Air Temperature °C		Outdoor Dry Bulb Temperature °C														
			20			25			30			35			40		
	DB	WB	TC	SHC	PI	TC	SHC	PI	TC	SHC	PI	TC	SHC	PI	TC	SHC	PI
Turbo	20	14	7.86	6.84	1.80	7.86	6.84	2.11	7.86	6.84	2.26	7.86	6.84	2.46	7.86	6.84	2.65
	23	16	9.56	8.02	2.31	9.56	8.02	2.71	9.56	8.02	2.91	9.56	8.02	3.16	9.56	8.02	3.41
	26	18	10.81	8.76	2.75	10.81	8.76	3.22	10.81	8.76	3.46	10.81	8.76	3.76	10.81	8.76	4.06
	27	19	12.10	9.36	3.22	12.10	9.36	3.77	12.10	9.36	4.05	12.10	9.36	4.40	11.62	9.12	4.75
	30	22	12.46	9.70	3.26	12.46	9.46	3.82	12.46	9.19	4.10	12.46	8.97	4.45	11.97	8.75	4.81
	32	24	12.70	9.37	3.28	12.70	9.08	3.84	12.70	8.84	4.13	12.70	8.59	4.48	12.19	8.37	4.84
H	20	14	7.62	6.64	1.75	7.62	6.64	2.04	7.62	6.64	2.19	7.62	6.64	2.38	7.62	6.64	2.57
	23	16	9.27	7.78	2.24	9.27	7.78	2.63	9.27	7.78	2.82	9.27	7.78	3.07	9.27	7.78	3.31
	26	18	10.49	8.50	2.67	10.49	8.50	3.13	10.49	8.50	3.36	10.49	8.50	3.65	10.49	8.50	3.94
	27	19	11.74	9.08	3.13	11.74	9.08	3.66	11.74	9.08	3.93	11.74	9.08	4.27	11.27	8.85	4.61
	30	22	12.09	9.41	3.16	12.09	9.18	3.70	12.09	8.91	3.97	12.09	8.70	4.32	11.61	8.48	4.66
	32	24	12.32	9.09	3.19	12.32	8.81	3.73	12.32	8.58	4.00	12.32	8.33	4.35	11.83	8.12	4.70
M	20	14	7.23	6.29	1.66	7.23	6.29	1.94	7.23	6.29	2.08	7.23	6.29	2.26	7.23	6.29	2.44
	23	16	8.80	7.38	2.13	8.80	7.38	2.49	8.80	7.38	2.68	8.80	7.38	2.91	8.80	7.38	3.14
	26	18	9.95	8.06	2.53	9.95	8.06	2.96	9.95	8.06	3.18	9.95	8.06	3.46	9.95	8.06	3.74
	27	19	11.13	8.61	2.96	11.13	8.61	3.47	11.13	8.61	3.73	11.13	8.61	4.05	10.69	8.39	4.37
	30	22	11.47	8.92	3.00	11.47	8.70	3.51	11.47	8.45	3.77	11.47	8.26	4.10	11.01	8.05	4.42
	32	24	11.68	8.62	3.02	11.68	8.35	3.53	11.68	8.13	3.80	11.68	7.90	4.13	11.22	7.70	4.46

U-Match 5 SERIES AIR CONDITIONERS TSG

Fan Speed	Indoor Air Temperature °C		Outdoor Dry Bulb Temperature °C														
			20			25			30			35			40		
	DB	WB	TC	SHC	PI	TC	SHC	PI	TC	SHC	PI	TC	SHC	PI	TC	SHC	PI
L	20	14	7.07	6.16	1.62	7.07	6.16	1.89	7.07	6.16	2.04	7.07	6.16	2.21	7.07	6.16	2.39
	23	16	8.60	7.22	2.08	8.60	7.22	2.44	8.60	7.22	2.62	8.60	7.22	2.84	8.60	7.22	3.07
	26	18	9.73	7.89	2.48	9.73	7.89	2.90	9.73	7.89	3.11	9.73	7.89	3.38	9.73	7.89	3.66
	27	19	10.89	8.42	2.90	10.89	8.42	3.39	10.89	8.42	3.64	10.89	8.42	3.96	10.46	8.21	4.28
	30	22	11.22	8.73	2.93	11.22	8.51	3.43	11.22	8.27	3.69	11.22	8.08	4.01	10.77	7.87	4.33
	32	24	11.43	8.43	2.96	11.43	8.17	3.46	11.43	7.96	3.71	11.43	7.73	4.04	10.97	7.53	4.36

Heating

Fan Speed	Outdoor Air Temperature °C		Indoor Dry Bulb Temperature °C									
			16		18		20		22		24	
	DB	WB	TC	PI	TC	PI	TC	PI	TC	PI	TC	PI
Turbo	-10	-11.0	9.92	3.36	9.89	3.46	9.86	3.58	9.86	3.71	9.82	3.82
	-5	-5.6	11.06	3.58	11.03	3.67	11.00	3.78	11.00	3.90	10.96	3.98
	0	-0.7	12.20	3.76	12.17	3.83	12.13	3.95	12.13	4.05	12.10	4.12
	7	6.0	13.57	3.95	13.53	4.02	13.50	4.10	12.98	3.97	12.24	3.71
	10	8.0	13.97	4.05	13.94	4.10	13.50	4.02	12.98	3.69	12.24	3.47
H	-10	-11.0	9.62	3.25	9.59	3.35	9.56	3.47	9.56	3.60	9.53	3.70
	-5	-5.6	10.73	3.47	10.70	3.56	10.67	3.67	10.67	3.78	10.63	3.86
	0	-0.7	11.83	3.65	11.80	3.72	11.77	3.83	11.77	3.93	11.74	4.00
	7	6.0	13.16	3.83	13.13	3.90	13.10	3.98	12.59	3.85	11.87	3.60
	10	8.0	13.55	3.93	13.52	3.98	13.10	3.90	12.59	3.58	11.87	3.36
M	-10	-11.0	9.13	3.09	9.10	3.18	9.07	3.29	9.07	3.42	9.04	3.51
	-5	-5.6	10.18	3.29	10.14	3.38	10.12	3.48	10.12	3.58	10.09	3.66
	0	-0.7	11.22	3.46	11.19	3.53	11.16	3.63	11.16	3.73	11.13	3.79
	7	6.0	12.48	3.63	12.45	3.70	12.42	3.77	11.94	3.65	11.26	3.41
	10	8.0	12.85	3.73	12.82	3.77	12.42	3.70	11.94	3.40	11.26	3.19
L	-10	-11.0	8.93	3.02	8.90	3.11	8.87	3.22	8.87	3.34	8.84	3.43
	-5	-5.6	9.96	3.22	9.92	3.30	9.90	3.40	9.90	3.51	9.87	3.58
	0	-0.7	10.98	3.39	10.95	3.45	10.92	3.55	10.92	3.64	10.89	3.71
	7	6.0	12.21	3.55	12.18	3.62	12.15	3.69	11.68	3.57	11.01	3.34
	10	8.0	12.57	3.65	12.54	3.69	12.15	3.62	11.68	3.32	11.01	3.12

Note:

DB: Dry bulb temp.

WB: Wet bulb temp.

TC: Total cooling(heating) capacity.

SHC: Sensible capacity

PI: Power input.

1. The above data are based on the following conditions.

Hz,Volts		Equivalent Piping Length
Indoor	220-240V~50Hz	5m
Outdoor	208-230V~60Hz	

2. Capacities are net , including a deduction for cooling(an addition for heating) for indoor fan motor heat.

GUD140ZD/A-T
Cooling

Fan Speed	Indoor Air Temperature °C		Outdoor Dry Bulb Temperature °C														
			20			25			30			35			40		
	DB	WB	TC	SHC	PI	TC	SHC	PI	TC	SHC	PI	TC	SHC	PI	TC	SHC	PI
Turbo	20	14	8.70	8.26	1.82	8.70	8.26	2.13	8.70	8.26	2.29	8.70	8.26	2.49	8.70	8.26	2.68
	23	16	10.59	9.69	2.34	10.59	9.69	2.74	10.59	9.69	2.94	10.59	9.69	3.20	10.59	9.69	3.45
	26	18	11.97	10.58	2.79	11.97	10.58	3.26	11.97	10.58	3.50	11.97	10.58	3.80	11.97	10.58	4.11
	27	19	13.40	11.30	3.26	13.40	11.30	3.81	13.40	11.30	4.09	13.40	11.30	4.45	12.86	11.01	4.81
	30	22	13.80	11.71	3.30	13.80	11.43	3.86	13.80	11.09	4.14	13.80	10.84	4.50	13.25	10.56	4.86
	32	24	14.06	11.31	3.32	14.06	10.97	3.89	14.06	10.68	4.17	14.06	10.37	4.53	13.50	10.11	4.90
H	20	14	8.44	8.01	1.77	8.44	8.01	2.07	8.44	8.01	2.22	8.44	8.01	2.41	8.44	8.01	2.60
	23	16	10.27	9.40	2.27	10.27	9.40	2.66	10.27	9.40	2.85	10.27	9.40	3.10	10.27	9.40	3.35
	26	18	11.62	10.27	2.70	11.62	10.27	3.16	11.62	10.27	3.39	11.62	10.27	3.69	11.62	10.27	3.98
	27	19	13.00	10.96	3.16	13.00	10.96	3.70	13.00	10.96	3.97	13.00	10.96	4.32	12.48	10.68	4.66
	30	22	13.39	11.36	3.20	13.39	11.08	3.74	13.39	10.76	4.02	13.39	10.51	4.37	12.85	10.25	4.72
	32	24	13.64	10.97	3.22	13.64	10.64	3.77	13.64	10.36	4.05	13.64	10.06	4.40	13.10	9.81	4.75
M	20	14	8.00	7.60	1.67	8.00	7.60	1.96	8.00	7.60	2.10	8.00	7.60	2.29	8.00	7.60	2.47
	23	16	9.74	8.91	2.15	9.74	8.91	2.52	9.74	8.91	2.71	9.74	8.91	2.94	9.74	8.91	3.18
	26	18	11.02	9.74	2.56	11.02	9.74	3.00	11.02	9.74	3.22	11.02	9.74	3.50	11.02	9.74	3.78
	27	19	12.33	10.40	3.00	12.33	10.40	3.51	12.33	10.40	3.77	12.33	10.40	4.09	11.84	10.13	4.42
	30	22	12.70	10.77	3.03	12.70	10.51	3.55	12.70	10.21	3.81	12.70	9.97	4.14	12.19	9.72	4.47
	32	24	12.94	10.41	3.06	12.94	10.09	3.57	12.94	9.82	3.84	12.94	9.54	4.17	12.42	9.30	4.51
L	20	14	7.83	7.43	1.64	7.83	7.43	1.92	7.83	7.43	2.06	7.83	7.43	2.24	7.83	7.43	2.42
	23	16	9.53	8.72	2.11	9.53	8.72	2.46	9.53	8.72	2.65	9.53	8.72	2.88	9.53	8.72	3.11
	26	18	10.78	9.53	2.51	10.78	9.53	2.93	10.78	9.53	3.15	10.78	9.53	3.42	10.78	9.53	3.70
	27	19	12.06	10.17	2.93	12.06	10.17	3.43	12.06	10.17	3.69	12.06	10.17	4.01	11.58	9.91	4.33
	30	22	12.42	10.54	2.97	12.42	10.28	3.47	12.42	9.98	3.73	12.42	9.75	4.05	11.93	9.51	4.38
	32	24	12.66	10.18	2.99	12.66	9.87	3.50	12.66	9.61	3.76	12.66	9.33	4.08	12.15	9.10	4.41

Heating

Fan Speed	Outdoor Air Temperature °C		Indoor Dry Bulb Temperature °C									
			16		18		20		22		24	
	DB	WB	TC	PI	TC	PI	TC	PI	TC	PI	TC	PI
Turbo	-10	-11.0	11.39	3.76	11.35	3.88	11.32	4.02	11.32	4.17	11.28	4.28
	-5	-5.6	12.70	4.02	12.66	4.12	12.62	4.24	12.62	4.37	12.59	4.46
	0	-0.7	14.01	4.22	13.97	4.30	13.93	4.43	13.93	4.54	13.89	4.62
	7	6.0	15.58	4.43	15.54	4.51	15.50	4.60	14.90	4.45	14.05	4.16
	10	8.0	16.04	4.54	16.00	4.60	15.50	4.51	14.90	4.14	14.05	3.89
H	-10	-11.0	11.05	3.65	11.01	3.76	10.98	3.89	10.98	4.04	10.94	4.15
	-5	-5.6	12.32	3.89	12.28	3.99	12.25	4.12	12.25	4.24	12.21	4.33
	0	-0.7	13.59	4.09	13.55	4.17	13.51	4.30	13.51	4.41	13.48	4.48
	7	6.0	15.11	4.30	15.07	4.37	15.04	4.46	14.46	4.32	13.63	4.04
	10	8.0	15.56	4.41	15.52	4.46	15.04	4.37	14.46	4.02	13.63	3.77

U-Match 5 SERIES AIR CONDITIONERS TSG

Fan Speed	Outdoor Air Temperature °C		Indoor Dry Bulb Temperature °C									
			16		18		20		22		24	
	DB	WB	TC	PI	TC	PI	TC	PI	TC	PI	TC	PI
M	-10	-11.0	10.48	3.46	10.45	3.57	10.41	3.69	10.41	3.83	10.38	3.94
	-5	-5.6	11.68	3.69	11.65	3.79	11.61	3.91	11.61	4.02	11.58	4.11
	0	-0.7	12.89	3.88	12.85	3.96	12.82	4.07	12.82	4.18	12.78	4.25
	7	6.0	14.33	4.07	14.30	4.15	14.26	4.23	13.71	4.09	12.93	3.83
	10	8.0	14.76	4.18	14.72	4.23	14.26	4.15	13.71	3.81	12.93	3.58
L	-10	-11.0	10.25	3.39	10.22	3.49	10.19	3.61	10.19	3.75	10.15	3.85
	-5	-5.6	11.43	3.61	11.39	3.71	11.36	3.82	11.36	3.93	11.33	4.02
	0	-0.7	12.61	3.80	12.57	3.87	12.54	3.99	12.54	4.09	12.50	4.16
	7	6.0	14.02	3.99	13.99	4.06	13.95	4.14	13.41	4.01	12.64	3.75
	10	8.0	14.44	4.09	14.40	4.14	13.95	4.06	13.41	3.73	12.64	3.50

Note:

DB: Dry bulb temp.

WB: Wet bulb temp.

TC: Total cooling(heating) capacity.

SHC: Sensible capacity

PI: Power input.

1. The above data are based on the following conditions.

Hz,Volts		Equivalent Piping Length
Indoor	220-240V~50Hz	7.5m
Outdoor	208-230V~60Hz	

2. Capacities are net , including a deduction for cooling(an addition for heating) for indoor fan motor heat.

GUD160ZD/A-T Cooling

Fan Speed	Indoor Air Temperature °C		Outdoor Dry Bulb Temperature °C														
			20			25			30			35			40		
	DB	WB	TC	SHC	PI	TC	SHC	PI	TC	SHC	PI	TC	SHC	PI	TC	SHC	PI
Turbo	20	14	10.39	9.87	2.23	10.39	9.87	2.61	10.39	9.87	2.80	10.39	9.87	3.04	10.39	9.87	3.29
	23	16	12.64	11.58	2.87	12.64	11.58	3.35	12.64	11.58	3.60	12.64	11.58	3.91	12.64	11.58	4.23
	26	18	14.30	12.65	3.41	14.30	12.65	3.99	14.30	12.65	4.29	14.30	12.65	4.66	14.30	12.65	5.03
	27	19	16.00	13.50	3.99	16.00	13.50	4.67	16.00	13.50	5.02	16.00	13.50	5.45	15.36	13.16	5.89
	30	22	16.48	13.99	4.04	16.48	13.65	4.73	16.48	13.25	5.08	16.48	12.95	5.52	15.82	12.62	5.96
	32	24	16.79	13.51	4.07	16.79	13.10	4.76	16.79	12.75	5.11	16.79	12.39	5.55	16.12	12.08	6.00
H	20	14	10.08	9.57	2.16	10.08	9.57	2.53	10.08	9.57	2.72	10.08	9.57	2.95	10.08	9.57	3.19
	23	16	12.26	11.23	2.78	12.26	11.23	3.25	12.26	11.23	3.49	12.26	11.23	3.80	12.26	11.23	4.10
	26	18	13.87	12.27	3.31	13.87	12.27	3.87	13.87	12.27	4.16	13.87	12.27	4.52	13.87	12.27	4.88
	27	19	15.52	13.10	3.87	15.52	13.10	4.53	15.52	13.10	4.86	15.52	13.10	5.29	14.90	12.76	5.71
	30	22	15.99	13.57	3.92	15.99	13.24	4.58	15.99	12.85	4.92	15.99	12.56	5.35	15.35	12.24	5.78
	32	24	16.29	13.11	3.95	16.29	12.71	4.62	16.29	12.37	4.96	16.29	12.02	5.39	15.64	11.71	5.82

Fan Speed	Indoor Air Temperature °C		Outdoor Dry Bulb Temperature °C														
			20			25			30			35			40		
	DB	WB	TC	SHC	PI	TC	SHC	PI	TC	SHC	PI	TC	SHC	PI	TC	SHC	PI
M	20	14	9.56	9.08	2.05	9.56	9.08	2.40	9.56	9.08	2.58	9.56	9.08	2.80	9.56	9.08	3.02
	23	16	11.63	10.65	2.64	11.63	10.65	3.09	11.63	10.65	3.31	11.63	10.65	3.60	11.63	10.65	3.89
	26	18	13.15	11.63	3.14	13.15	11.63	3.67	13.15	11.63	3.94	13.15	11.63	4.29	13.15	11.63	4.63
	27	19	14.72	12.42	3.67	14.72	12.42	4.30	14.72	12.42	4.61	14.72	12.42	5.01	14.13	12.11	5.42
	30	22	15.16	12.87	3.72	15.16	12.56	4.35	15.16	12.19	4.67	15.16	11.91	5.07	14.56	11.61	5.48
	32	24	15.45	12.43	3.74	15.45	12.05	4.38	15.45	11.73	4.70	15.45	11.40	5.11	14.83	11.11	5.52
L	20	14	9.35	8.88	2.01	9.35	8.88	2.35	9.35	8.88	2.52	9.35	8.88	2.74	9.35	8.88	2.96
	23	16	11.38	10.42	2.58	11.38	10.42	3.02	11.38	10.42	3.24	11.38	10.42	3.52	11.38	10.42	3.80
	26	18	12.87	11.38	3.07	12.87	11.38	3.59	12.87	11.38	3.86	12.87	11.38	4.19	12.87	11.38	4.53
	27	19	14.40	12.15	3.59	14.40	12.15	4.20	14.40	12.15	4.51	14.40	12.15	4.91	13.82	11.84	5.30
	30	22	14.83	12.59	3.64	14.83	12.29	4.25	14.83	11.93	4.57	14.83	11.65	4.96	14.24	11.36	5.36
	32	24	15.11	12.16	3.66	15.11	11.79	4.28	15.11	11.48	4.60	15.11	11.15	5.00	14.51	10.87	5.40

Heating

Fan Speed	Outdoor Air Temperature °C		Indoor Dry Bulb Temperature °C									
			16		18		20		22		24	
	DB	WB	TC	PI	TC	PI	TC	PI	TC	PI	TC	PI
Turbo	-10	-11.0	12.49	4.09	12.45	4.21	12.41	4.36	12.41	4.53	12.37	4.65
	-5	-5.6	13.93	4.36	13.89	4.48	13.85	4.61	13.85	4.75	13.81	4.85
	0	-0.7	15.36	4.59	15.32	4.68	15.28	4.81	15.28	4.94	15.24	5.03
	7	6.0	17.08	4.81	17.04	4.90	17.00	5.00	16.35	4.84	15.41	4.53
	10	8.0	17.59	4.94	17.55	5.00	17.00	4.90	16.35	4.50	15.41	4.23
H	-10	-11.0	12.12	3.97	12.08	4.09	12.04	4.23	12.04	4.39	12.00	4.51
	-5	-5.6	13.51	4.23	13.47	4.34	13.43	4.48	13.43	4.61	13.39	4.71
	0	-0.7	14.90	4.45	14.86	4.54	14.82	4.67	14.82	4.79	14.78	4.87
	7	6.0	16.57	4.67	16.53	4.75	16.49	4.85	15.86	4.69	14.95	4.39
	10	8.0	17.07	4.79	17.03	4.85	16.49	4.75	15.86	4.37	14.95	4.10
M	-10	-11.0	11.49	3.76	11.46	3.88	11.42	4.02	11.42	4.17	11.38	4.28
	-5	-5.6	12.81	4.02	12.77	4.12	12.74	4.24	12.74	4.37	12.70	4.46
	0	-0.7	14.13	4.22	14.10	4.30	14.06	4.43	14.06	4.54	14.02	4.62
	7	6.0	15.72	4.43	15.68	4.51	15.64	4.60	15.04	4.45	14.18	4.16
	10	8.0	16.19	4.54	16.15	4.60	15.64	4.51	15.04	4.14	14.18	3.89
L	-10	-11.0	11.24	3.68	11.21	3.79	11.17	3.93	11.17	4.07	11.13	4.19
	-5	-5.6	12.54	3.93	12.50	4.03	12.46	4.15	12.46	4.28	12.43	4.37
	0	-0.7	13.83	4.13	13.79	4.21	13.75	4.33	13.75	4.44	13.71	4.52
	7	6.0	15.37	4.33	15.34	4.41	15.30	4.50	14.71	4.35	13.87	4.07
	10	8.0	15.83	4.45	15.80	4.50	15.30	4.41	14.71	4.05	13.87	3.81

Note:

DB: Dry bulb temp.

WB: Wet bulb temp.

TC: Total cooling(heating) capacity.

SHC: Sensible capacity

PI: Power input.

1. The above data are based on the following conditions.

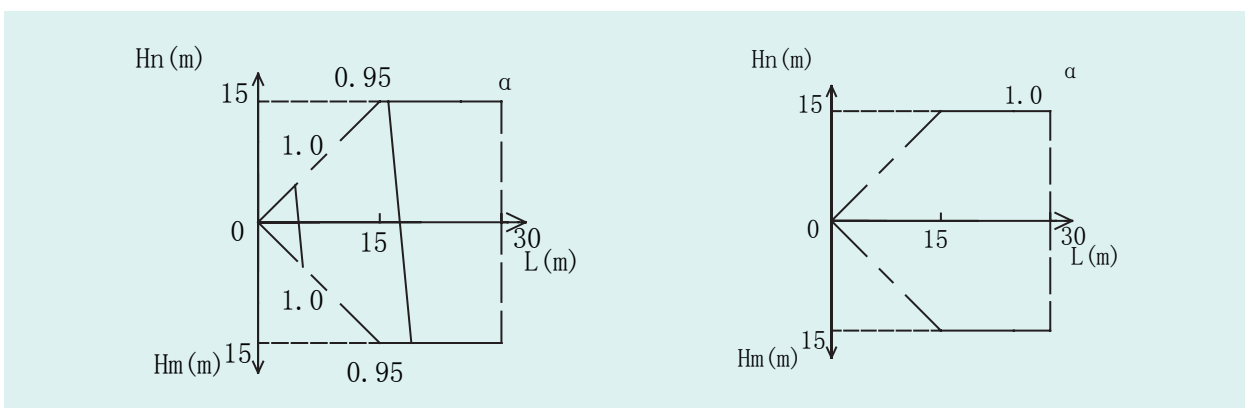
U-Match 5 SERIES AIR CONDITIONERS TSG

Hz,Volts		Equivalent Piping Length
Indoor	220-240V~50Hz	7.5m
Outdoor	208-230V~60Hz	

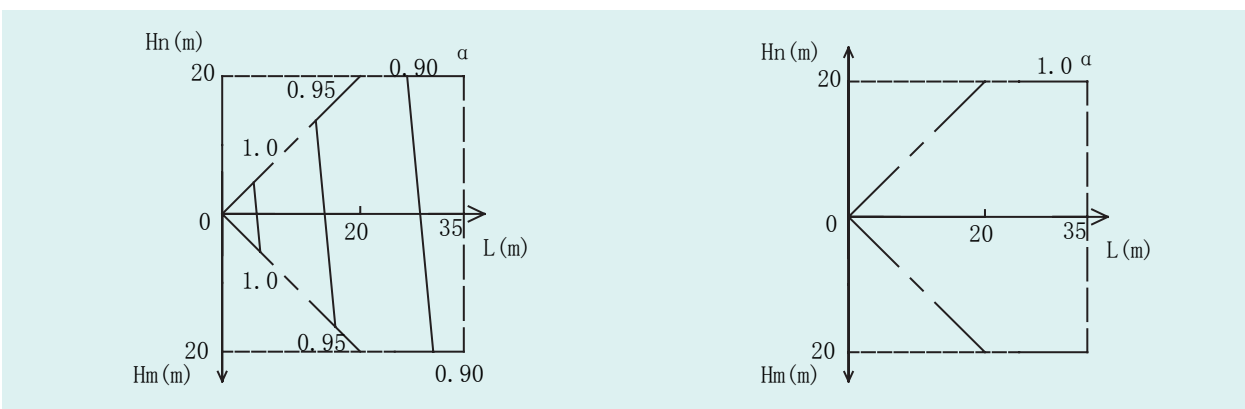
2. Capacities are net, including a deduction for cooling (an addition for heating) for indoor fan motor heat.

➔ 6.2 Pipe Length Drop Capacity Correction

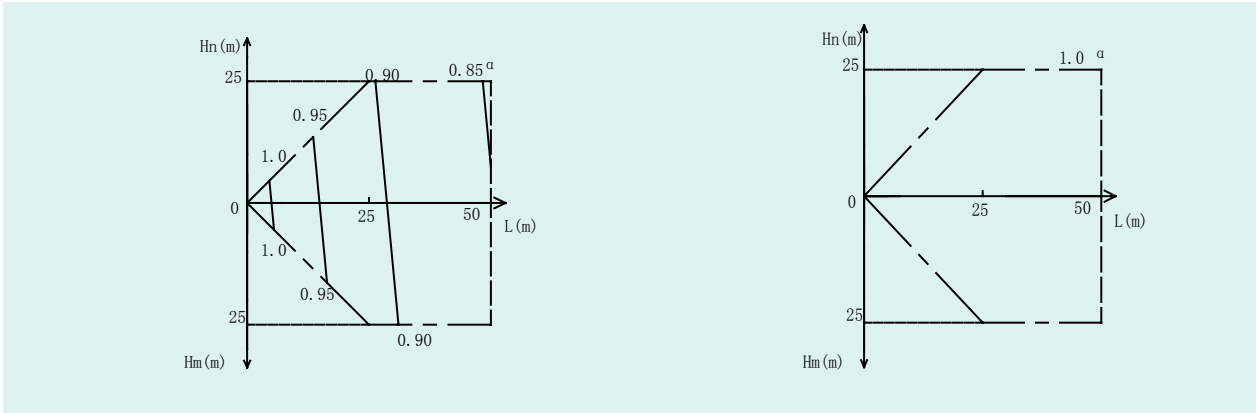
GUD35T/A-T; GUD35P/A-T; GUD35PS/A-T; GUD35ZD/A-T
 Cooling Heating



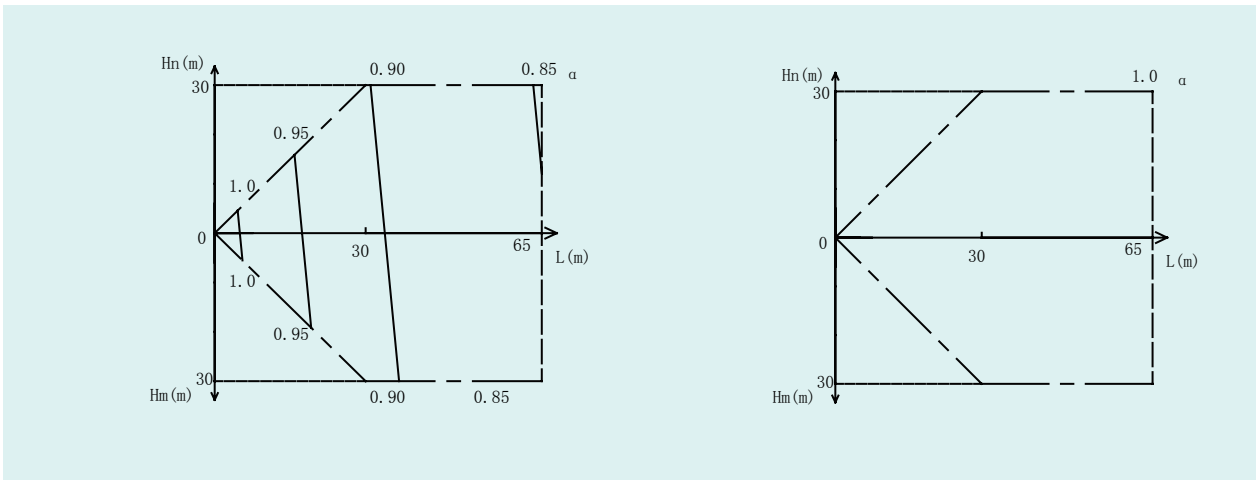
GUD50T/A-T; GUD50P/A-T; GUD50PS/A-T; GUD50ZD/A-T
 Cooling Heating



GUD71T/A-T; GUD71P/A-T; GUD71PS/A-T; GUD71ZD/A-T
 GUD85T/A-T; GUD85P/A-T; GUD85PS/A-T; GUD85ZD/A-T
 Cooling Heating



GUD100T/A-T; GUD100PH/A-T; GUD100PHS/A-T; GUD100ZD/A-T
 Cooling Heating

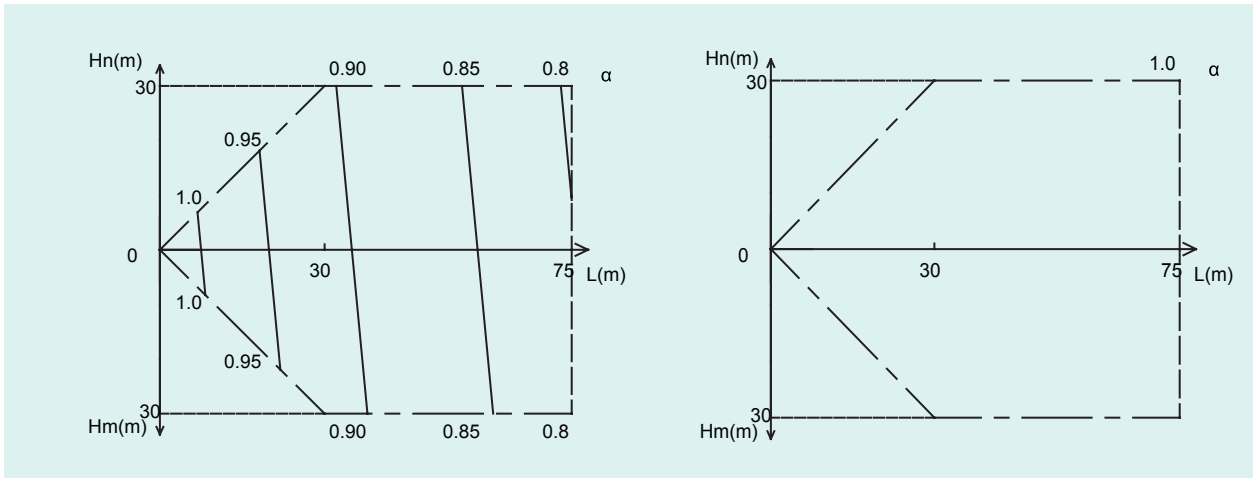


U-Match 5 SERIES AIR CONDITIONERS TSG

GUD125T/A-T; GUD125PH/A-T; GUD125PHS/A-T; GUD125ZD/A-T
 GUD140T/A-T; GUD140PH/A-T; GUD140PHS/A-T; GUD140ZD/A-T
 GUD160T/A-T; GUD160PH/A-T; GUD160PHS/A-T; GUD160ZD/A-T

Cooling

Heating



Notes:

1. Above figures indicate the capacity change rate of a standard indoor unit system under maximum load in standard conditions.

2. Under partial load, the capacity change rate indicated above will have a very small deviation.

3. Capacity calculation method for cooling\heating

Cooling\heating capacity = the corresponding capacity in the table of cooling/heating performance * correction rate

correction rate

Pipeline dimensions

L: Length of connection pipe

H_n : ODU is lower than IDU

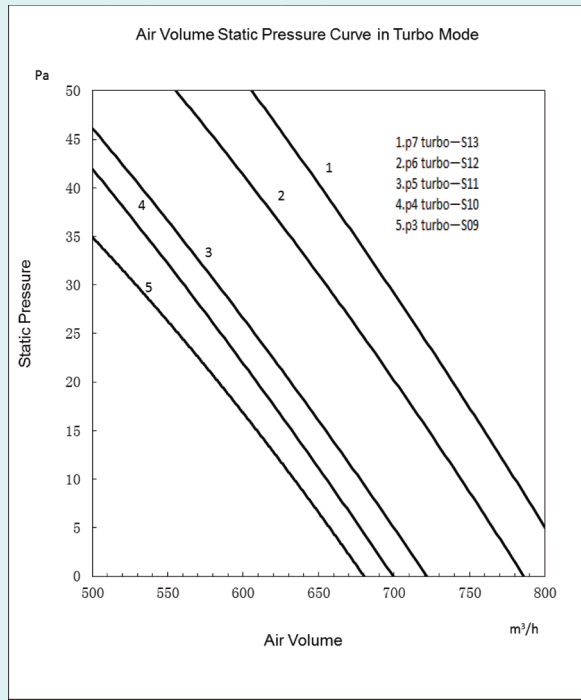
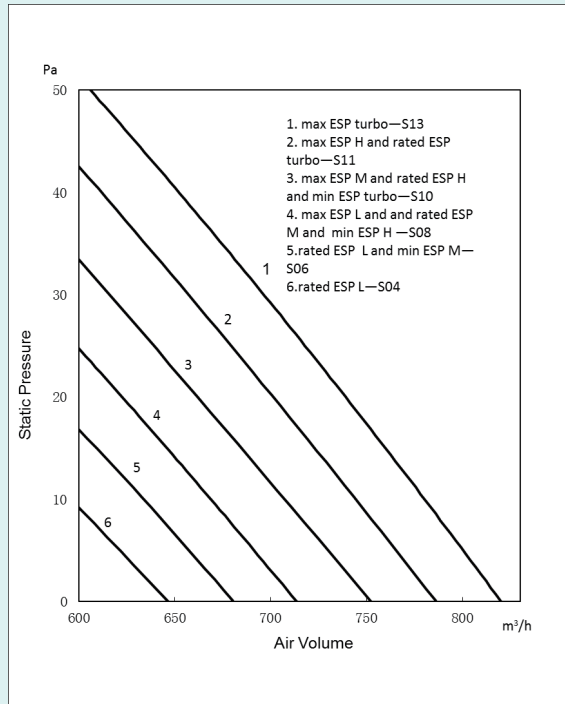
H_m : ODU is higher than IDU

α : Capacity correction factor

Model	Gas pipe(in.)	Liquid pipe(in.)
GUD35W/NhA-T	3/8	1/4
GUD50W/NhA-T	1/2	
GUD71W/NhA-T	5/8	3/8
GUD85W/NhA-T		
GUD100W/NhA-T		
GUD100W/NhA-X		
GUD125W/NhA-T		
GUD125W/NhA-X		
GUD140W/NhA-T		
GUD140W/NhA-X		
GUD160W/NhA-X		

7 AIR VOLUME STATIC PRESSURE CURVE

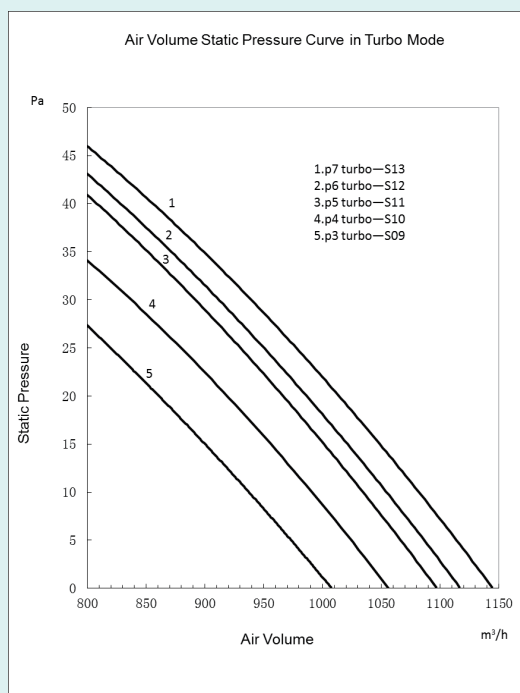
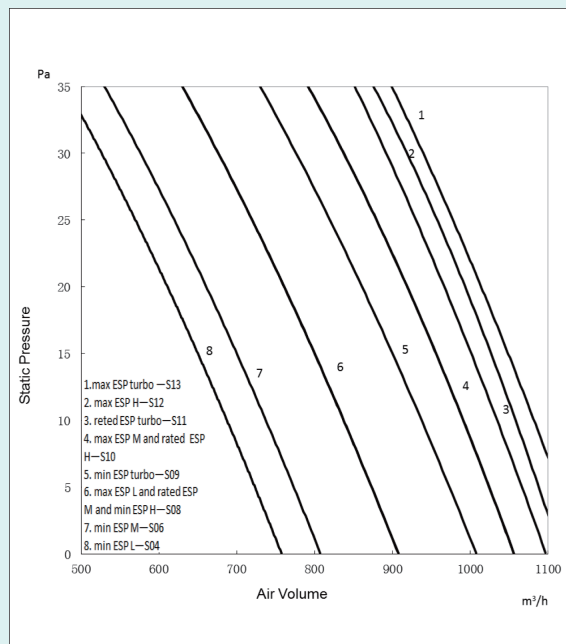
GUD35P/A-T, GUD35PS/A-T



1. The external static pressure (ESP) can be changed in 5 levels by the remote controller.
2. The remote controller can be used to change turbo, H, M and L.
3. ESP: external static pressure.

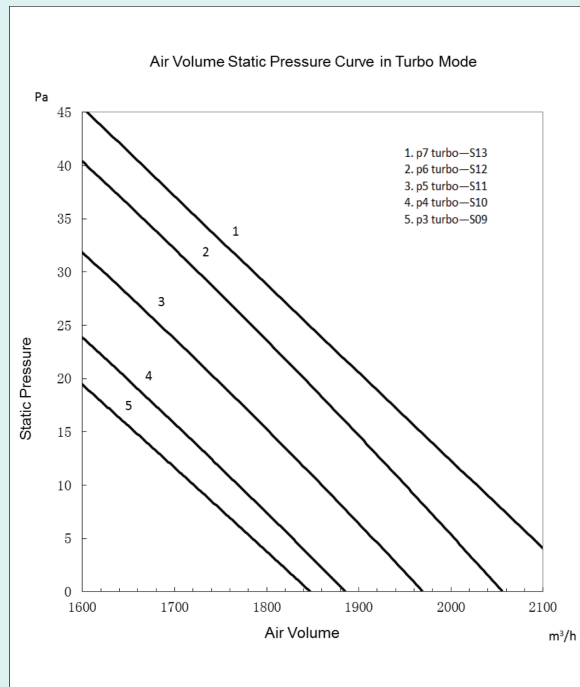
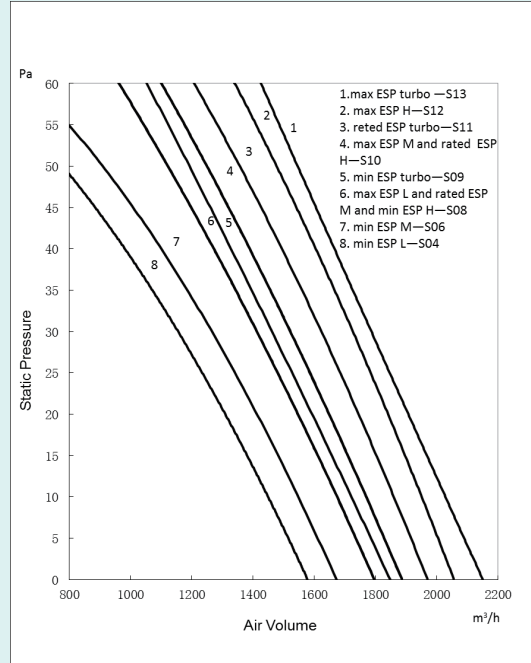
U-Match 5 SERIES AIR CONDITIONERS TSG

GUD50P/A-T, GUD50PS/A-T



1. The external static pressure (ESP) can be changed in 5 levels by the remote controller.
2. The remote controller can be used to change turbo, H, M and L.
3. ESP: external static pressure.

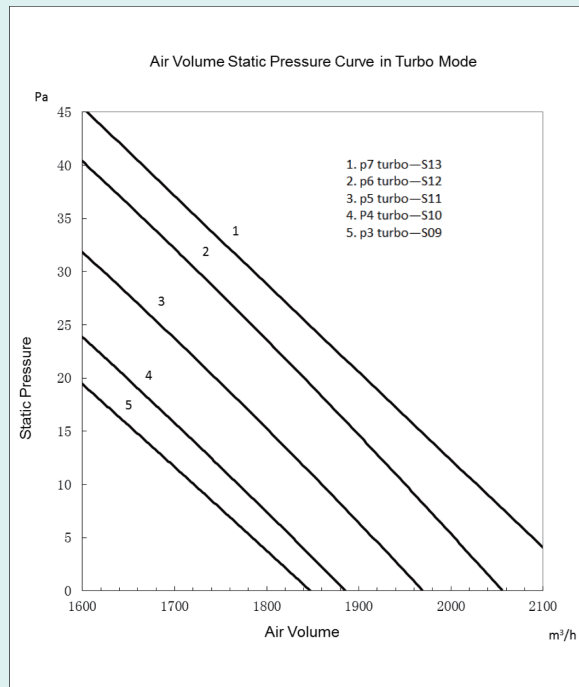
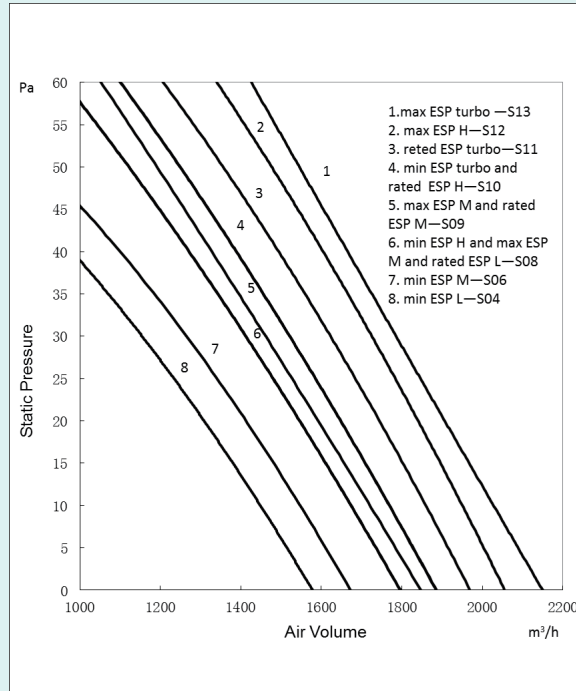
GUD71P/A-T, GUD71PS/A-T



1. The external static pressure (ESP) can be changed in 5 levels by the remote controller.
2. The remote controller can be used to change turbo, H, M and L.
3. ESP: external static pressure.

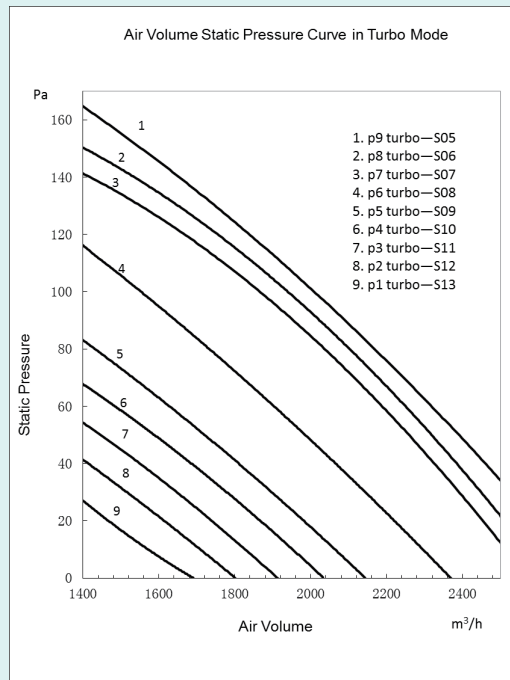
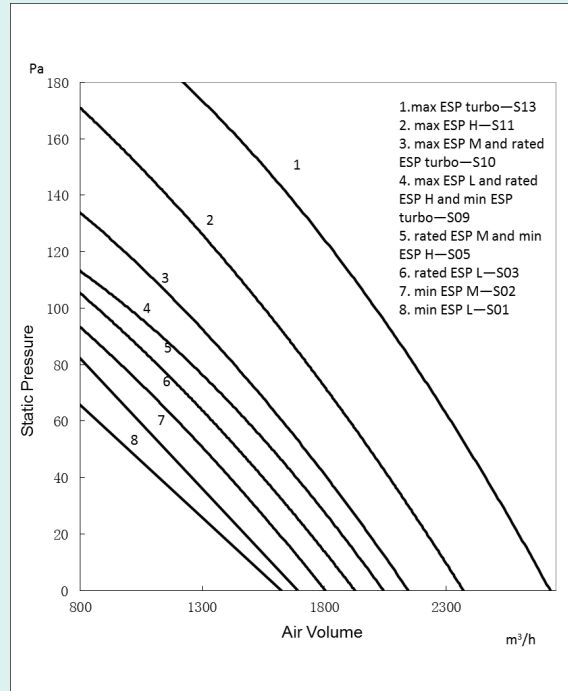
U-Match 5 SERIES AIR CONDITIONERS TSG

GUD85P/A-T, GUD85PS/A-T



1. The external static pressure (ESP) can be changed in 5 levels by the remote controller.
2. The remote controller can be used to change turbo, H, M and L.
3. ESP: external static pressure.

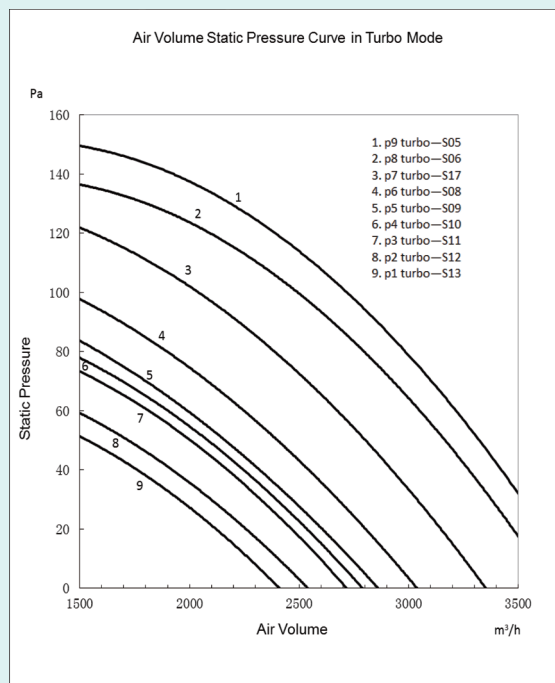
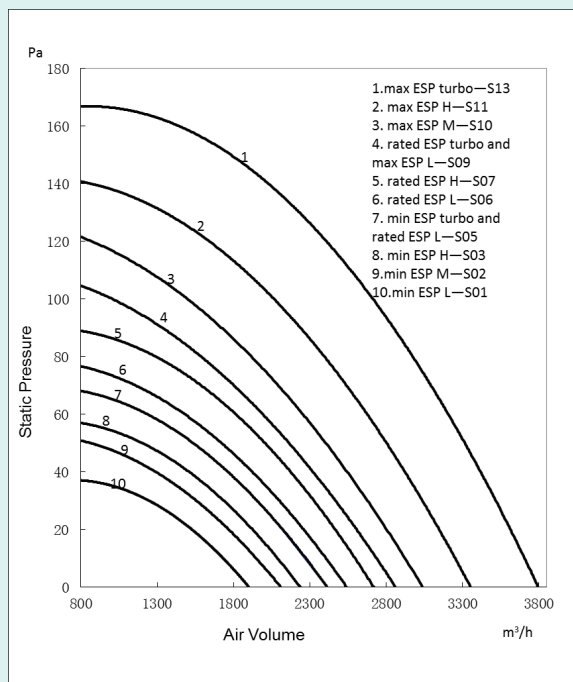
GUD100PH/A-T , GUD100PHS/A-T



1. The external static pressure (ESP) can be changed in 9 levels by the remote controller.
2. The remote controller can be used to change turbo, H, M and L.
3. ESP: external static pressure.

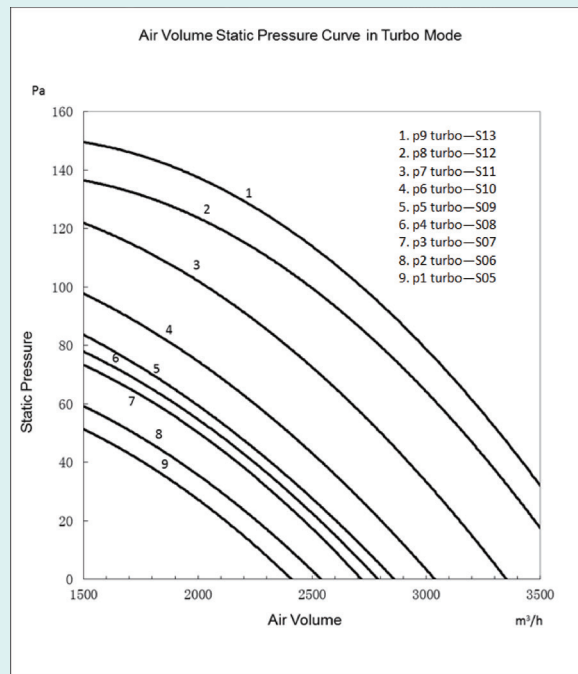
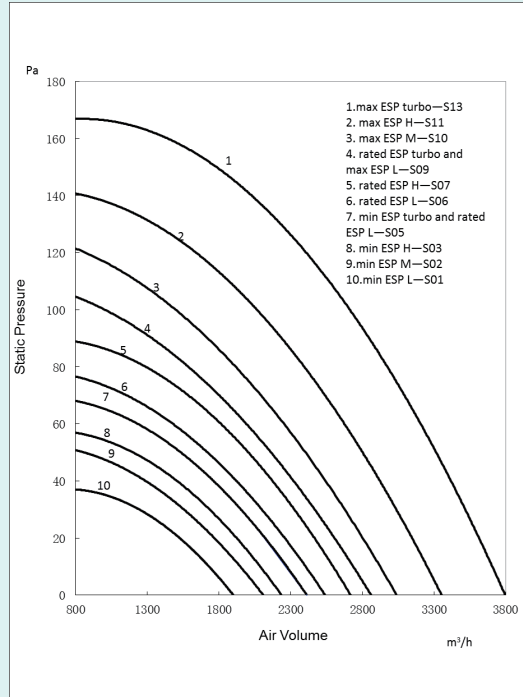
U-Match 5 SERIES AIR CONDITIONERS TSG

GUD125PH/A-T, GUD125PHS/A-T



1. The external static pressure (ESP) can be changed in 9 levels by the remote controller.
2. The remote controller can be used to change turbo, H, M and L.
3. ESP: external static pressure.

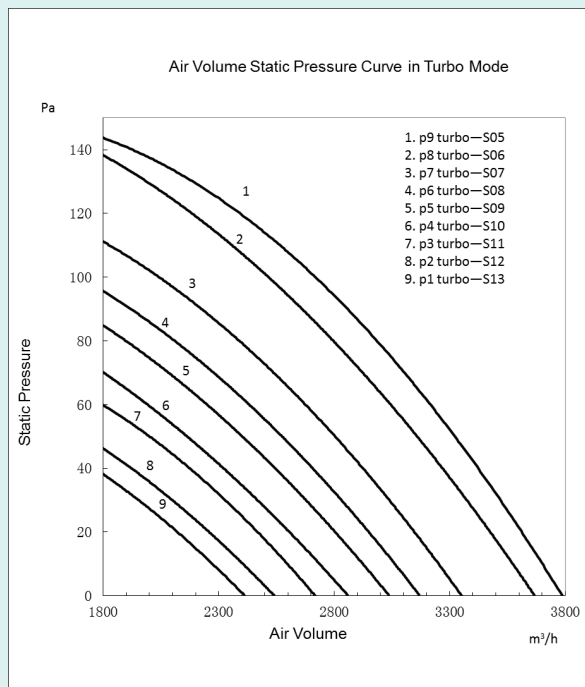
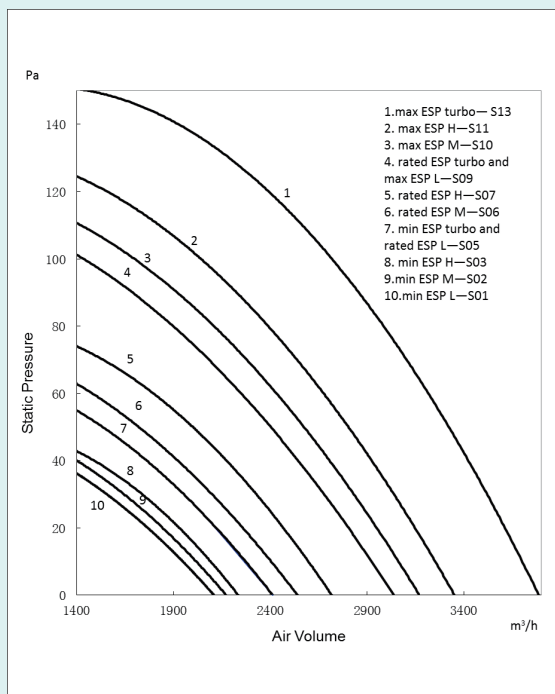
GUD140PH/A-T, GUD140PHS/A-T



- 1.The external static pressure (ESP) can be changed in 9 levels by the remote controller.
2. The remote controller can be used to change turbo, H, M and L.
3. ESP: external static pressure.

U-Match 5 SERIES AIR CONDITIONERS TSG

GUD160PH/A-T, GUD160PHS/A-T



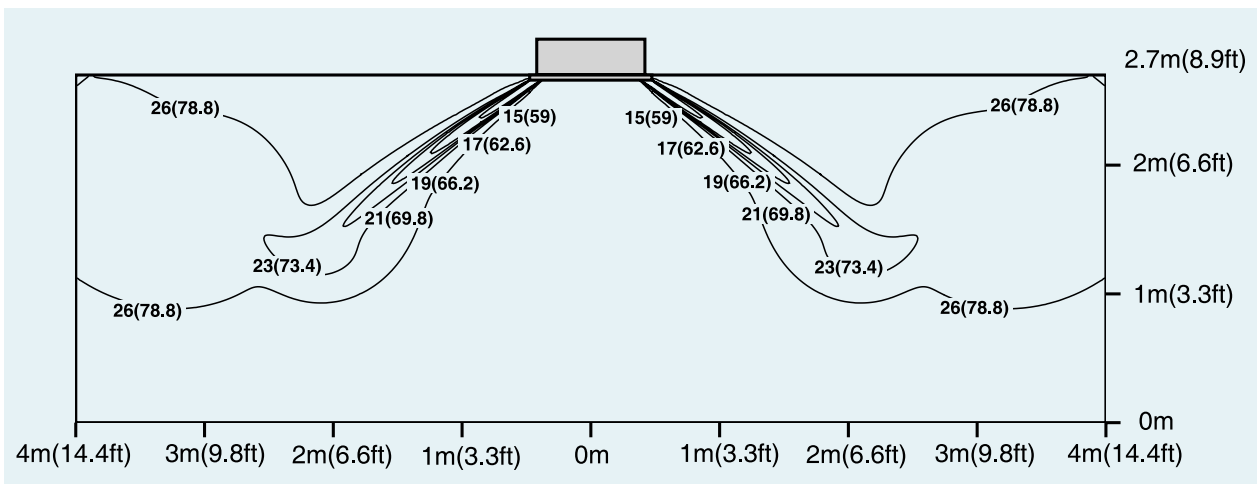
1. The external static pressure (ESP) can be changed in 9 levels by the remote controller.
2. The remote controller can be used to change turbo, H, M and L.
3. ESP: external static pressure.

8 AIRFLOW CHART

8.1 Cassette Type

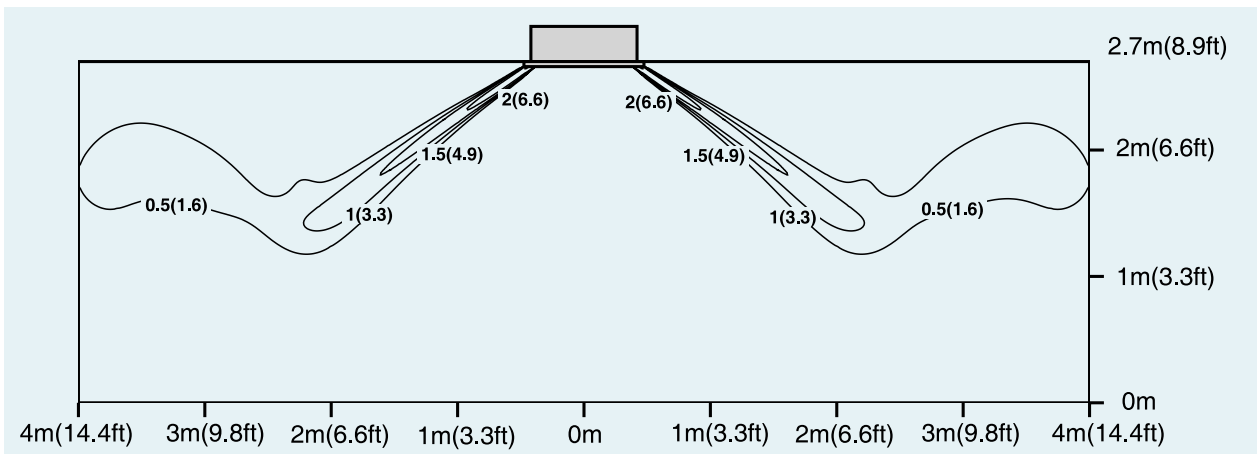
GUD35T/A-T; GUD50T/A-T
Cooling temperature

Unit: °C (°F)



Cooling velocity

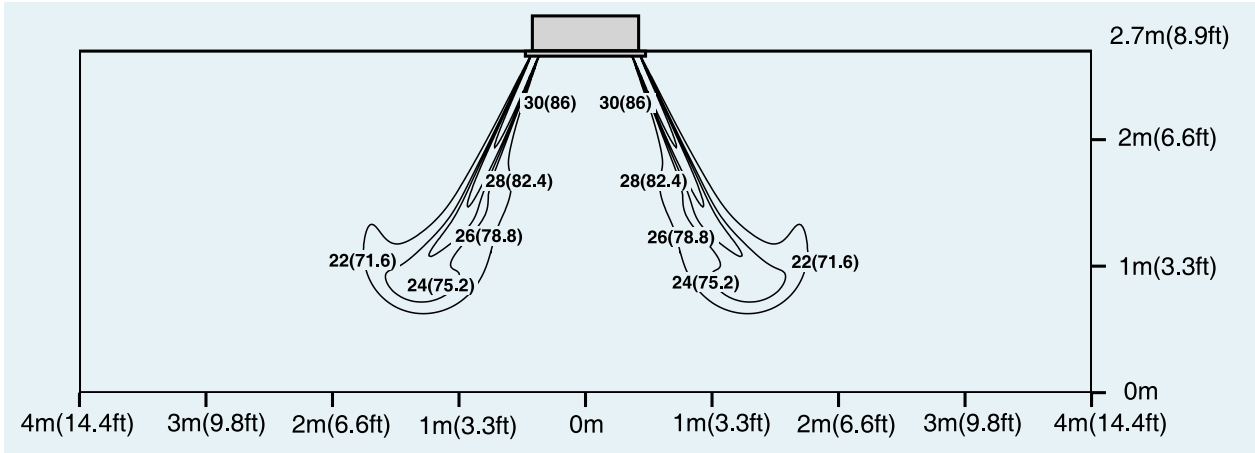
Unit: m/s (ft/s)



U-Match 5 SERIES AIR CONDITIONERS TSG

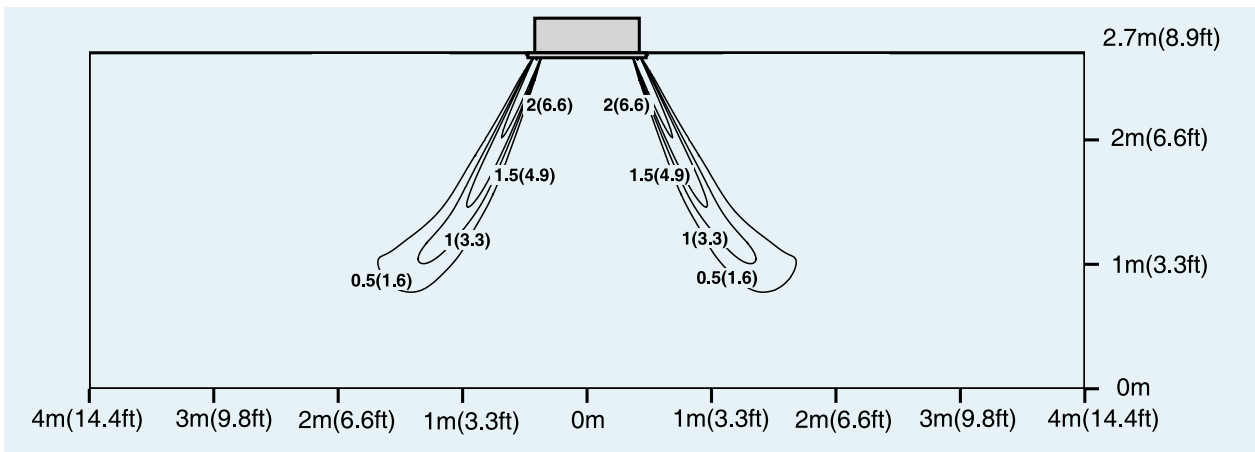
Heating temperature

Unit: °C (°F)



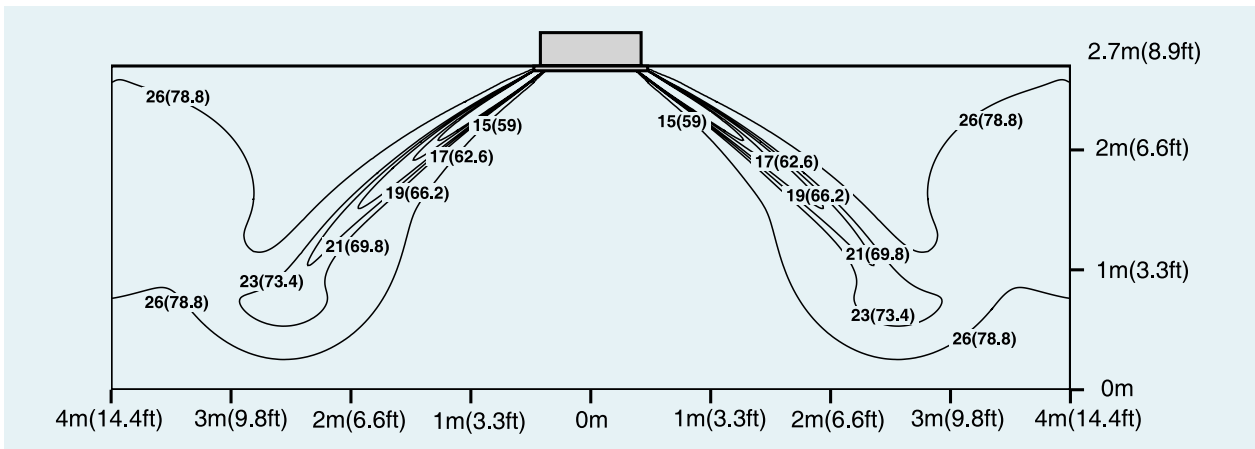
Heating velocity

Unit: m/s (ft/s)



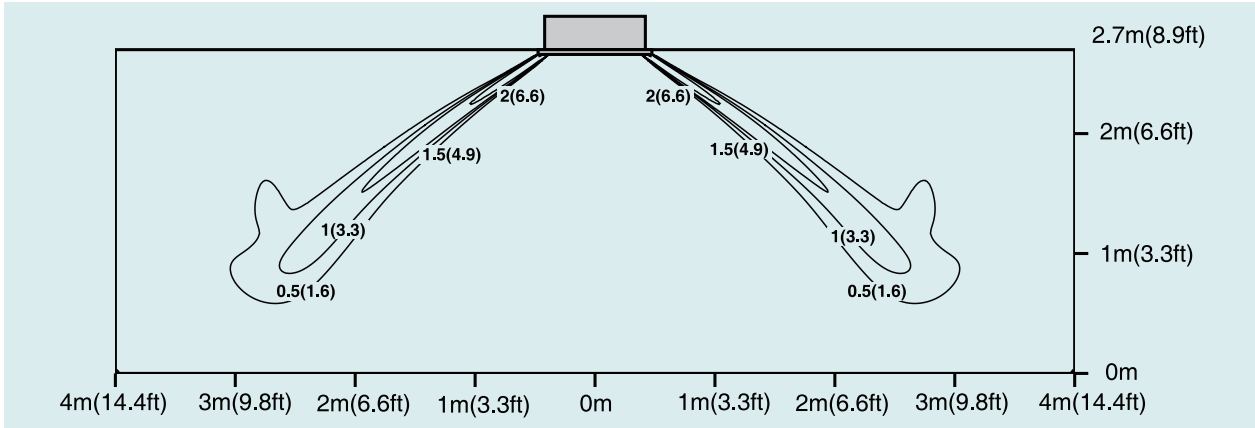
GUD71T/A-T; GUD85T/A-T
Cooling temperature

Unit: °C (°F)



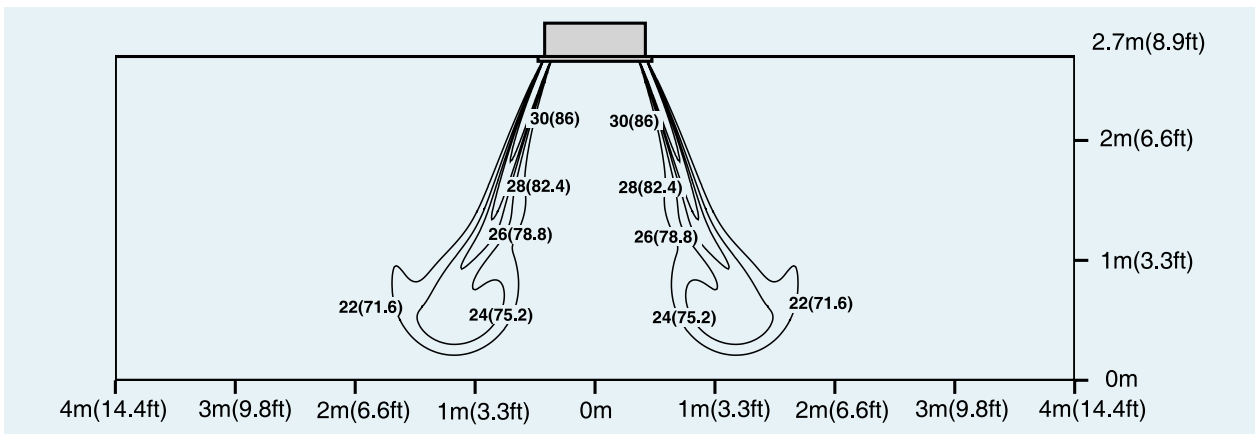
Cooling velocity

Unit: m/s (ft/s)



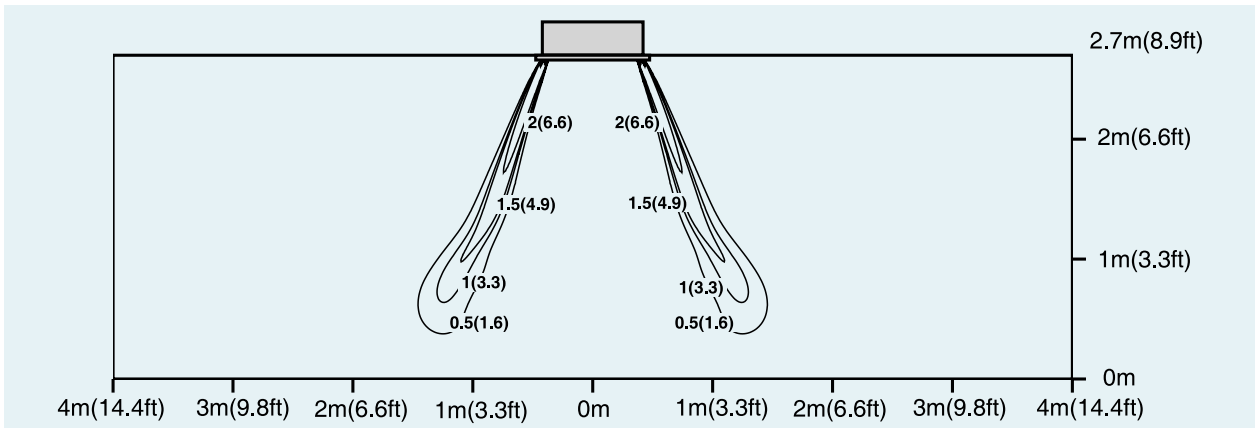
Heating temperature

Unit: °C (°F)



Heating velocity

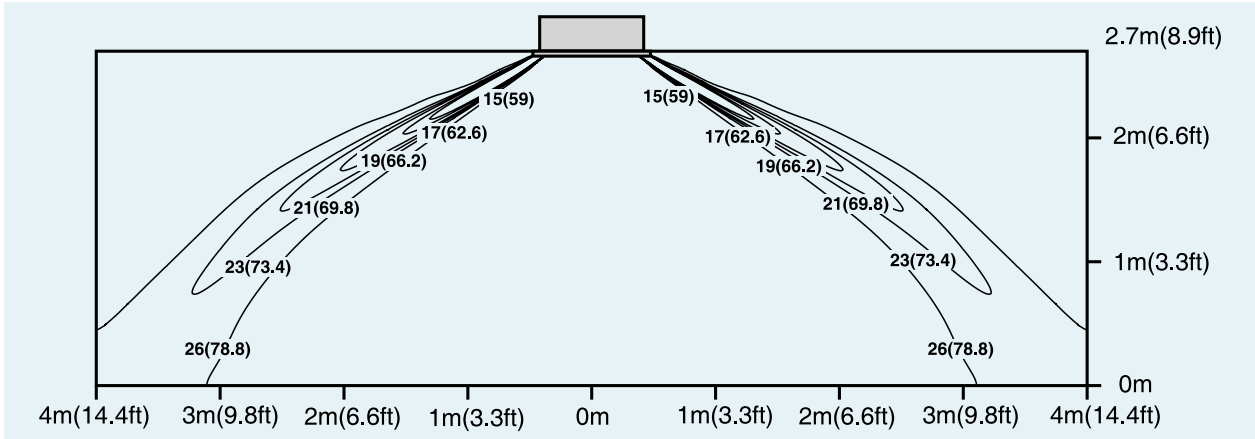
Unit: m/s (ft/s)



U-Match 5 SERIES AIR CONDITIONERS TSG

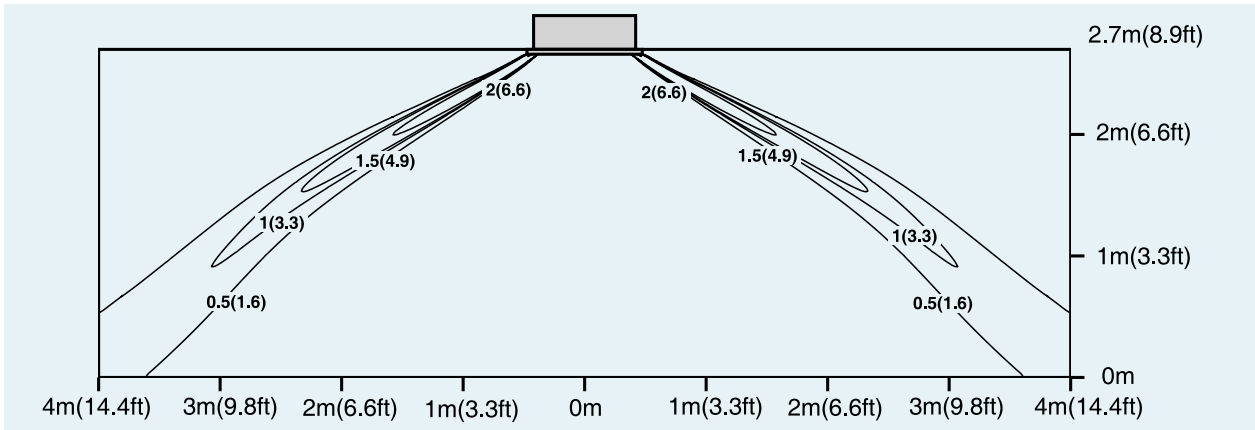
GUD100T/A-T
Cooling temperature

Unit: °C (°F)



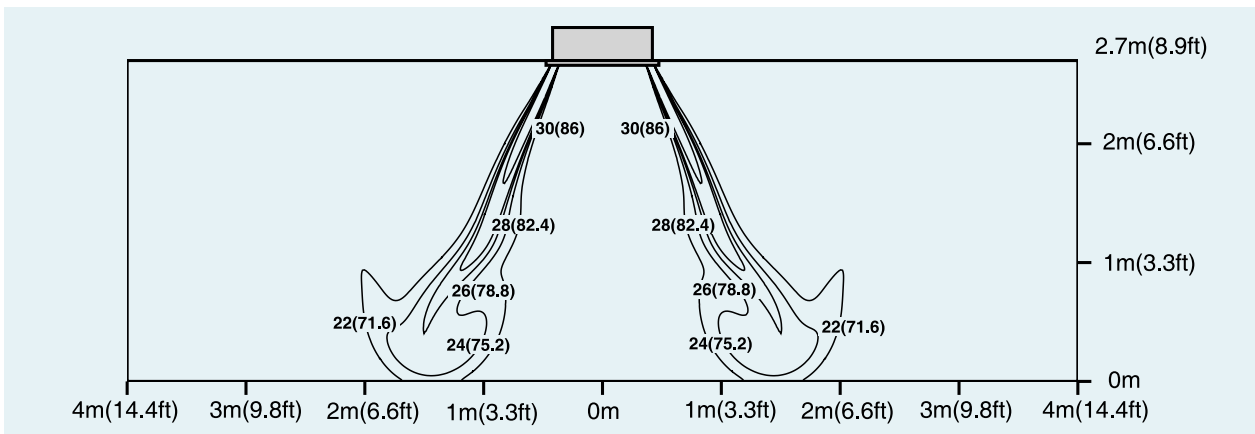
Cooling velocity

Unit: m/s (ft/s)



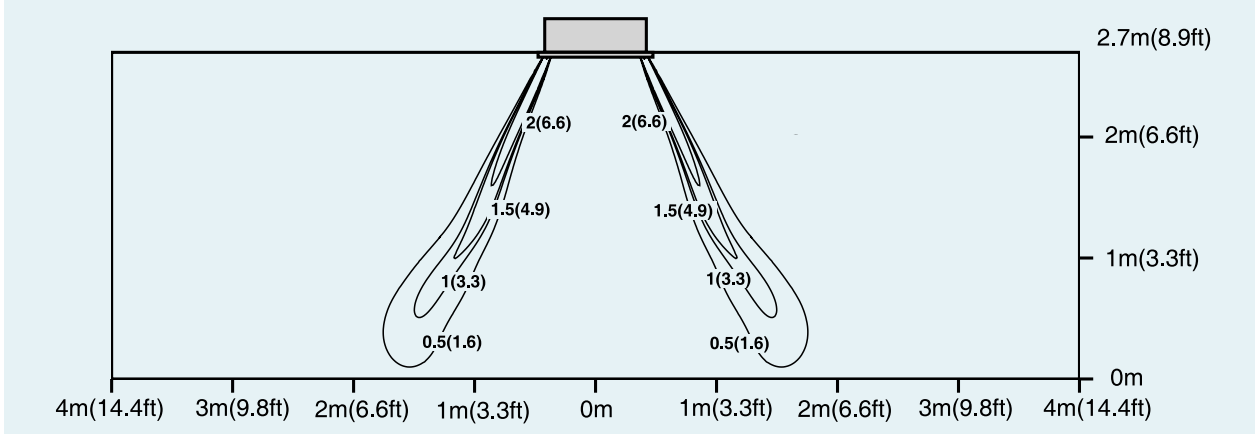
Heating temperature

Unit: °C (°F)



Heating velocity

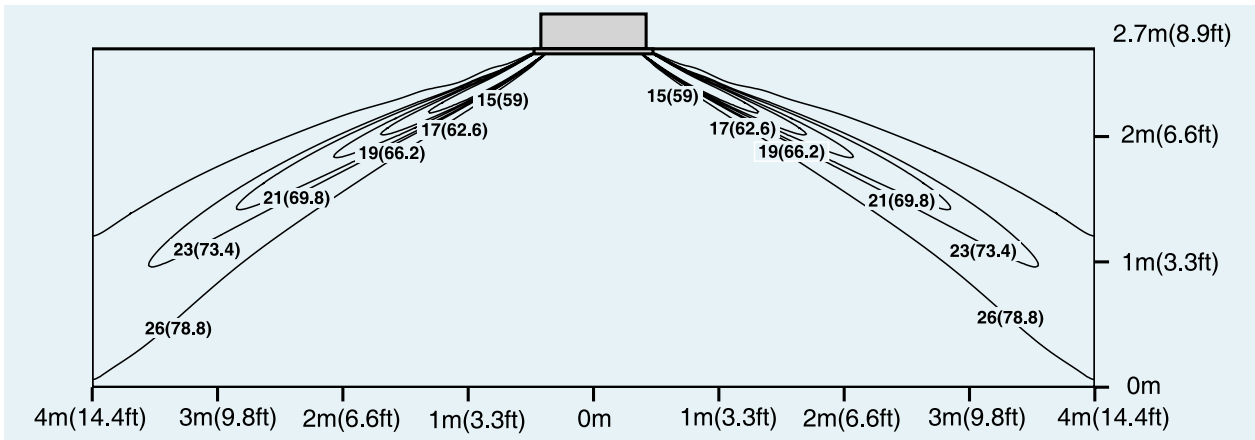
Unit: m/s (ft/s)



GUD125T/A-T; GUD140T/A-T

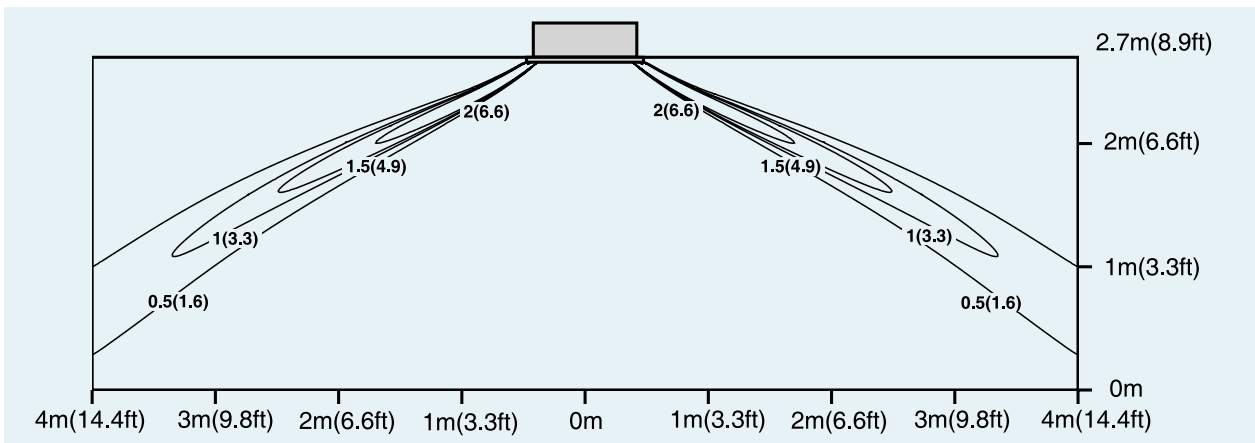
Cooling temperature

Unit: °C (°F)



Cooling velocity

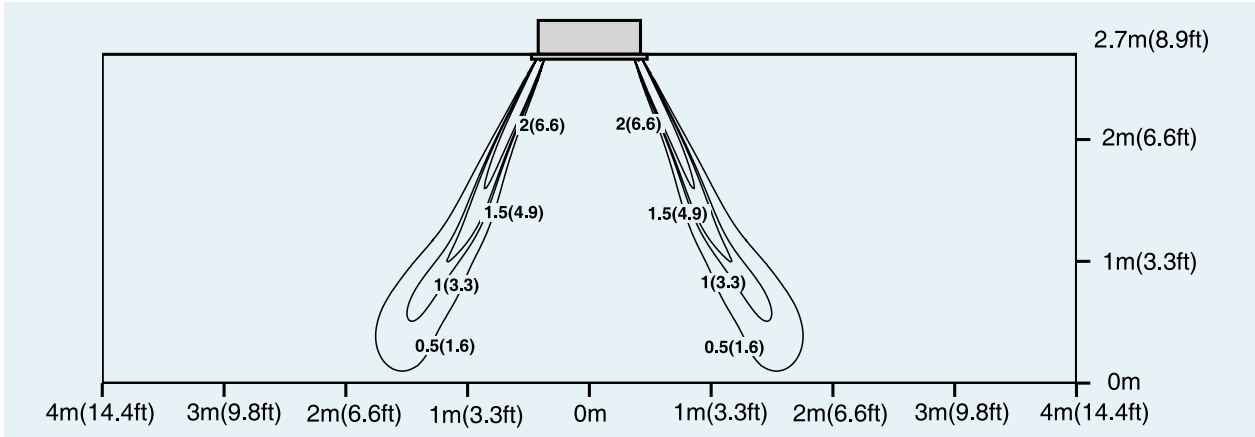
Unit: m/s (ft/s)



U-Match 5 SERIES AIR CONDITIONERS TSG

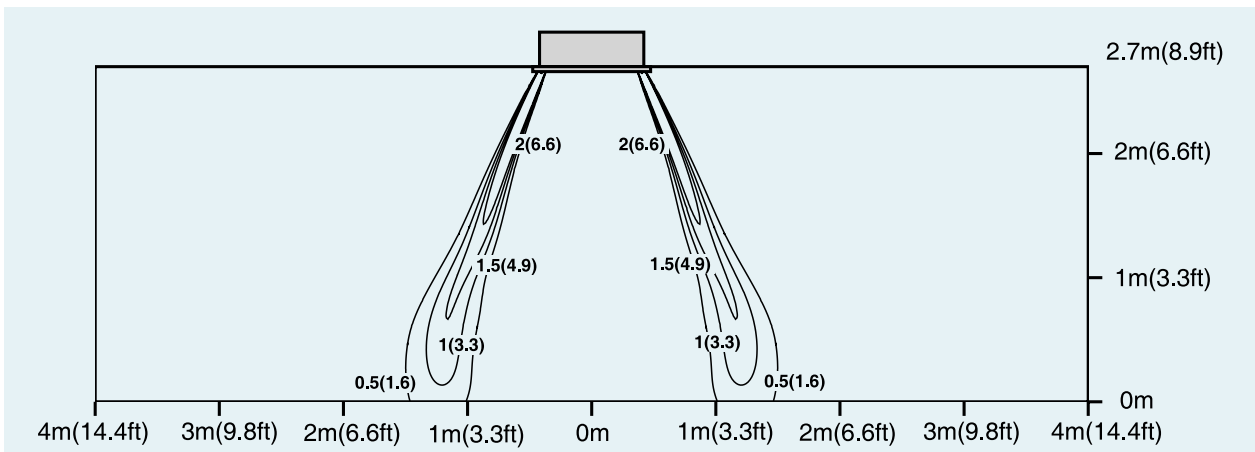
Heating temperature

Unit: °C (°F)



Heating velocity

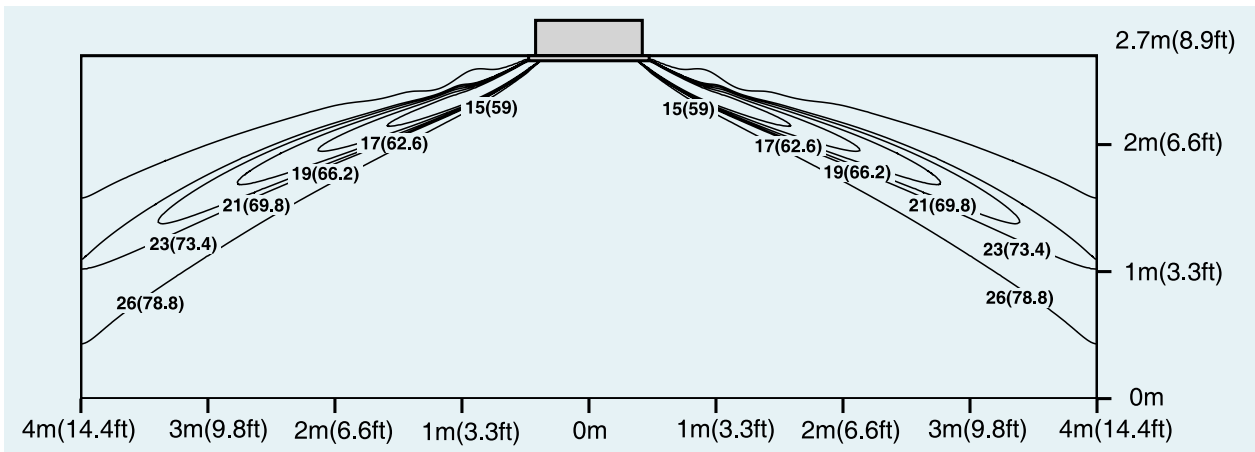
Unit: m/s (ft/s)



GUD160T/A-T

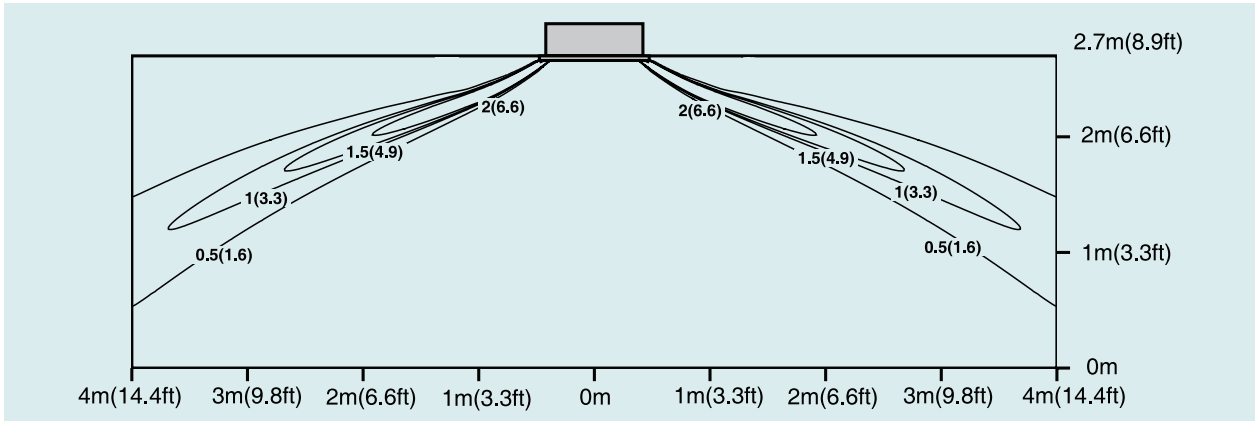
Cooling temperature

Unit: °C (°F)



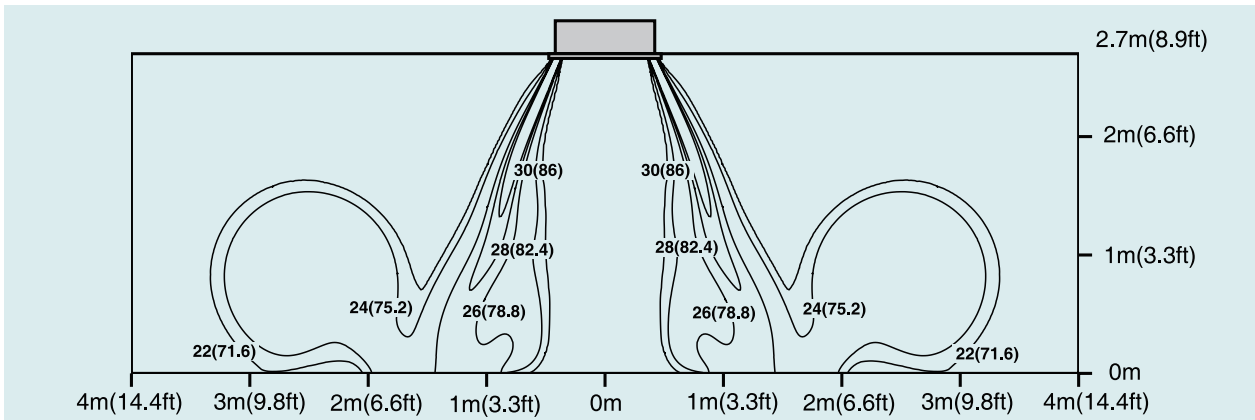
Cooling velocity

Unit: m/s (ft/s)



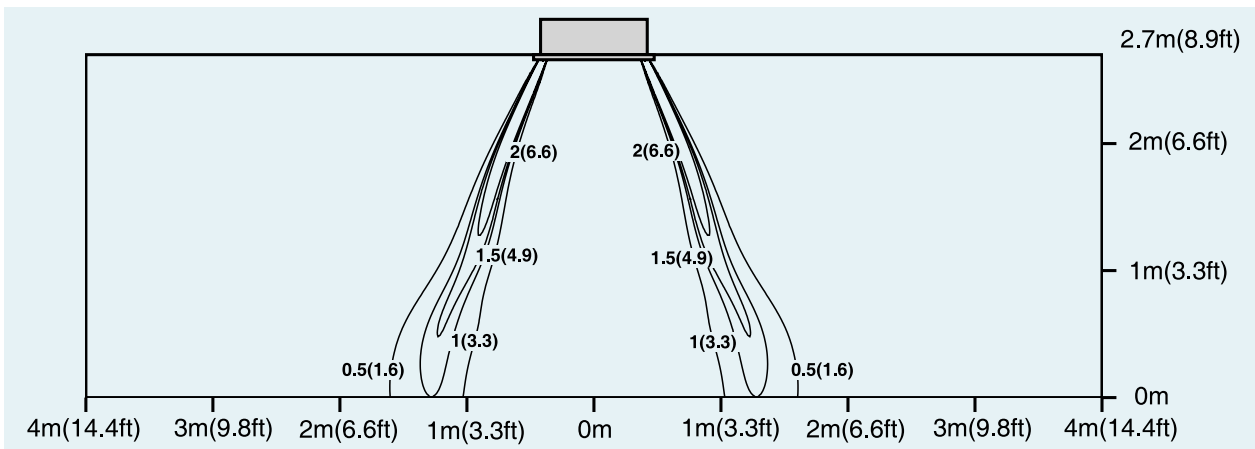
Heating temperature

Unit: °C (°F)



Heating velocity

Unit: m/s (ft/s)

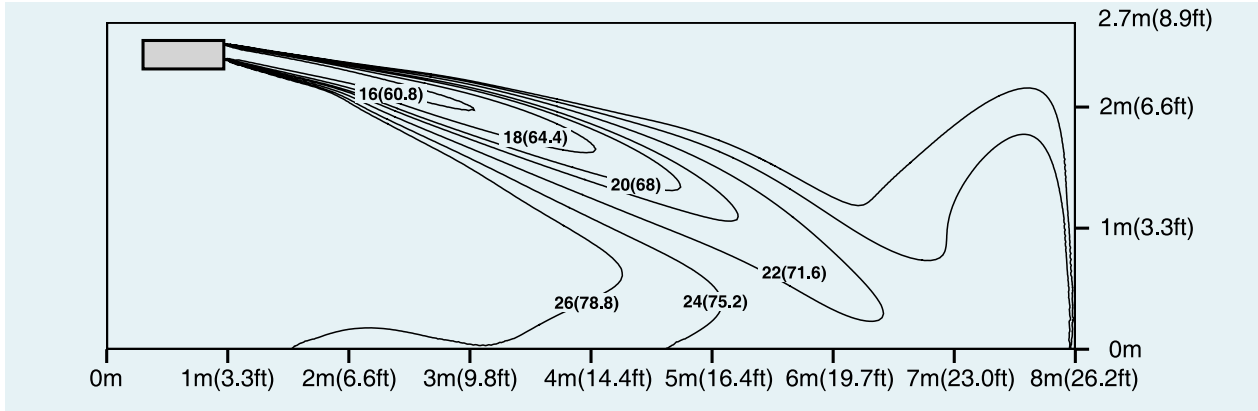


8.2 Floor Ceiling Type

U-Match 5 SERIES AIR CONDITIONERS TSG

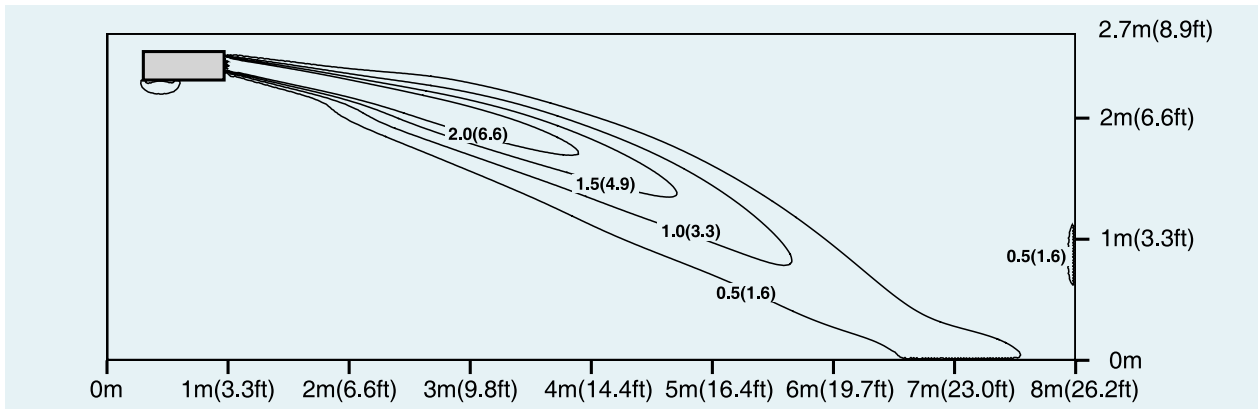
GUD35ZD/A-T
Cooling temperature

Unit: °C (°F)



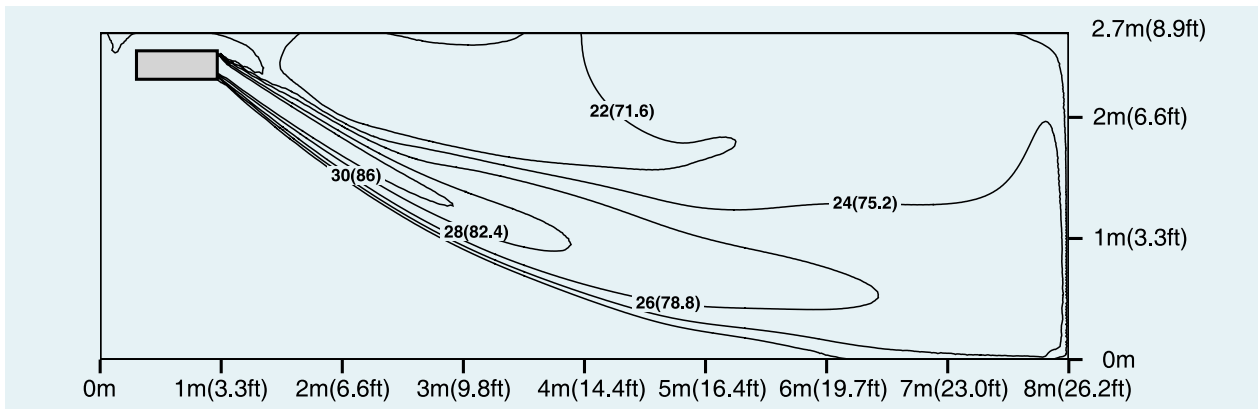
Cooling velocity

Unit: m/s (ft/s)



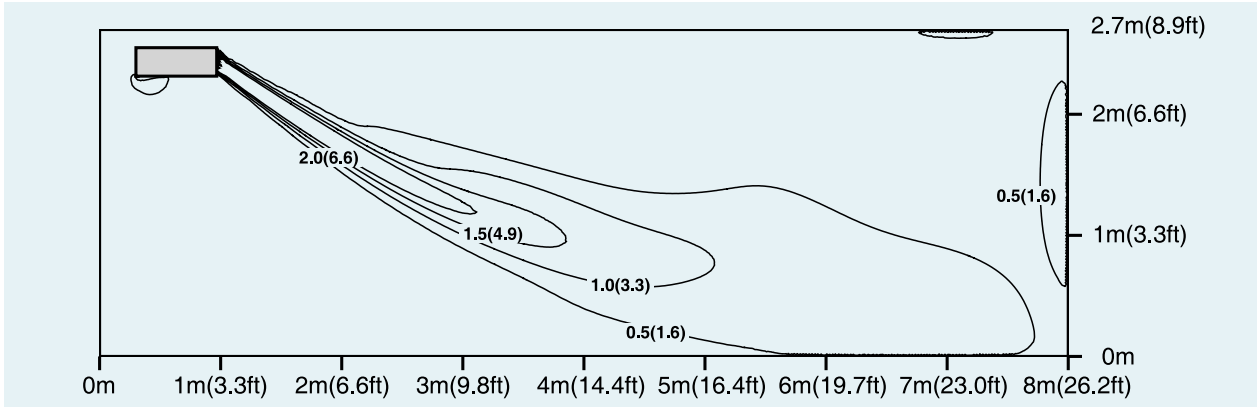
Heating temperature

Unit: °C (°F)



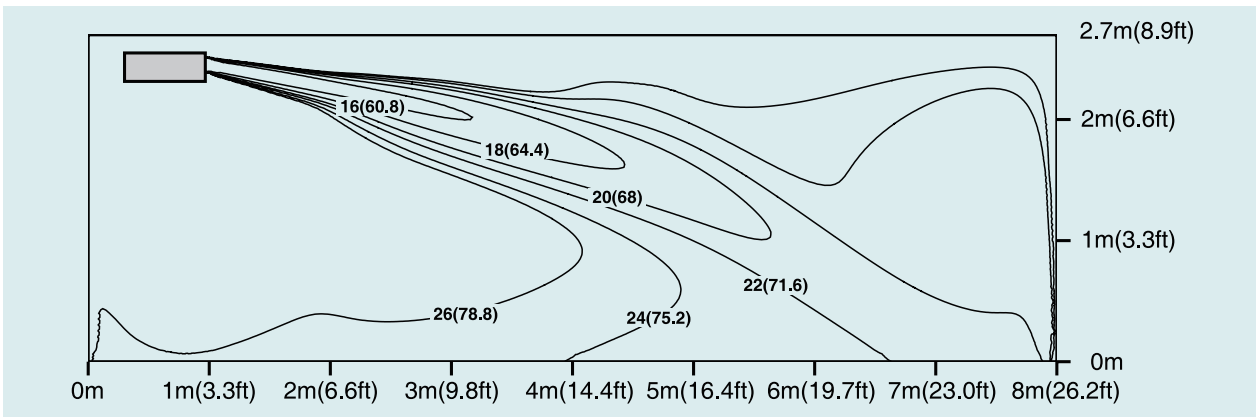
Heating velocity

Unit: m/s (ft/s)



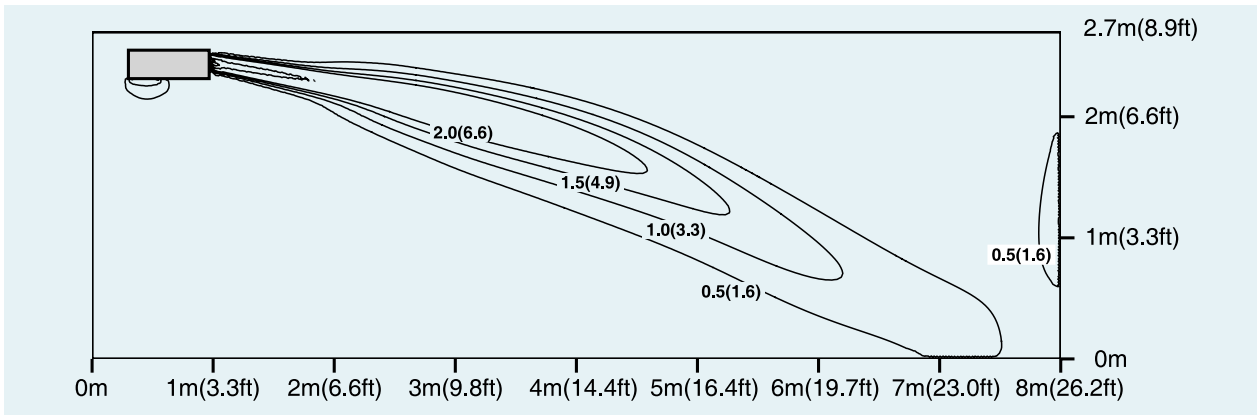
GUD50ZD/A-T
Cooling temperature

Unit: °C (°F)



Cooling velocity

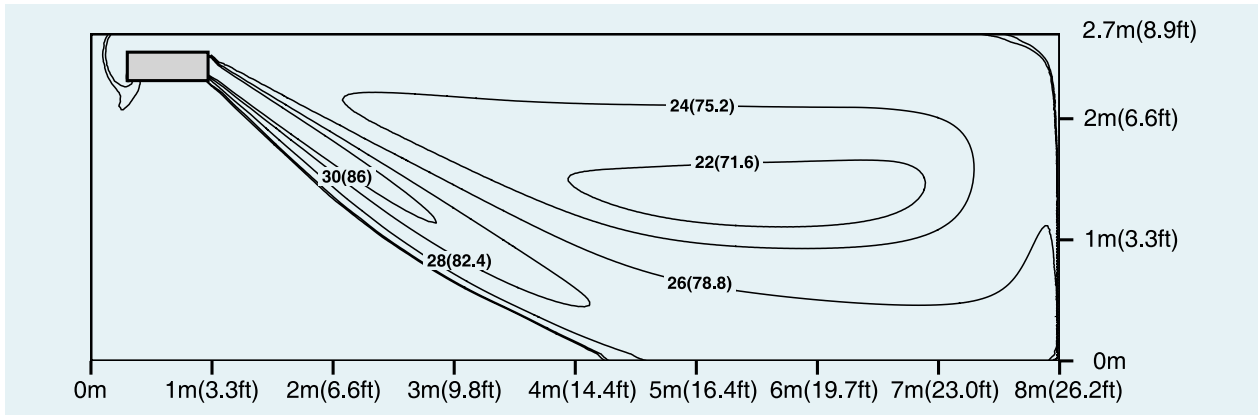
Unit: m/s (ft/s)



Heating temperature

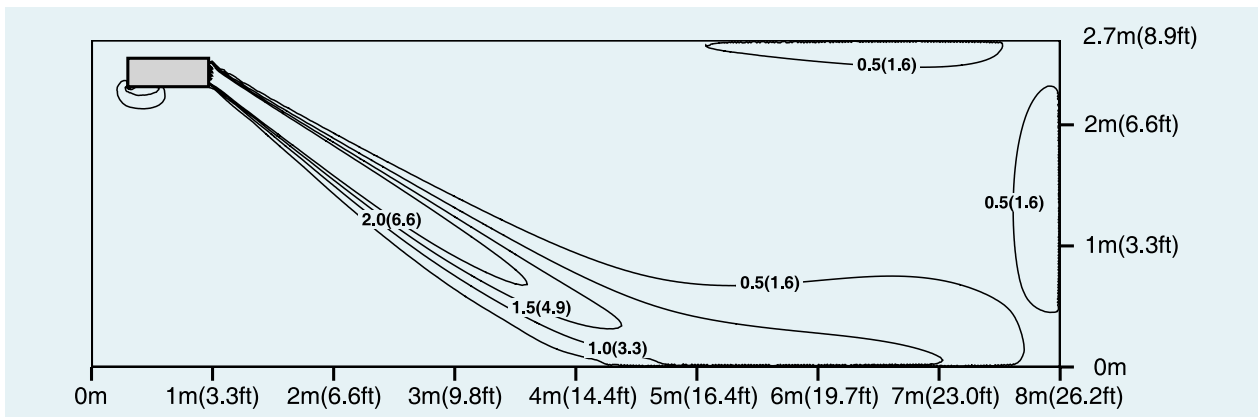
Unit: °C (°F)

U-Match 5 SERIES AIR CONDITIONERS TSG



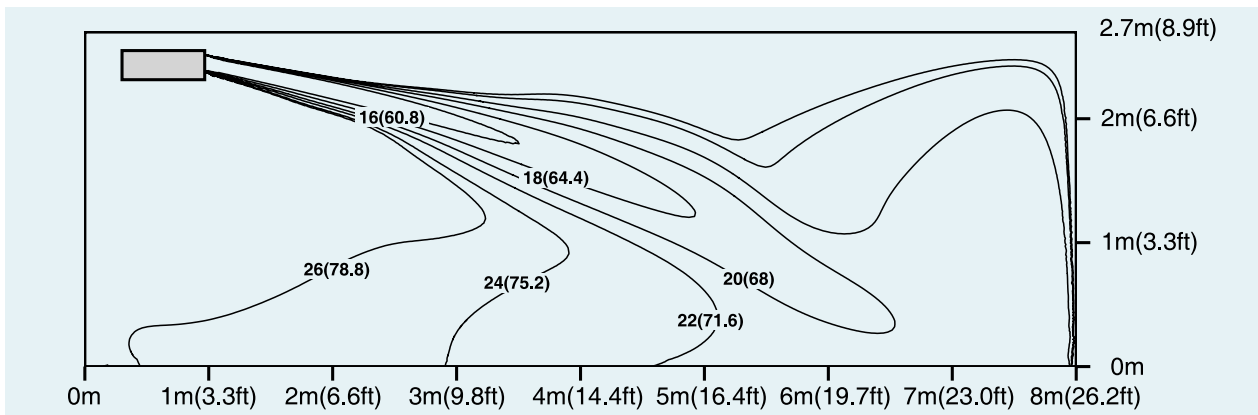
Heating velocity

Unit: m/s (ft/s)



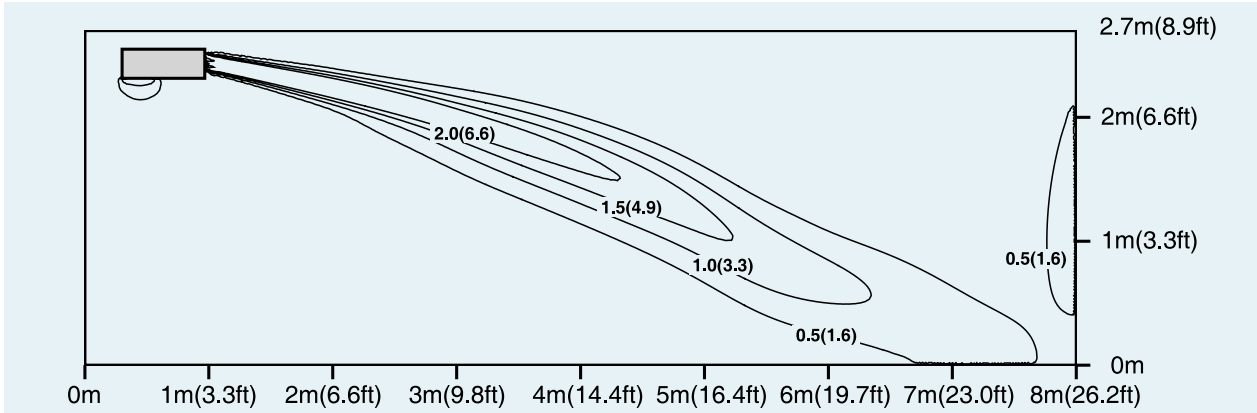
GUD71ZD/A-T; GUD85ZD/A-T
Cooling temperature

Unit: °C (°F)



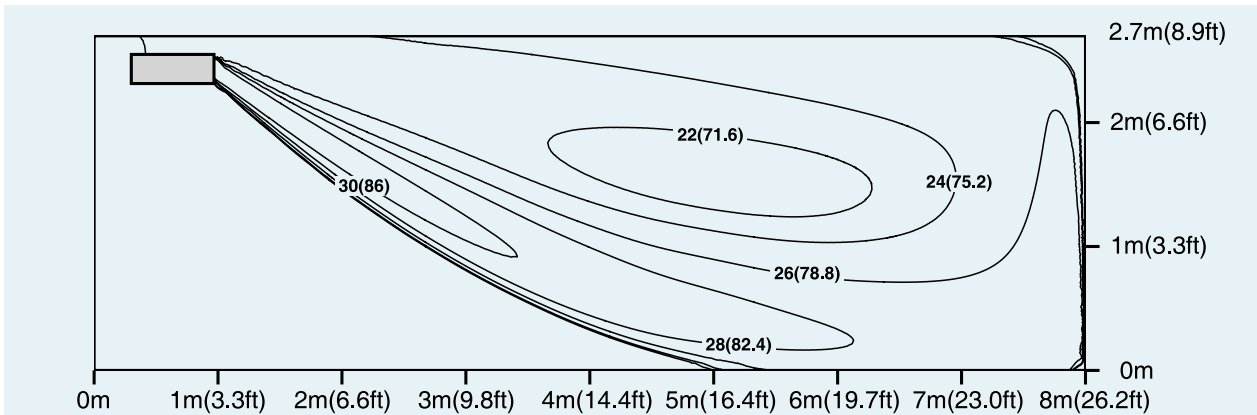
Cooling velocity

Unit: m/s (ft/s)



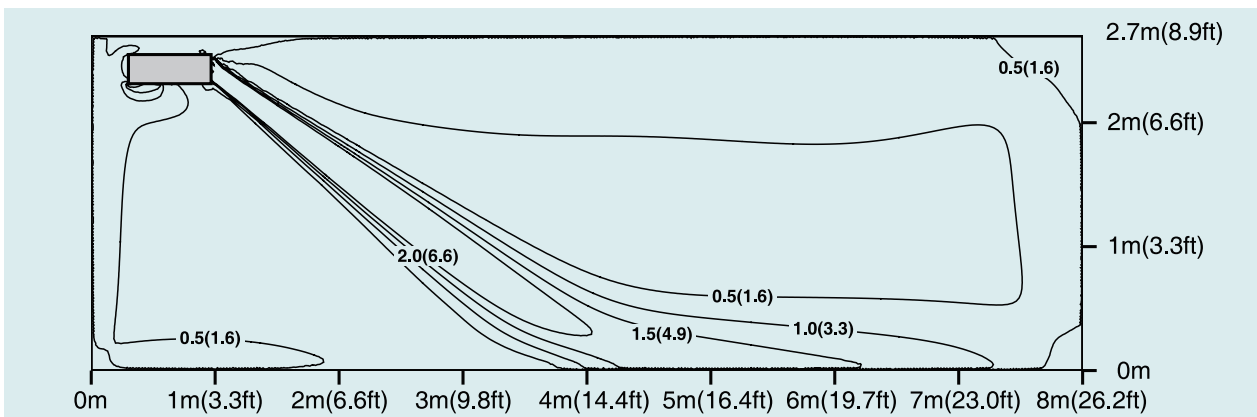
Heating temperature

Unit: °C (°F)



Heating velocity

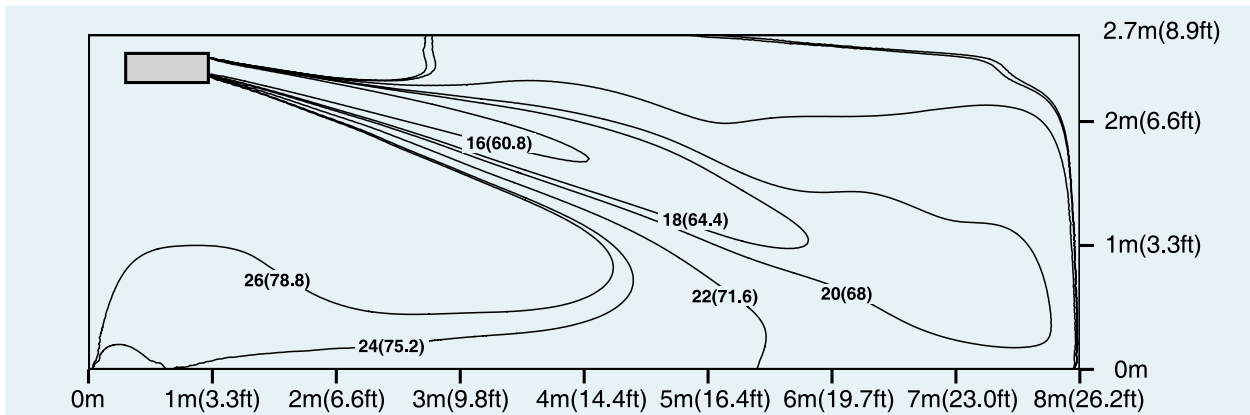
Unit: m/s (ft/s)



GUD100ZD/A-T
Cooling temperature


Unit: °C (°F)

U-Match 5 SERIES AIR CONDITIONERS TSG



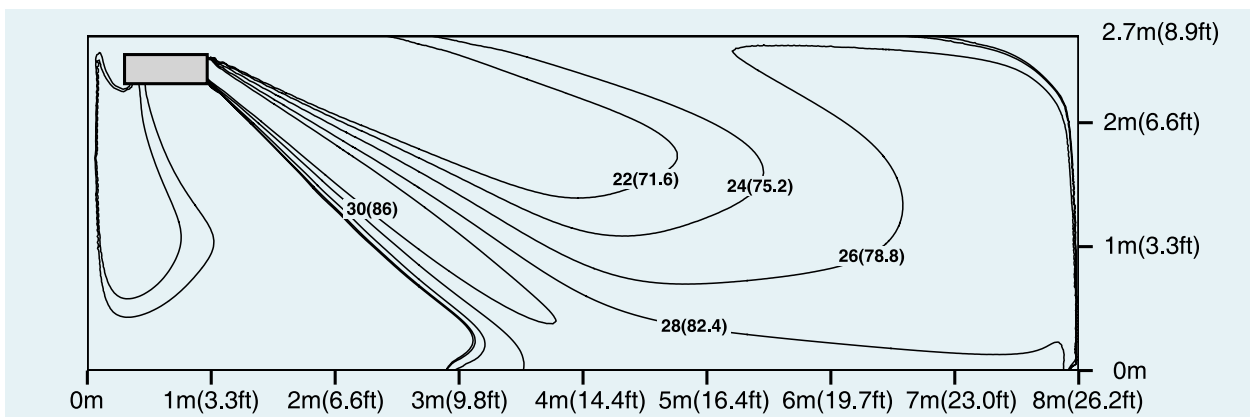
Cooling velocity

Unit: m/s (ft/s)



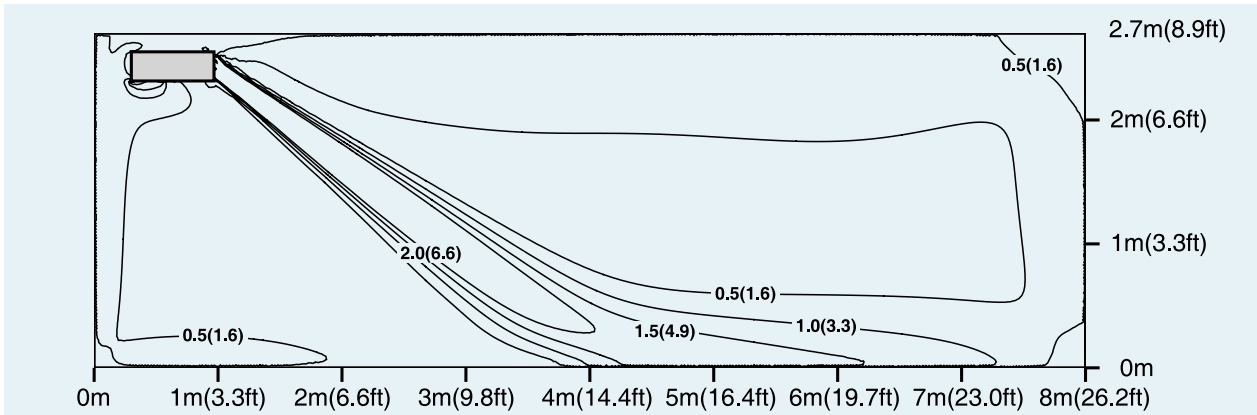
Heating temperature

Unit: °C (°F)



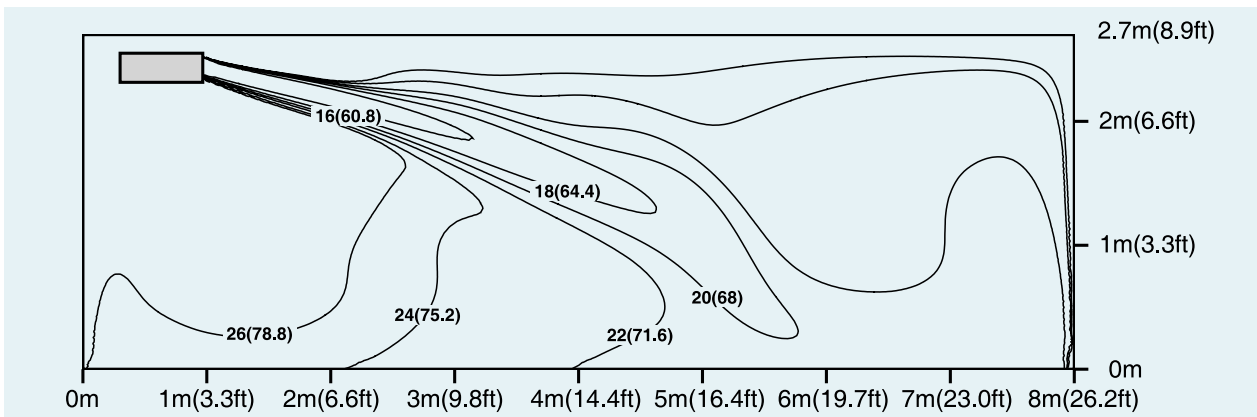
Heating velocity

Unit: m/s (ft/s)



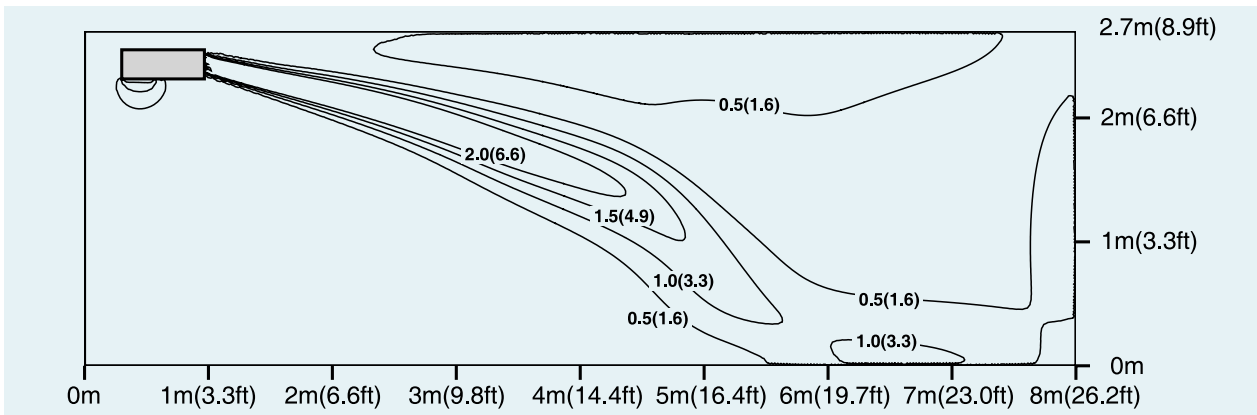
GUD125ZD/A-T
Cooling temperature

Unit: °C (°F)



Cooling velocity


Unit: m/s (ft/s)



Heating temperature

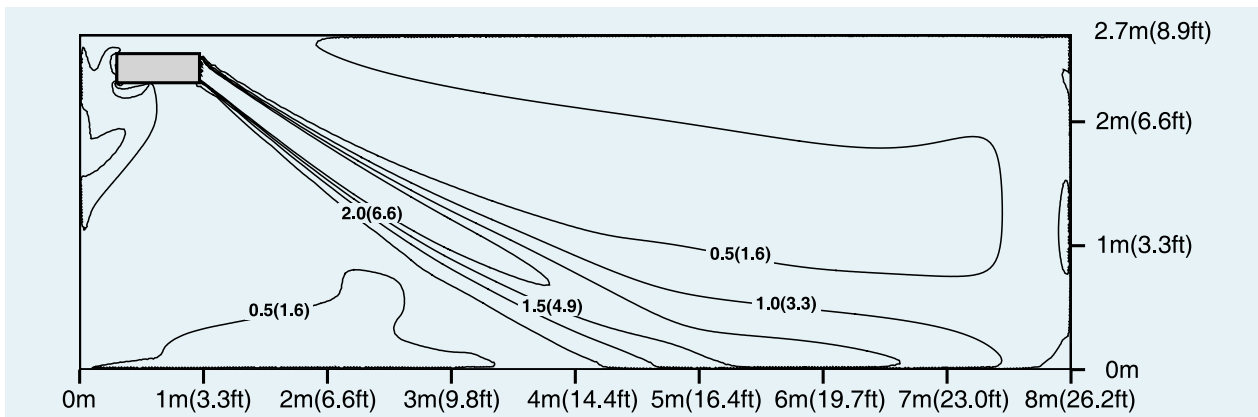
Unit: °C (°F)

U-Match 5 SERIES AIR CONDITIONERS TSG



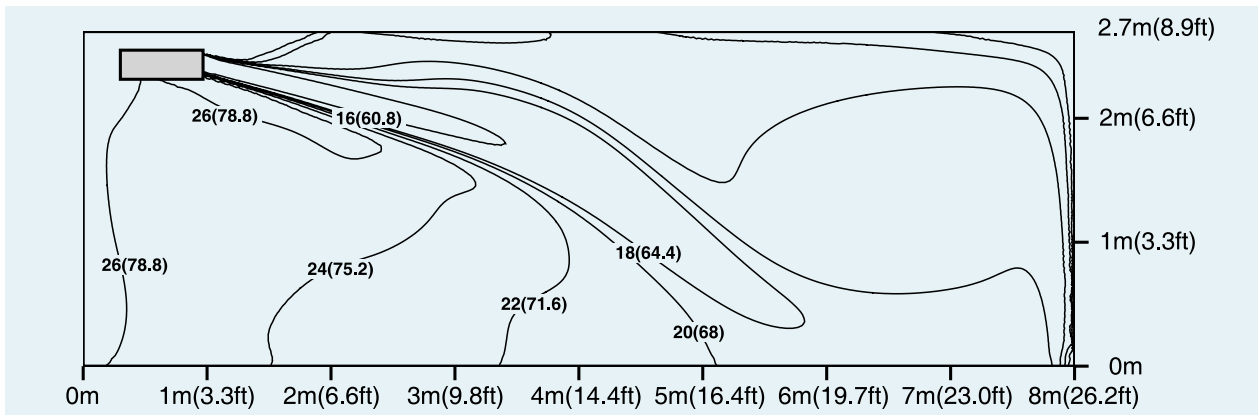
Heating velocity

Unit: m/s (ft/s)



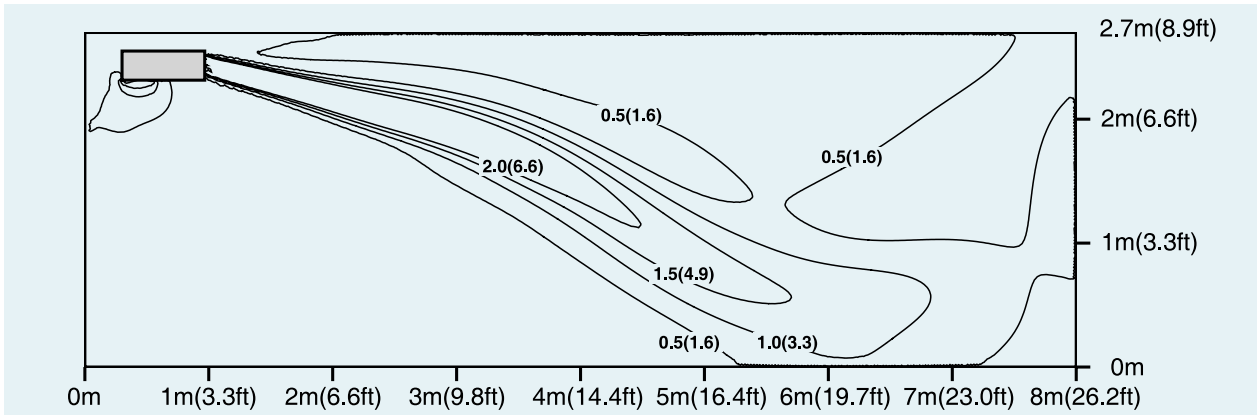
GUD160ZD/A-T
Cooling temperature

Unit: °C (°F)




Cooling velocity

Unit: m/s (ft/s)



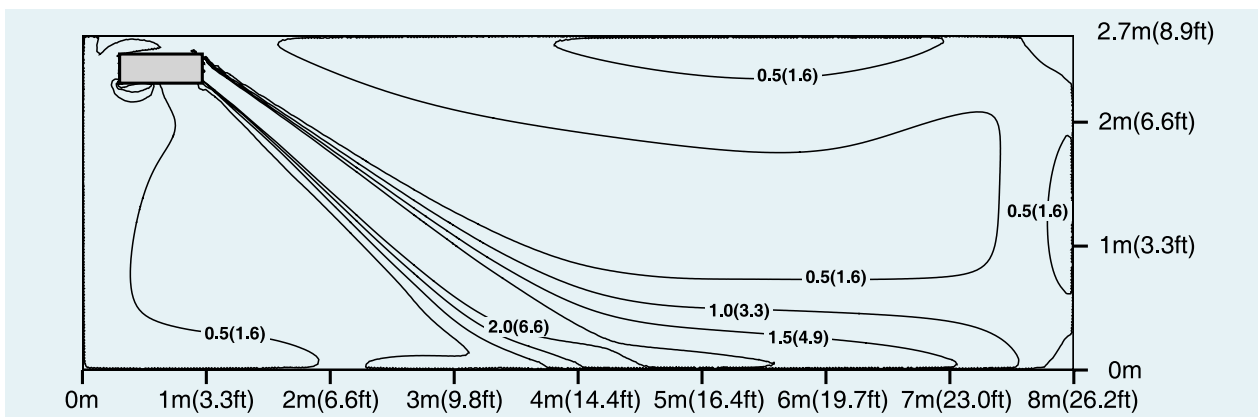
Heating temperature

Unit: °C (°F)



Heating velocity

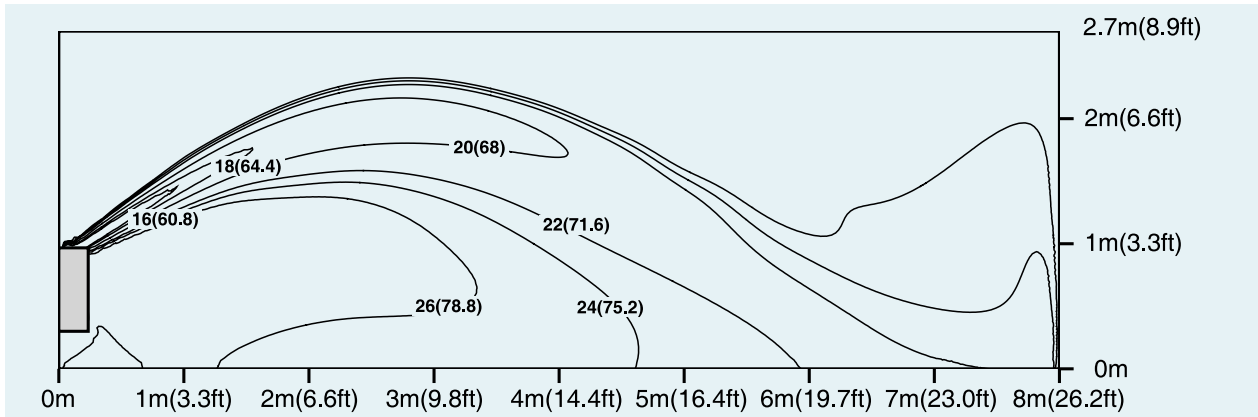
Unit: m/s (ft/s)



GUD35ZD/A-T
Cooling temperature

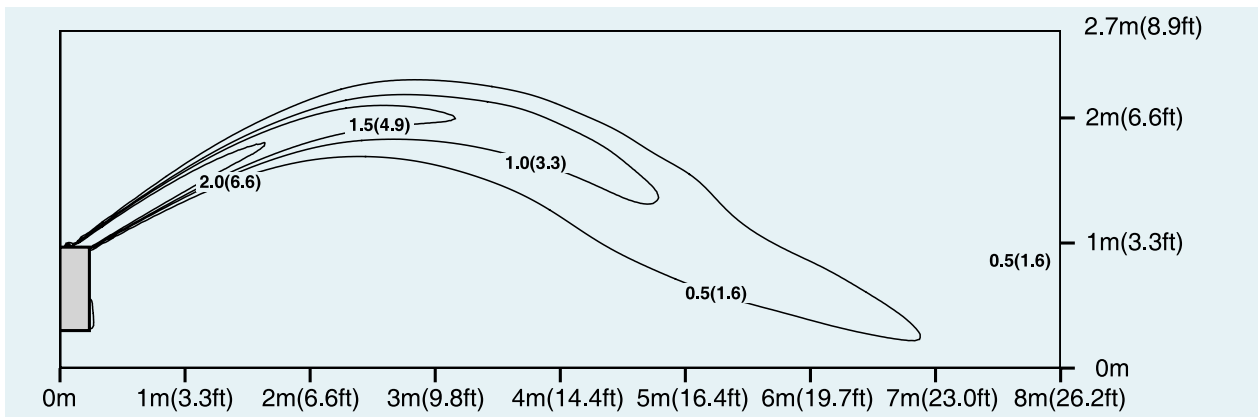
Unit: °C (°F)

U-Match 5 SERIES AIR CONDITIONERS TSG



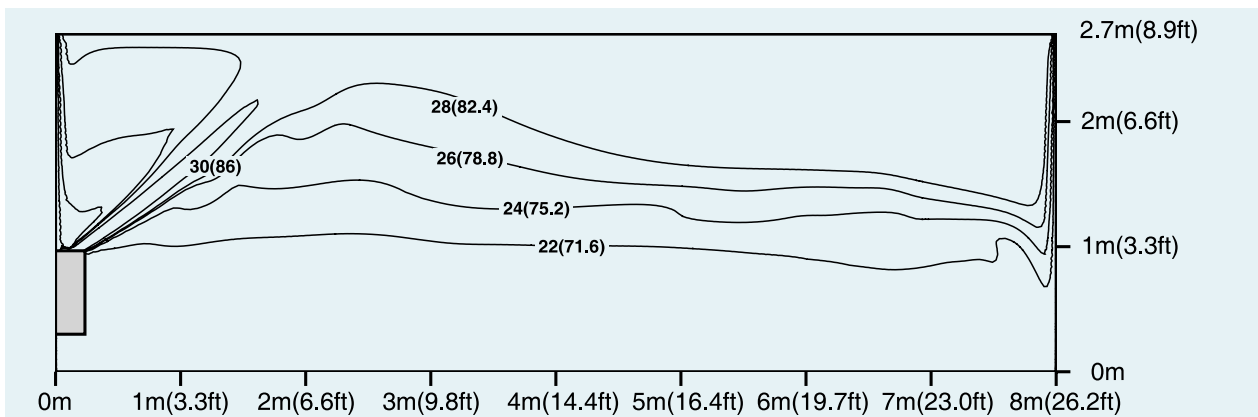
Cooling velocity

Unit: m/s (ft/s)



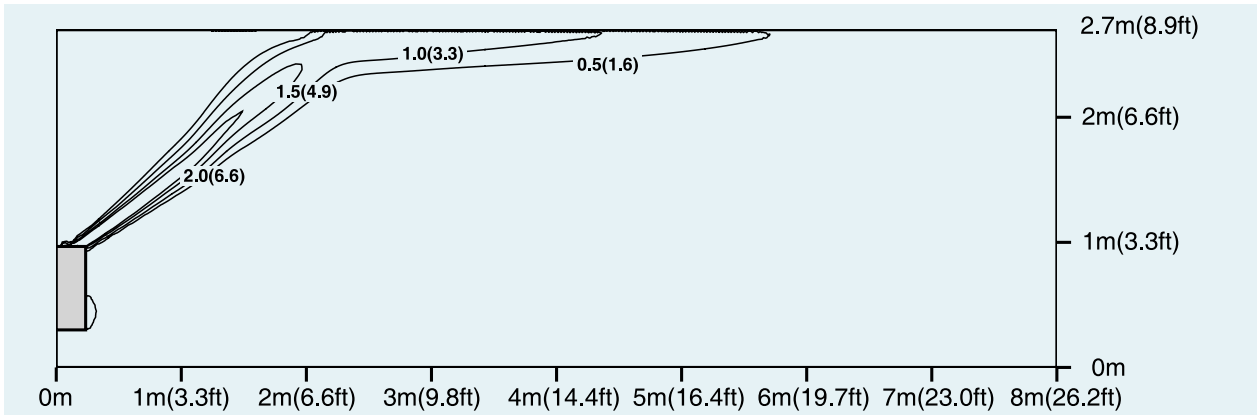
Heating temperature

Unit: °C (°F)




Heating velocity

Unit: m/s (ft/s)



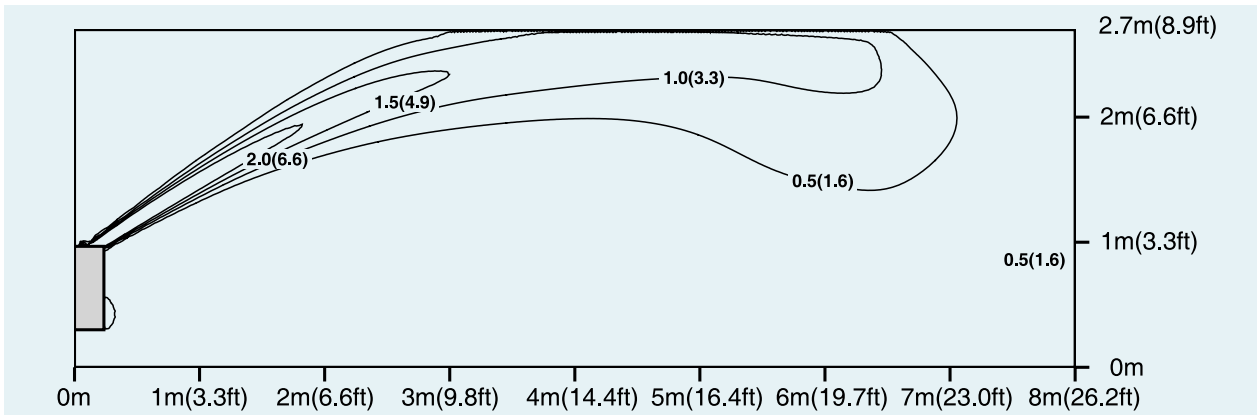
GUD50ZD/A-T
Cooling temperature

Unit: °C (°F)



Cooling velocity

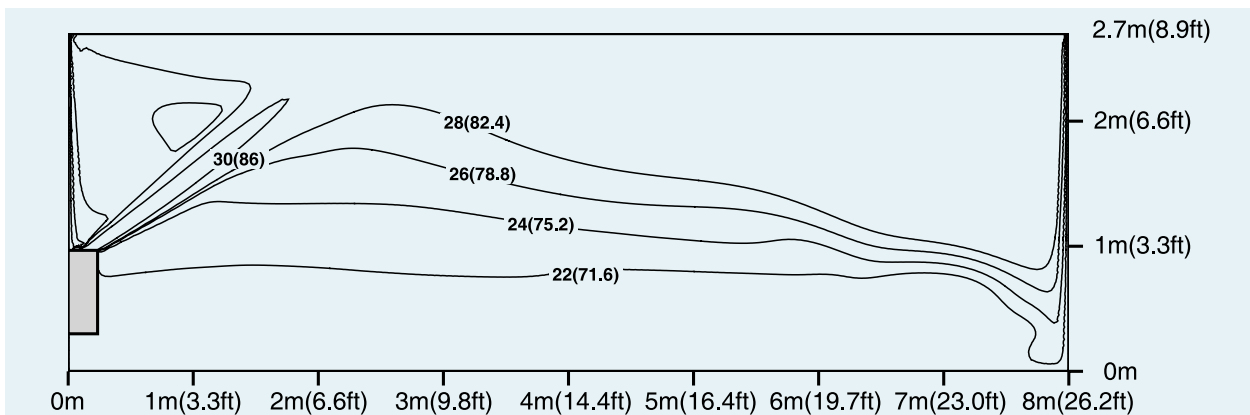
Unit: m/s (ft/s)



Heating temperature

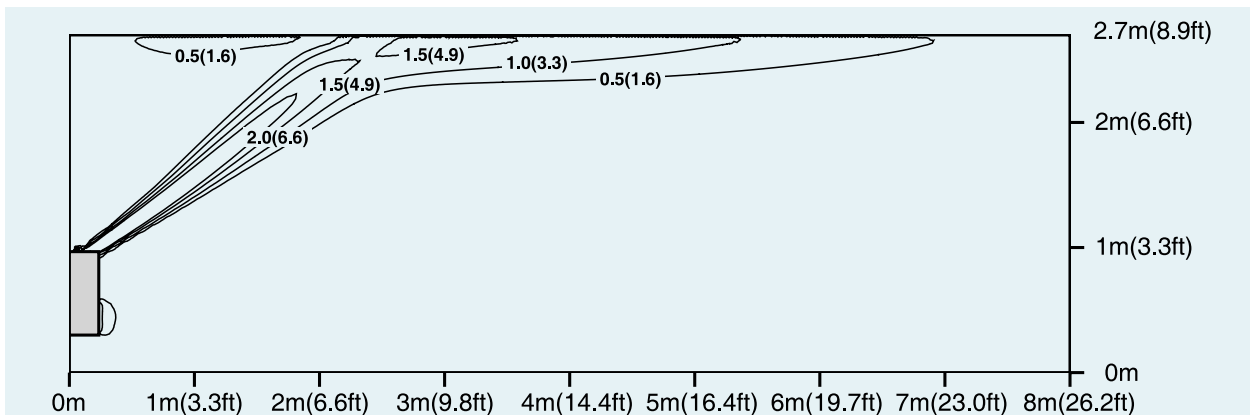
Unit: °C (°F)

U-Match 5 SERIES AIR CONDITIONERS TSG



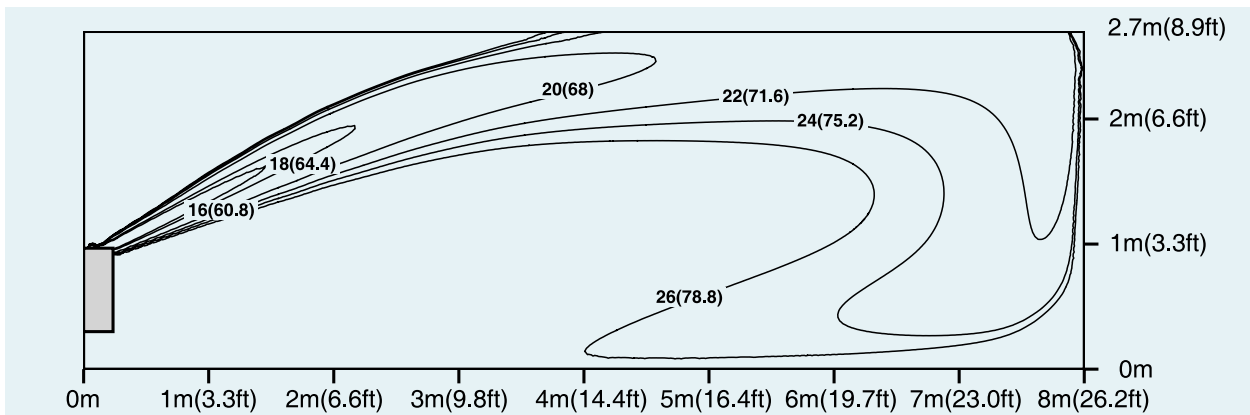
Heating velocity

Unit: m/s (ft/s)



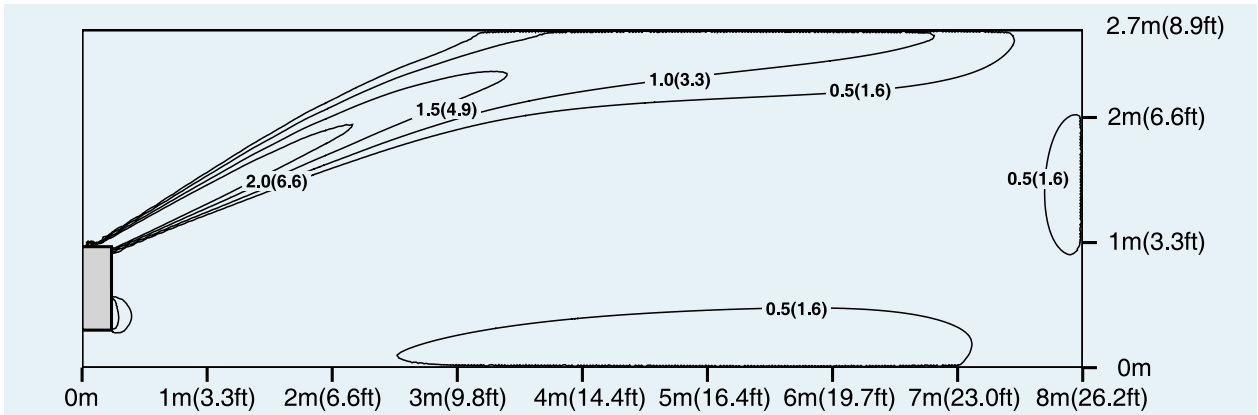
GUD71ZD/A-T, GUD85ZD/A-T
Cooling temperature

Unit: °C (°F)



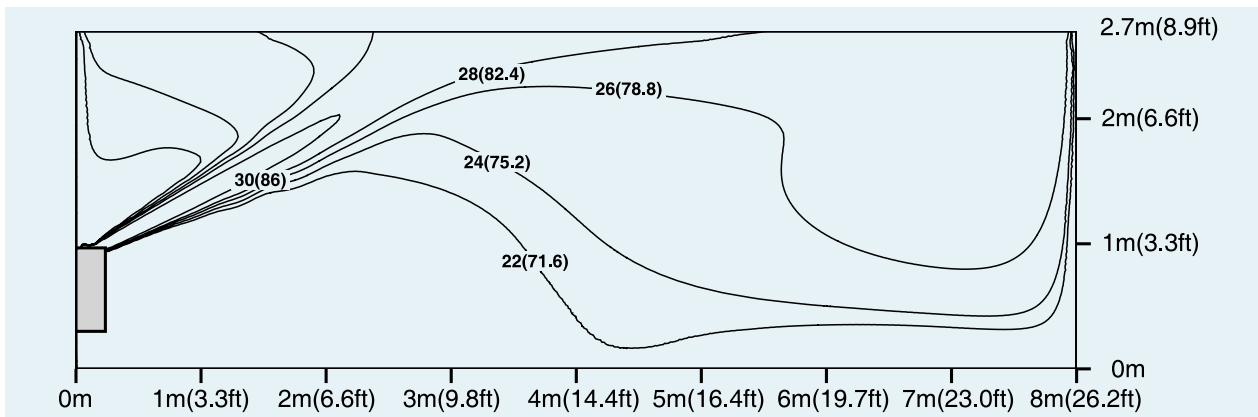
Cooling velocity

Unit: m/s (ft/s)



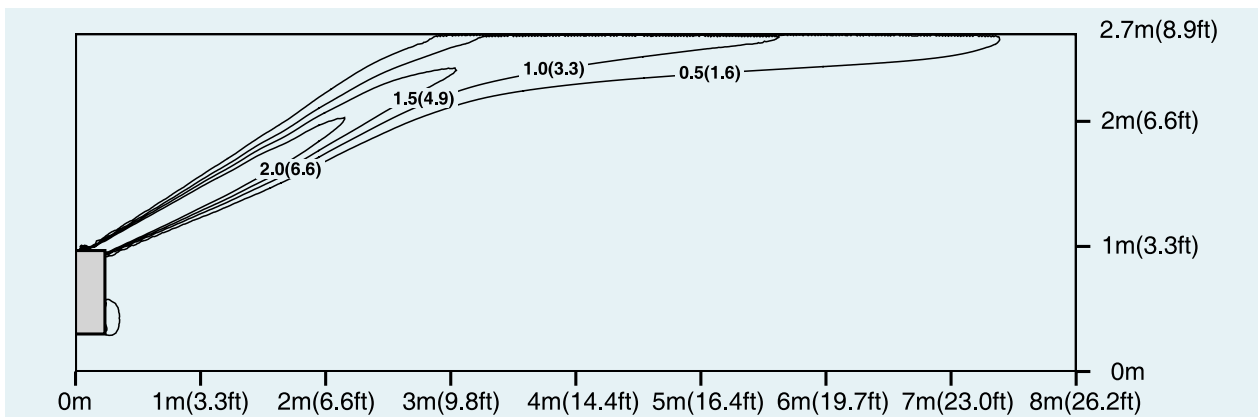
Heating temperature

Unit: °C (°F)



Heating velocity

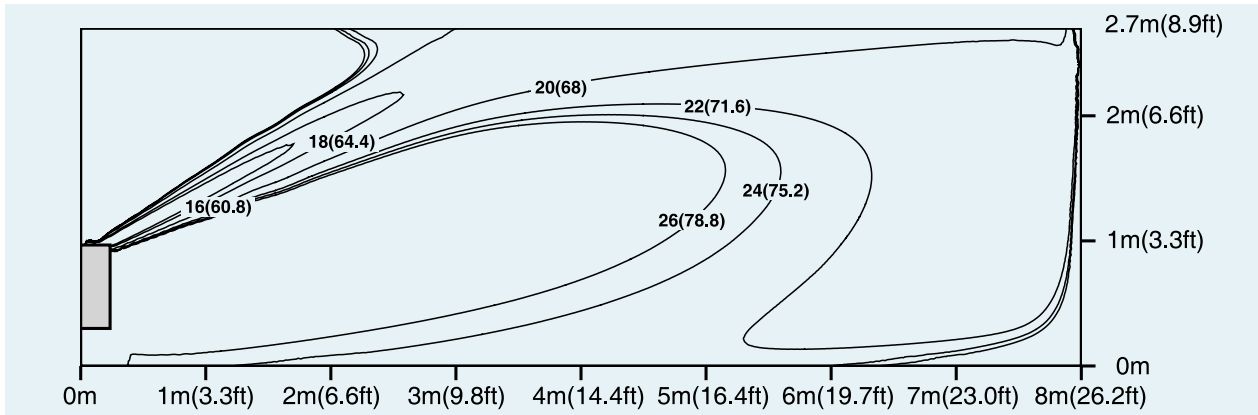
Unit: m/s (ft/s)



GUD100ZD/A-T
Cooling temperature

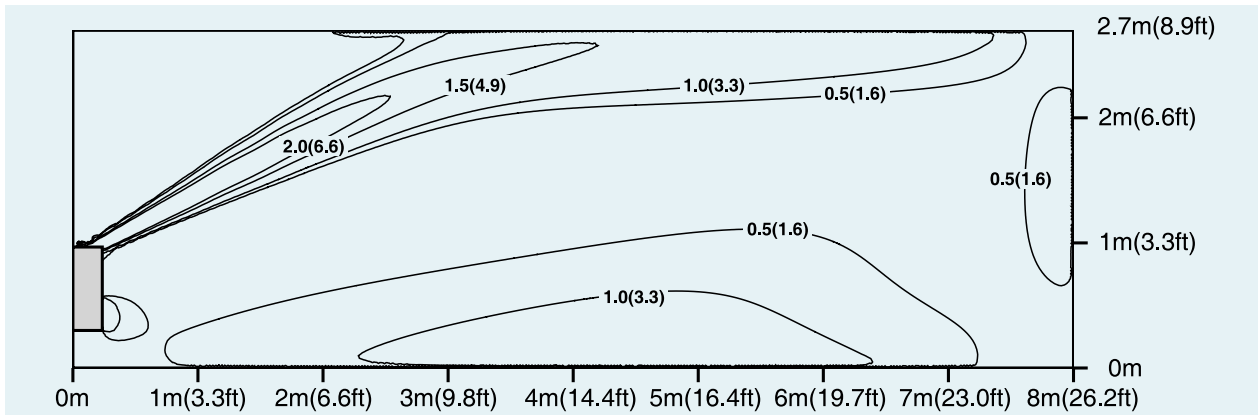
Unit: °C (°F)

U-Match 5 SERIES AIR CONDITIONERS TSG



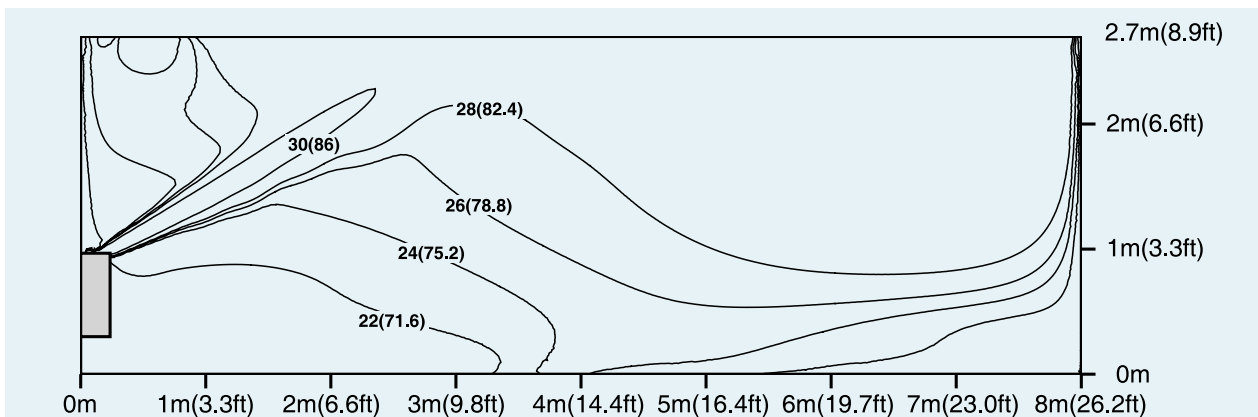
Cooling velocity

Unit: m/s (ft/s)



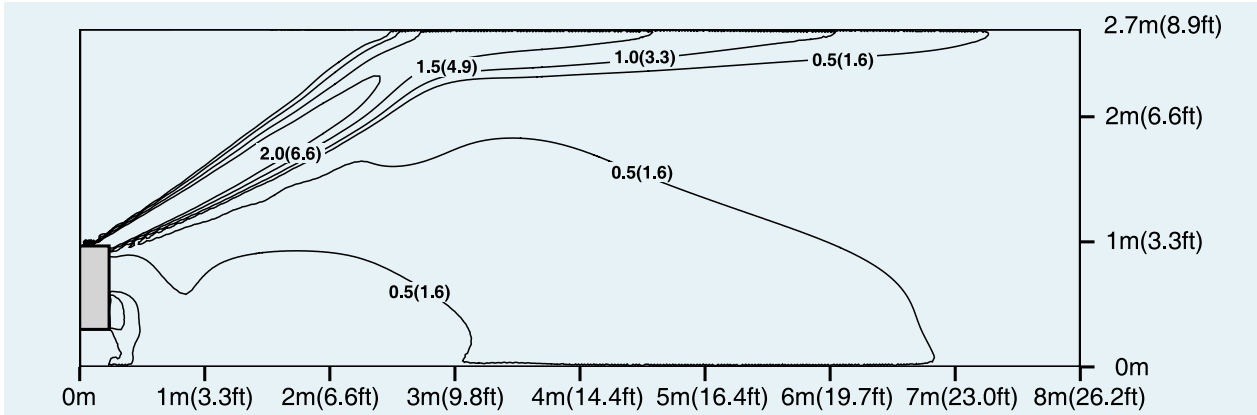
Heating temperature

Unit: °C (°F)



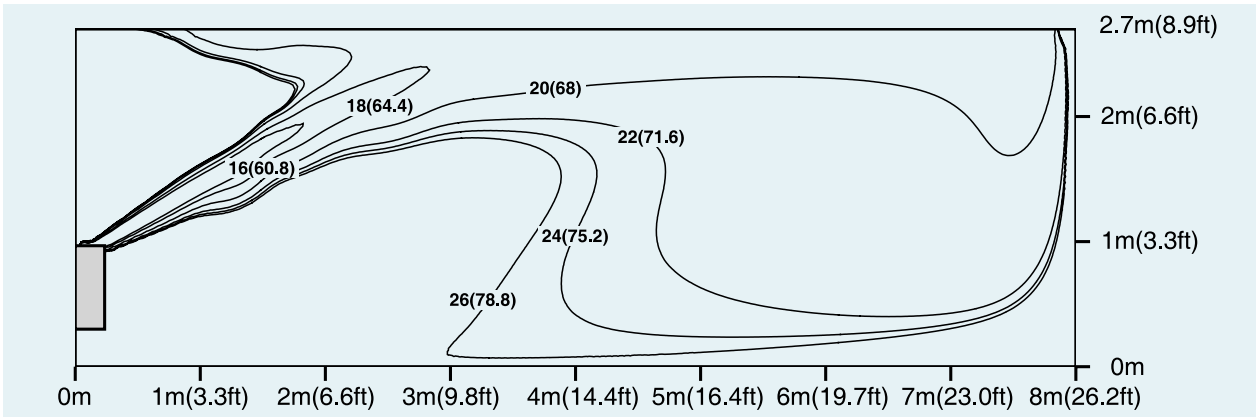
Heating velocity

Unit: m/s (ft/s)



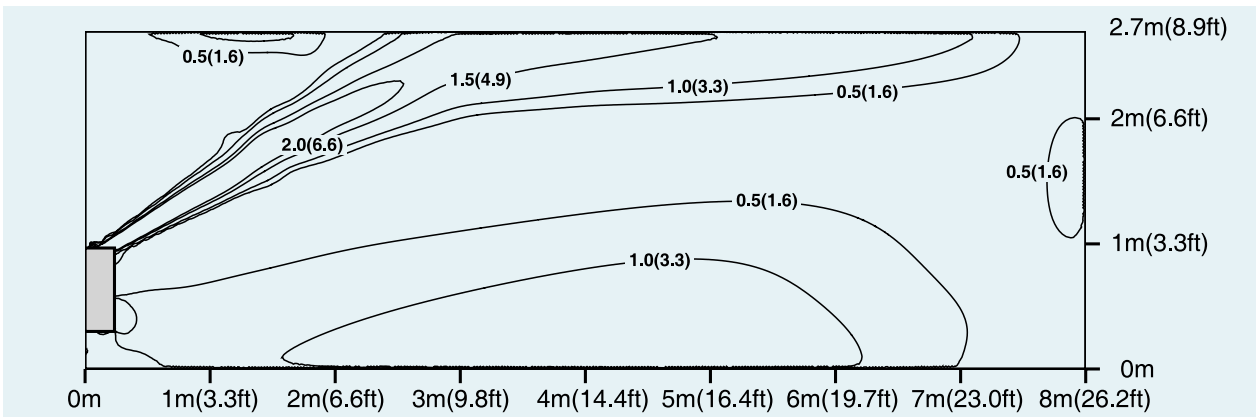
GUD125ZD/A-T、GUD140ZD/A-T
Cooling temperature

Unit: °C (°F)



Cooling velocity

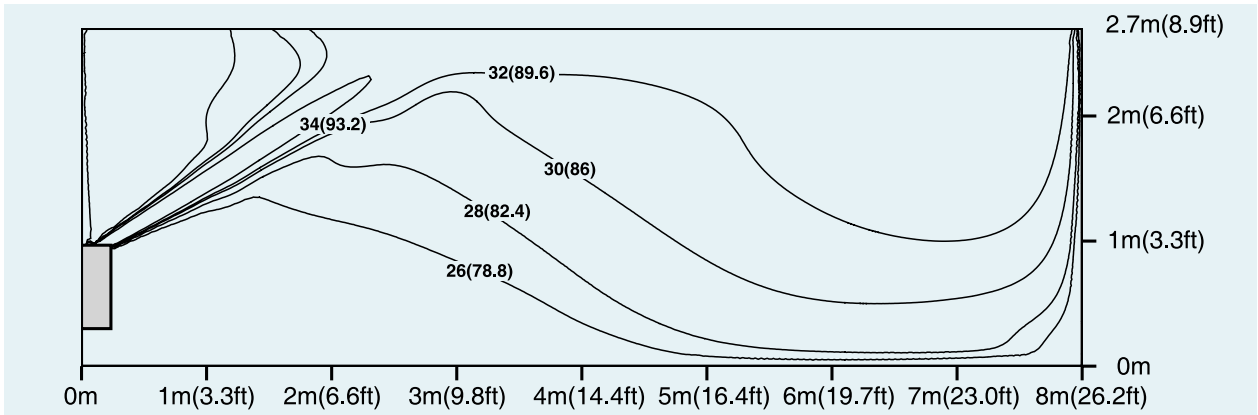
Unit: m/s (ft/s)



Heating temperature

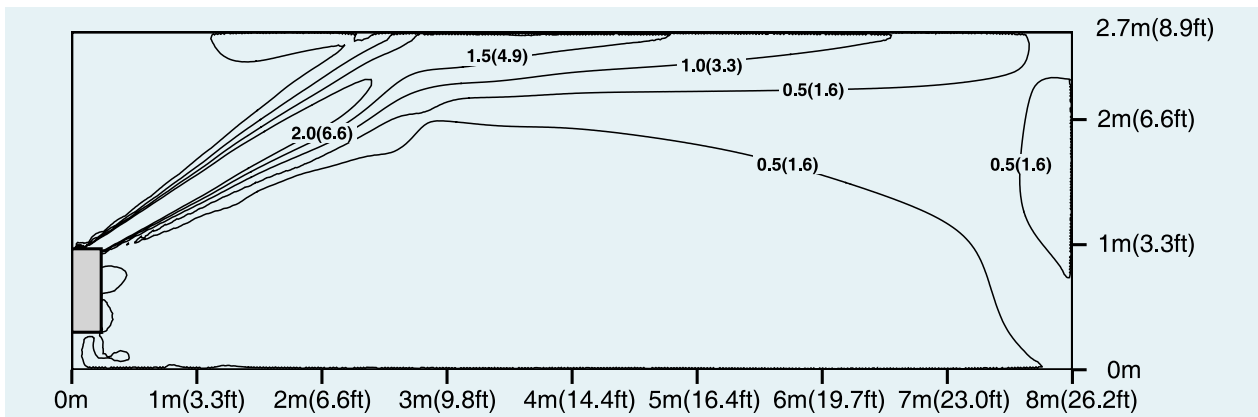
Unit: °C (°F)

U-Match 5 SERIES AIR CONDITIONERS TSG



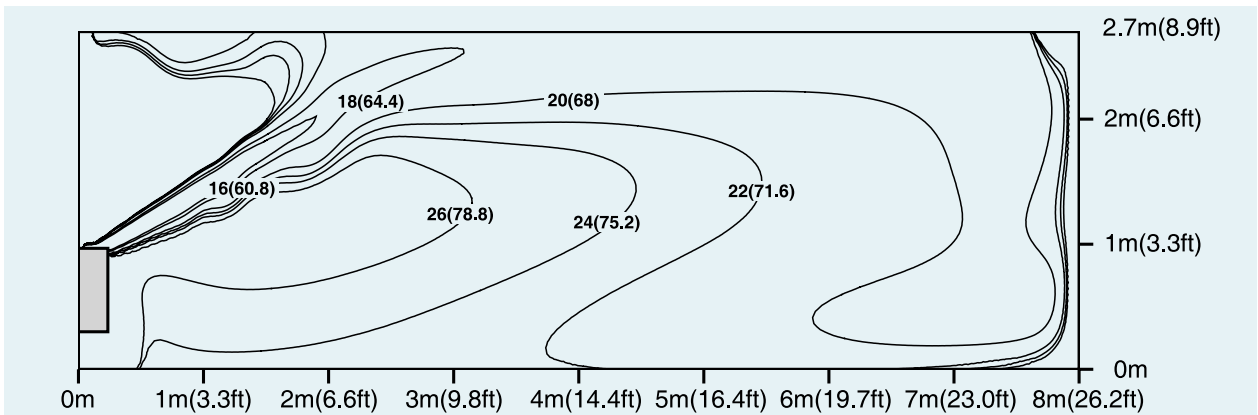
Heating velocity

Unit: m/s (ft/s)



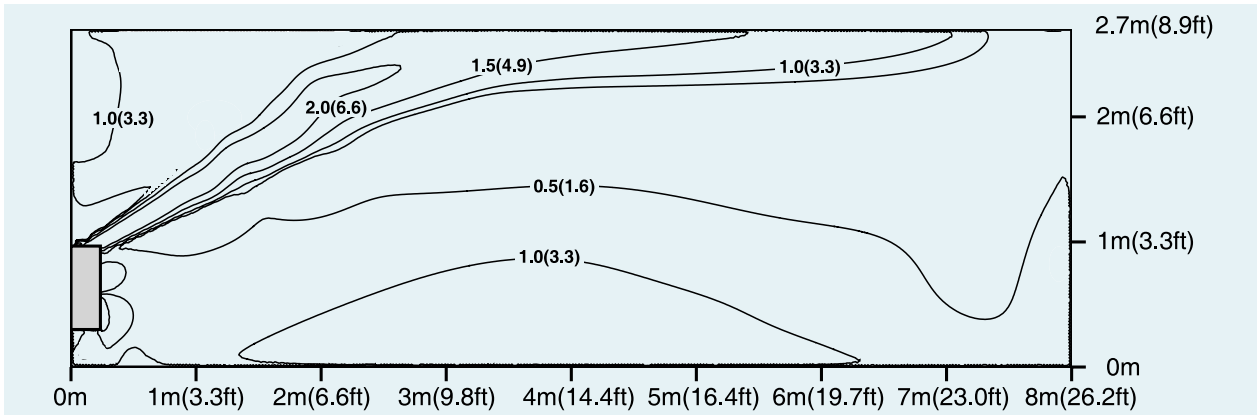
GUD160ZD/A-T
Cooling temperature

Unit: °C (°F)



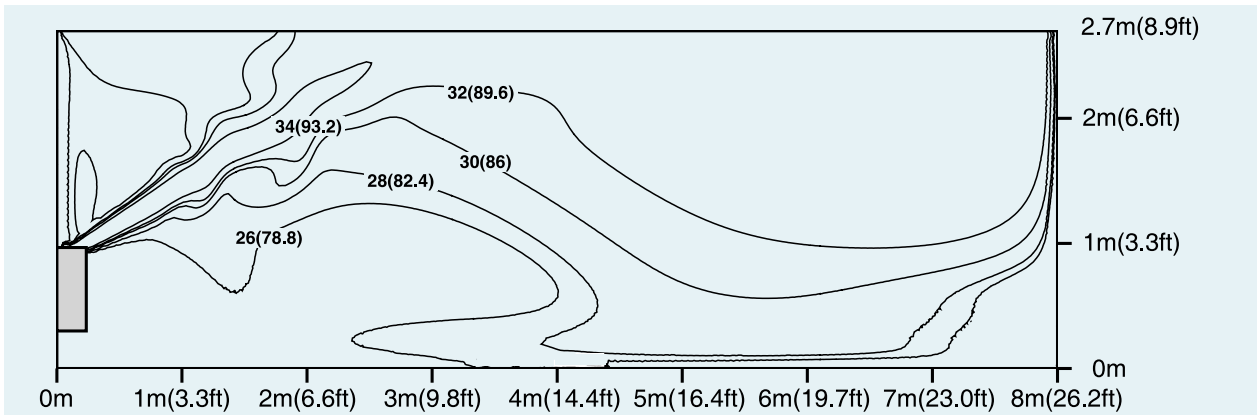
Cooling velocity

Unit: m/s (ft/s)



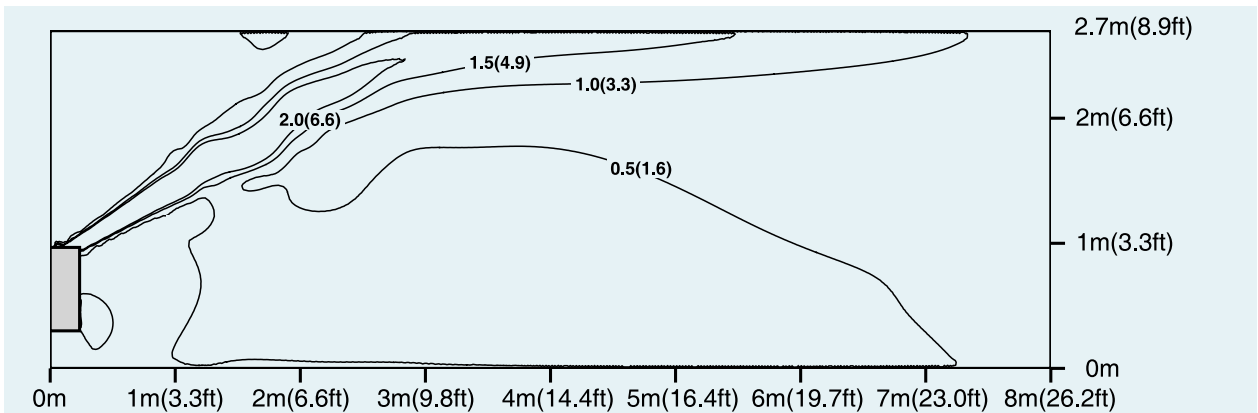
Heating temperature

Unit: °C (°F)



Heating velocity

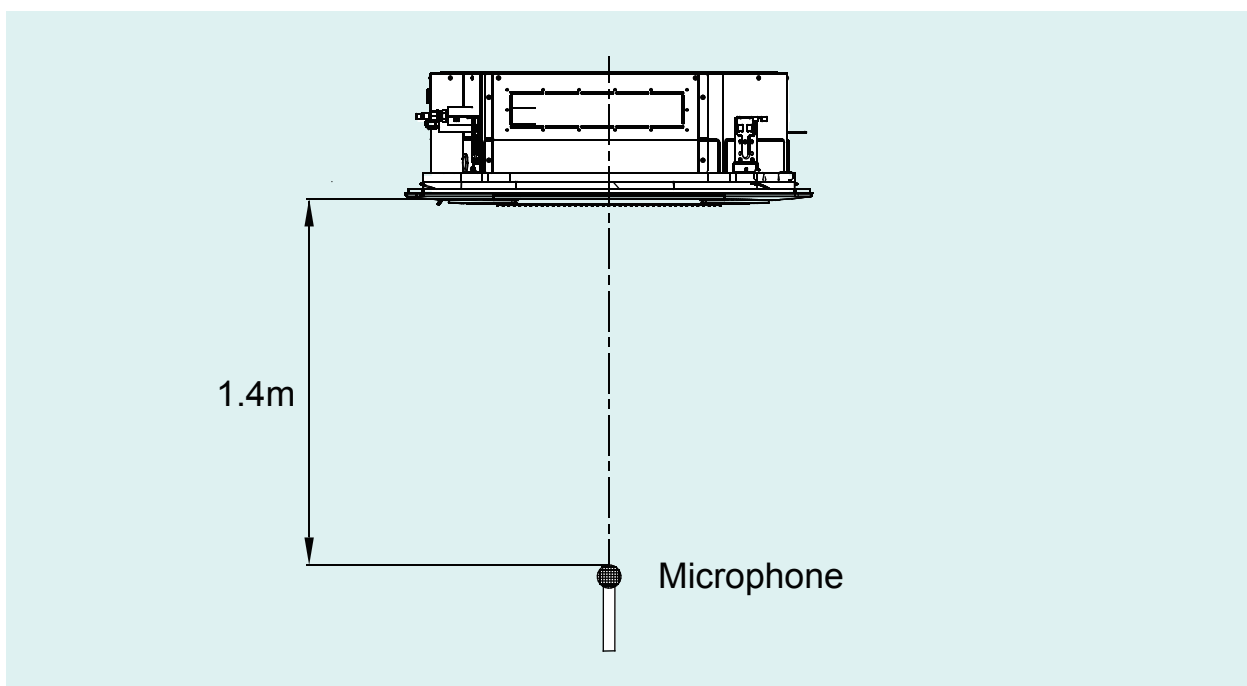
Unit: m/s (ft/s)



9 NOISE CURVE

9.1 Noise Test Diagram

9.1.1 Cassette Type



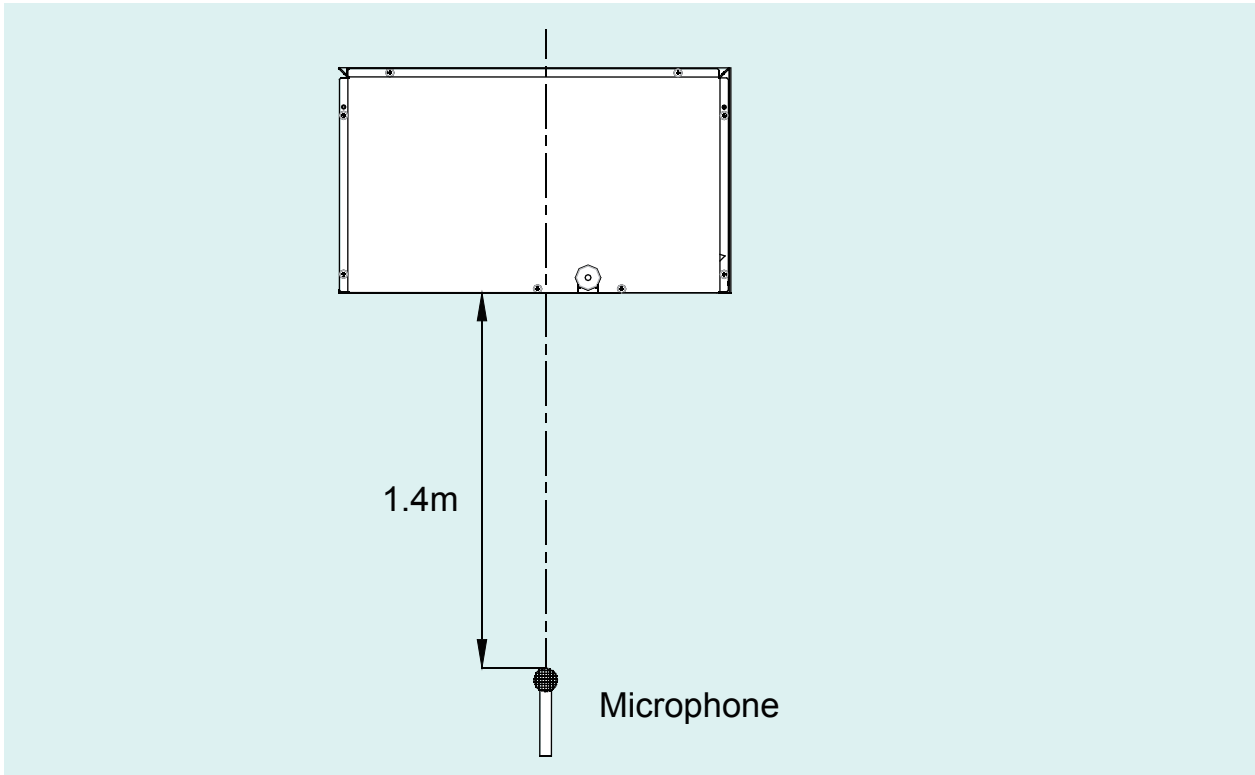
Unit: dB(A)

Model	220-240V, 50Hz, 1ph			
	Turbo	H	M	L
GUD35T/A-T	44	39	36	33
GUD50T/A-T	44	39	36	33
GUD71T/A-T	43	42	40	39
GUD85T/A-T	49	47	44	41
GUD100T/A-T	50	48	46	42
GUD125T/A-T	51	49	46	42
GUD140T/A-T	52	51	48	45
GUD160T/A-T	54	52	50	48

Notes:

1. Above data was measured under standard conditions. Power specification: 220-240V 1N~50Hz.
2. Above data was measured in a semi-anechoic room.
3. Decibels will be varied with the change of external factors, for instance, the room structure. Please refer to the actual measurement.

9.1.2 Duct Type



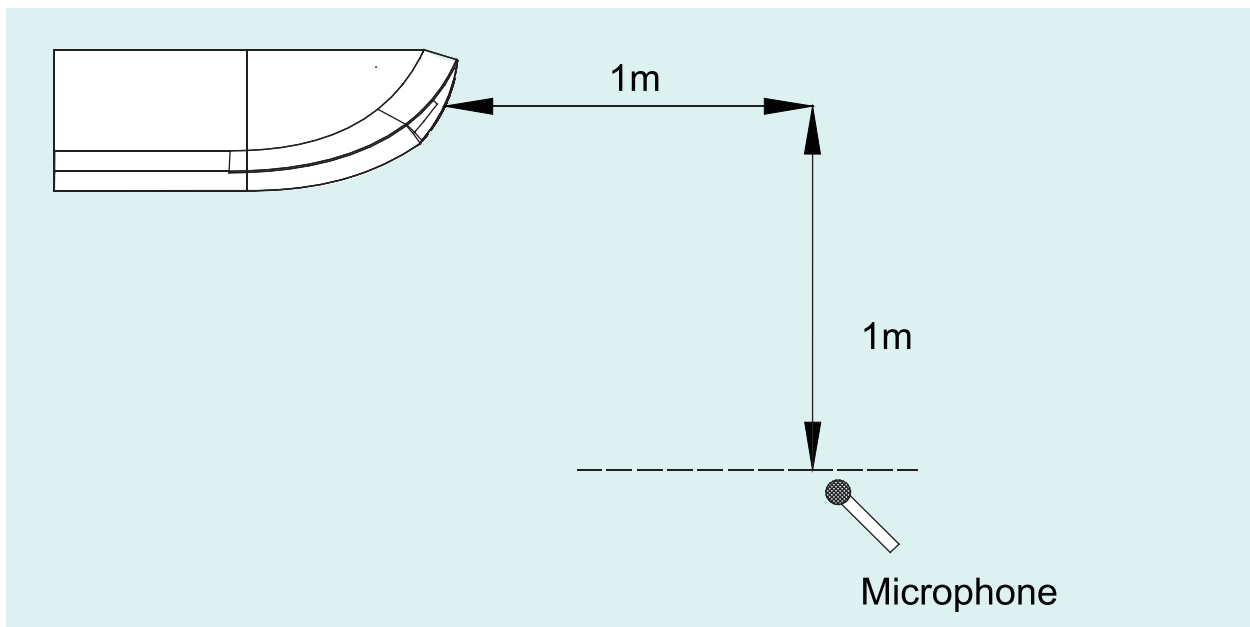
Unit: dB(A)

Model	220-240V, 50Hz, 1ph			
	Turbo	H	M	L
GUD35P/A-T GUD35PS/A-T	41	38	36	34
GUD50P/A-T GUD50PS/A-T	43	42	39	36
GUD71P/A-T GUD71PS/A-T	40	39	37	36
GUD85P/A-T GUD85PS/A-T	42	40	37	35
GUD100PH/A-T GUD100PHS/A-T	46	44	42	40
GUD125PH/A-T GUD125PHS/A-T	42	40	39	37
GUD140PH/A-T GUD140PHS/A-T	43	41	40	38
GUD160PH/A-T GUD160PHS/A-T	44	41	39	38

Notes:

1. Above data was measured under standard conditions. Power specification: 220-240V 1N~50Hz.
2. Above data was measured in a semi-anechoic room.
3. Decibels will be varied with the change of external factors, for instance, the room structure. Please refer to the actual measurement.

9.1.3 Floor Ceiling Type



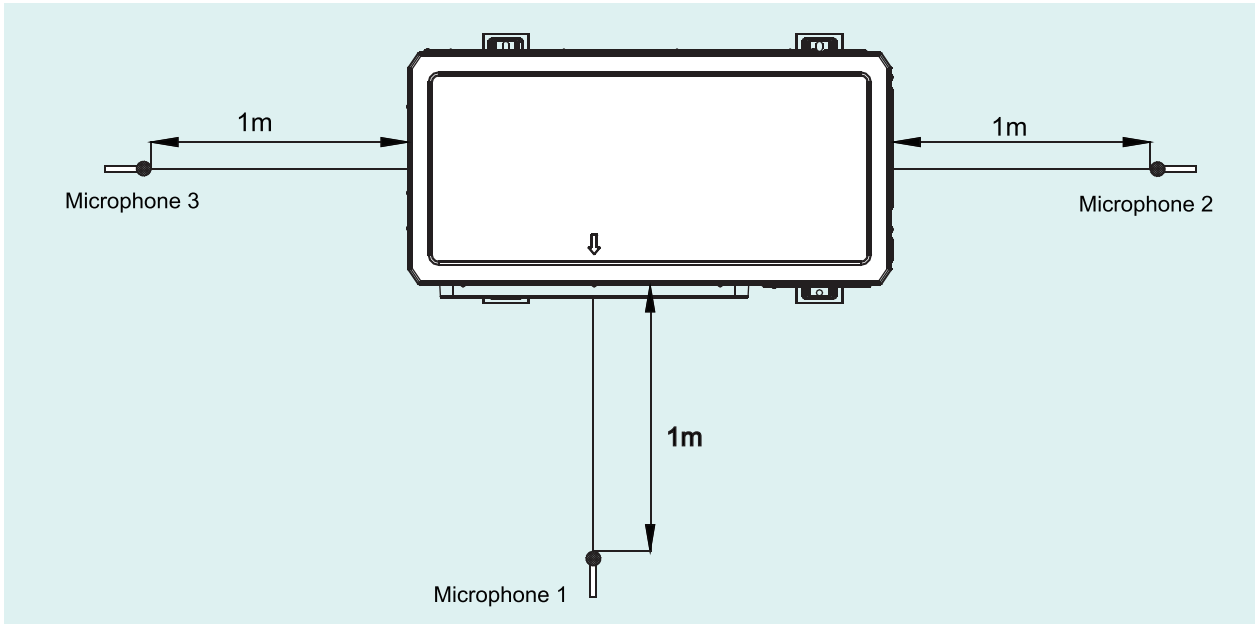
Unit: dB(A)

Model	220-240V, 50Hz, 1ph			
	Turbo	H	M	L
GUD35ZD/A-T	39	36	32	28
GUD50ZD/A-T	44	42	39	36
GUD71ZD/A-T	45	44	41	38
GUD85ZD/A-T	49	47	45	43
GUD100ZD/A-T	49	47	45	43
GUD125ZD/A-T	49	47	44	42
GUD140ZD/A-T	52	50	48	44
GUD160ZD/A-T	54	53	49	45

Notes:

1. Above data was measured under standard conditions. Power specification:220-240V 1N~50Hz.
2. Above data was measured in a semi-anechoic room.
3. Decibels will be varied with the change of external factors, for instance, the room structure. Please refer to the actual measurement.

9.1.4 Outdoor Unit



Unit: dB(A)

Model	Cooling	Heating	Power supply (V,Ph,Hz)
GUD35W/NhA-T	50	48	220-240V/1ph/50Hz
GUD50W/NhA-T	53	50	
GUD71W/NhA-T	52	51	
GUD85W/NhA-T	53	52	
GUD100W/NhA-T	55	55	
GUD125W/NhA-T	55	55	
GUD140W/NhA-T	56	54	
GUD100W/NhA-X	55	55	380-415V/3ph/50Hz
GUD125W/NhA-X	56	55	
GUD140W/NhA-X	57	54	
GUD160W/NhA-X	57	56	

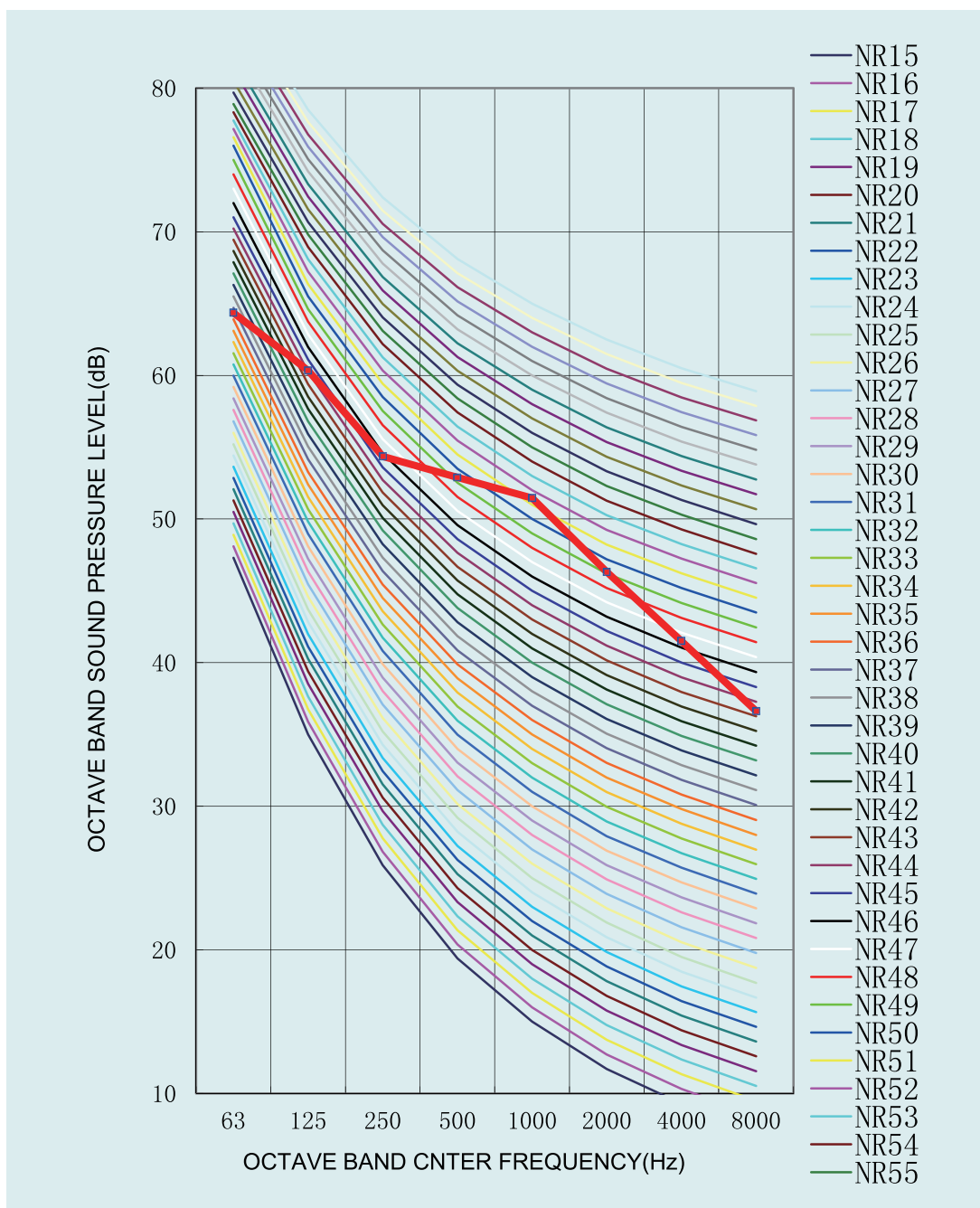
Notes:

- Above data was measured under standard conditions. Power specification: 220-240V 1N~50Hz,380-415V 3N~50Hz.
- Above data was the average of three points data.
- Above data was measured in a semi-anechoic room.
- Decibels will be varied with the change of external factors, for instance, the room structure. Please refer to the actual measurement.
- h: the height of the Microphone
H: the height of the units
 $h=(H+1)/2$

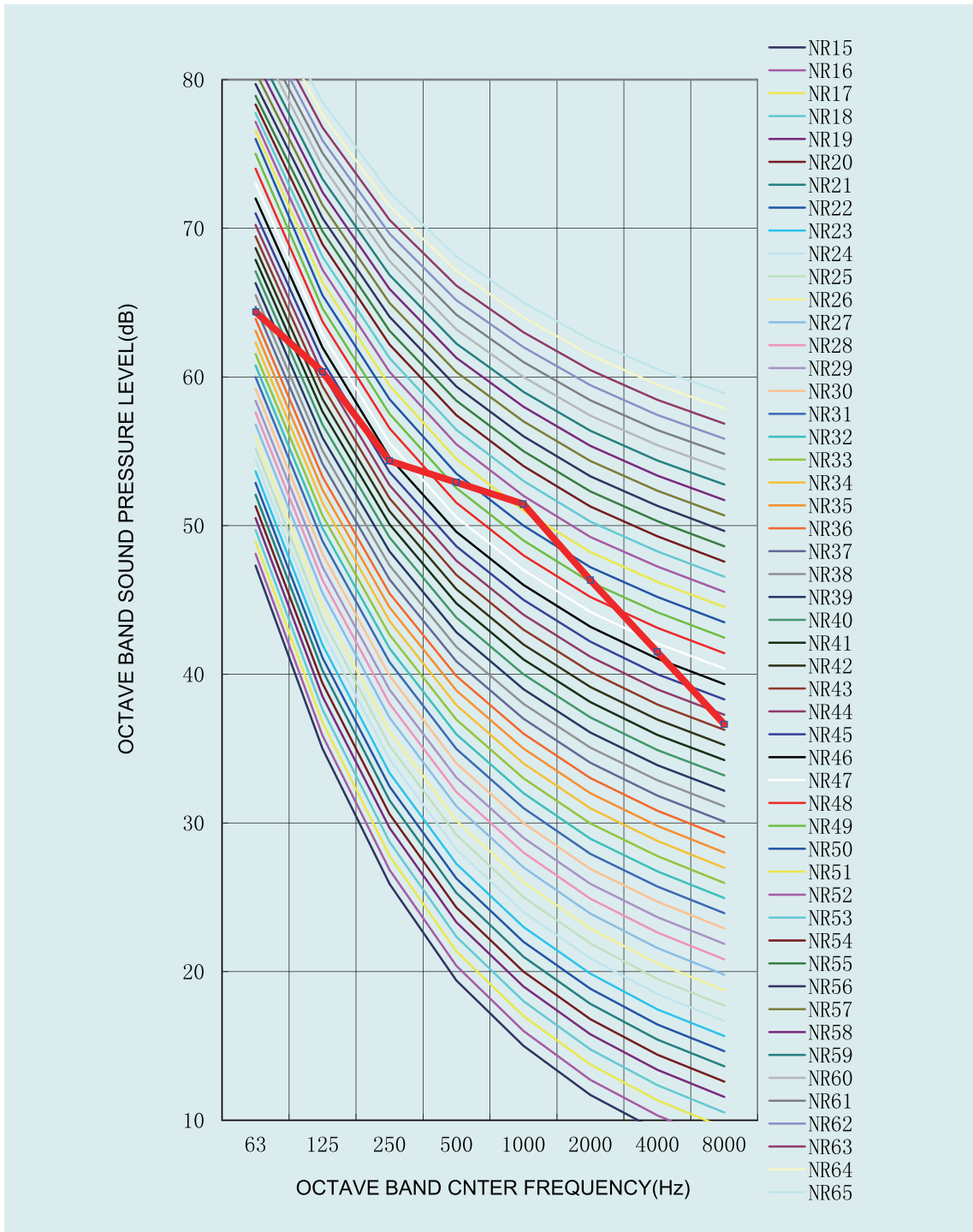
➔ 9.2 Noise Curve

9.2.1 Indoor Uni

GUD71T/A-T
Cooling



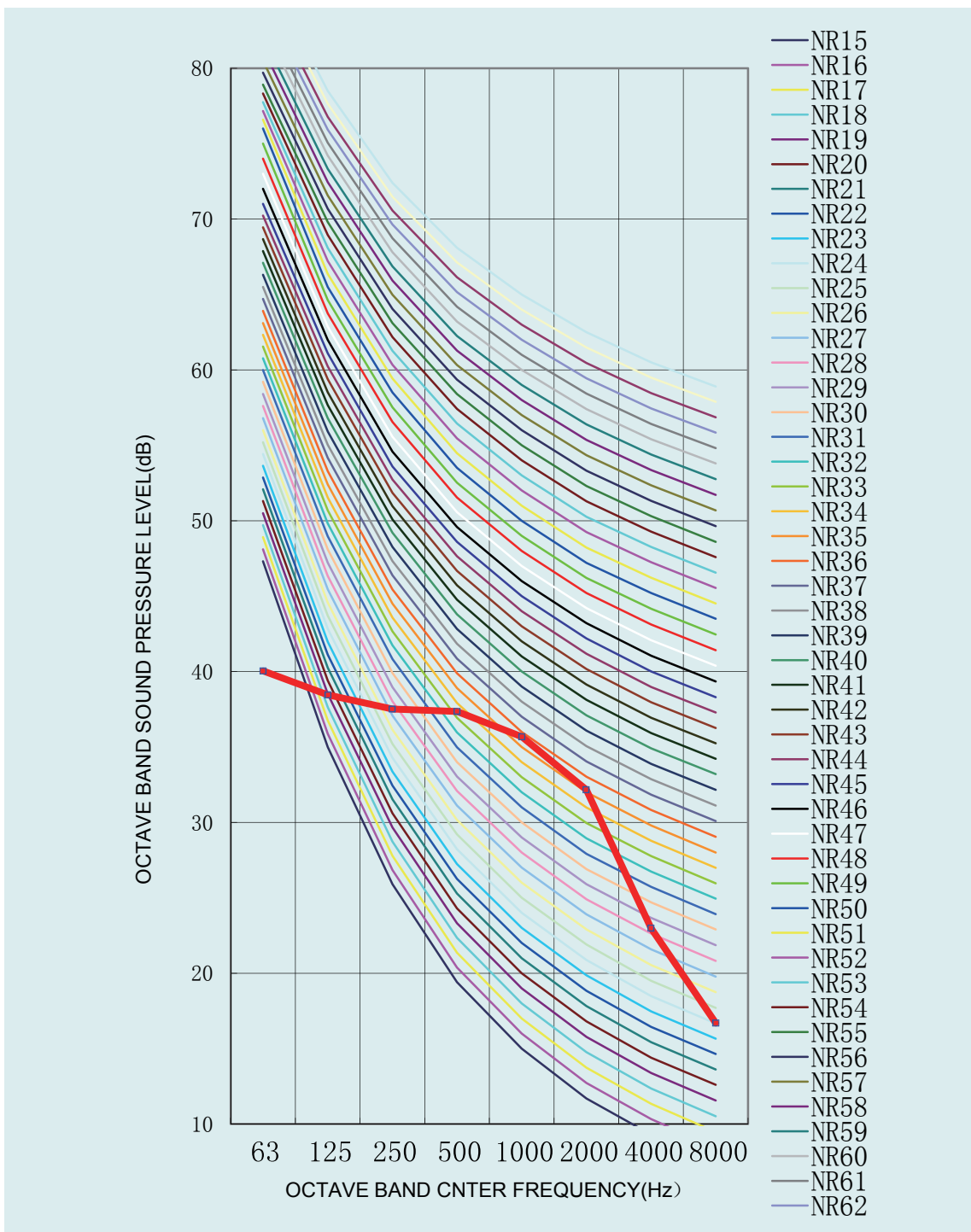
Heating



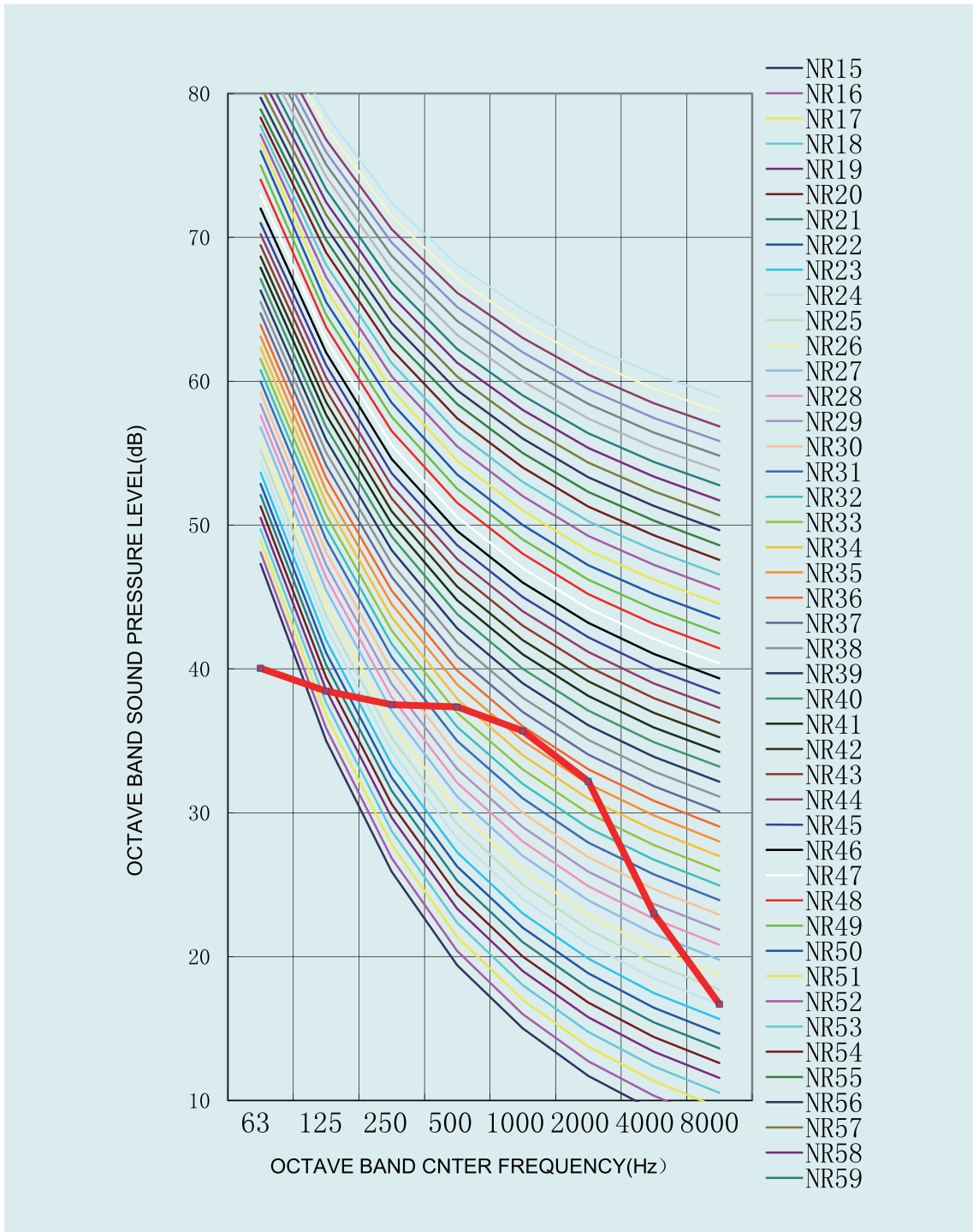
1. Data is valid at field condition.
2. Data is valid at nominal operation condition.
3. dBA = A-weighted sound pressure level (A-scale according to IEC).
4. Noise level curve NR: The International Organization for Standardization (ISO) evaluates the noise level (NR) of the noise spectrum using a single value on the spectrum method (according to ISO 1996).

U-Match 5 SERIES AIR CONDITIONERS TSG

GUD85T/A-T
Cooling



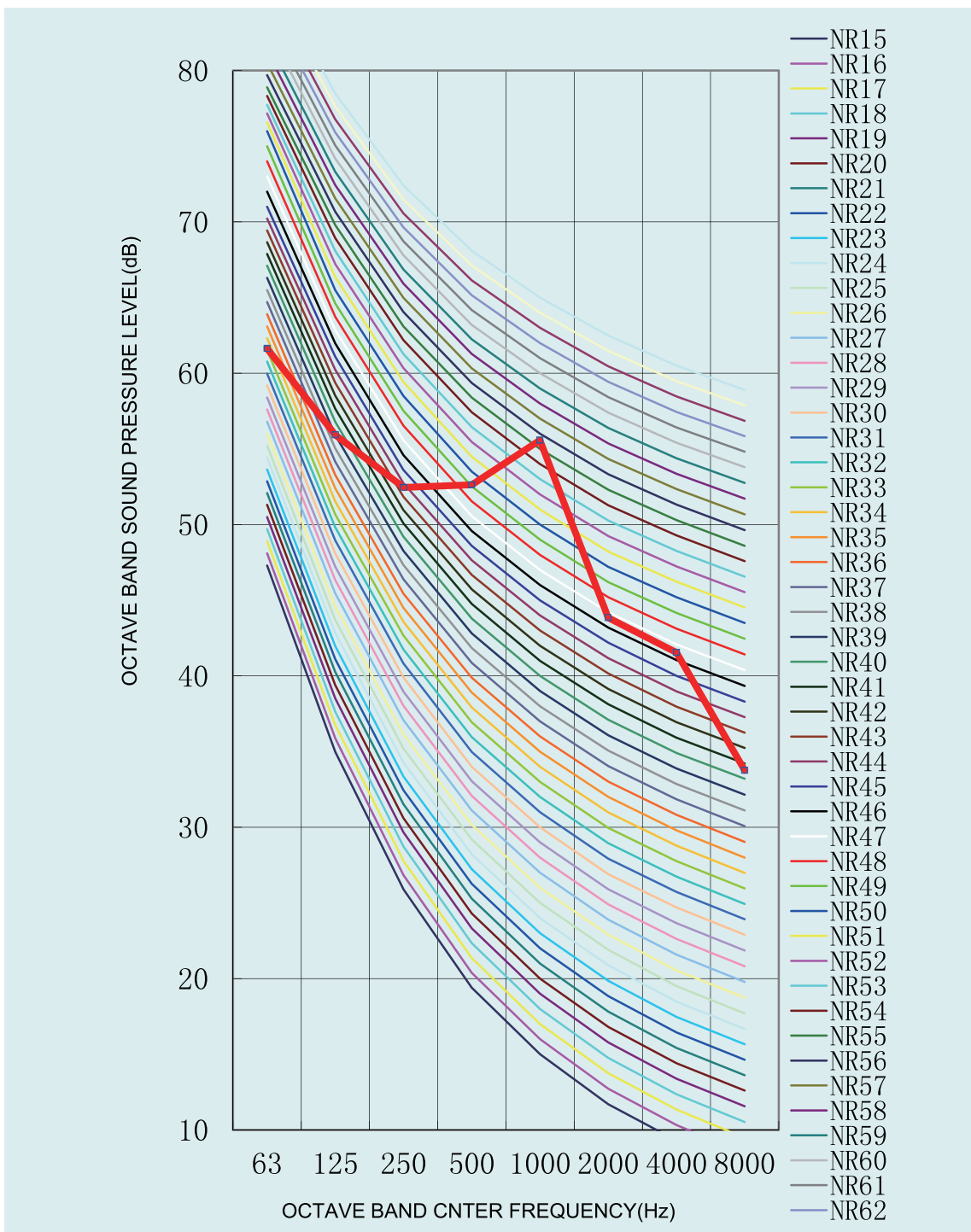
Heating



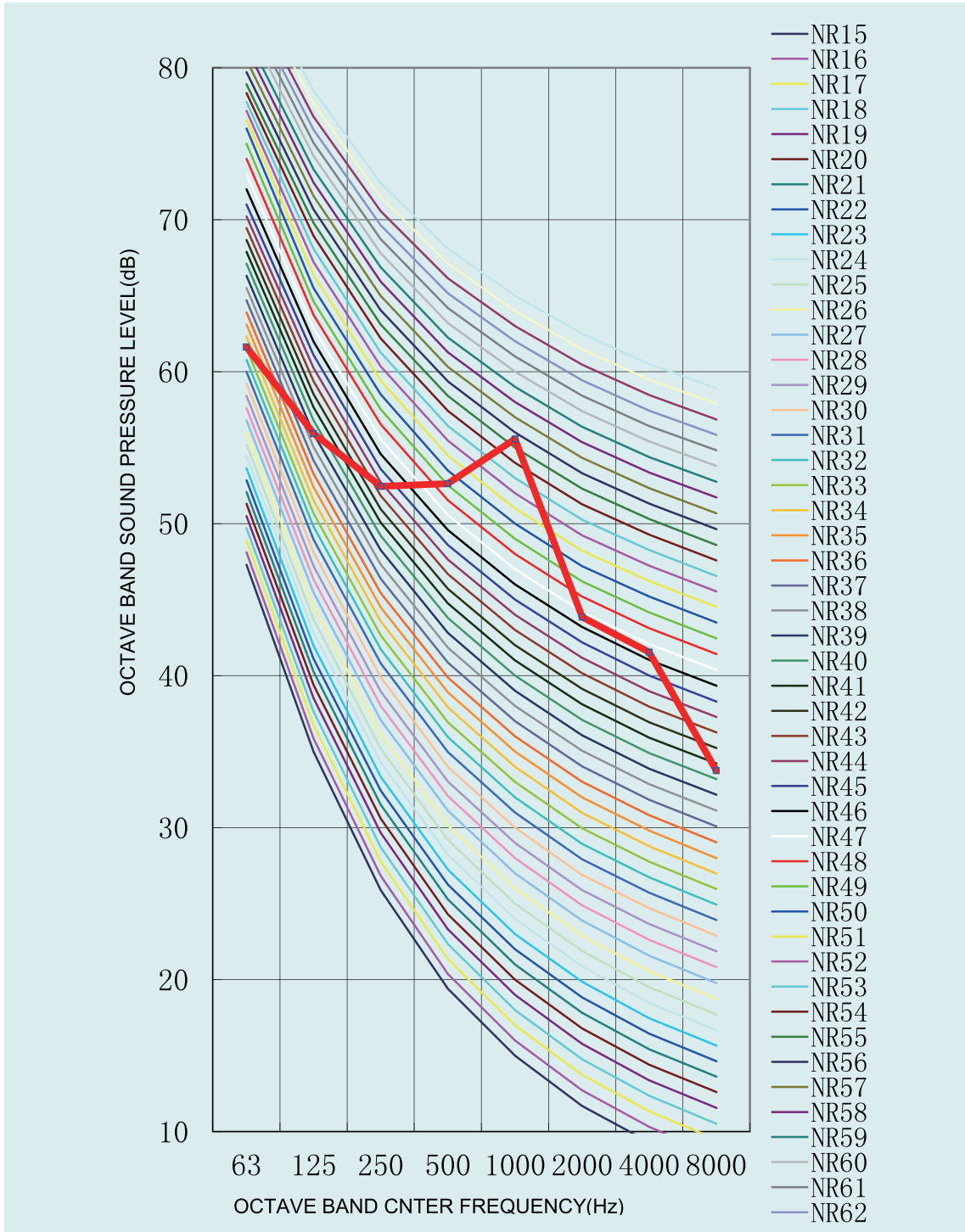
1. Data is valid at field condition.
2. Data is valid at nominal operation condition.
3. dBA = A-weighted sound pressure level (A-scale according to IEC).
4. Noise level curve NR: The International Organization for Standardization (ISO) evaluates the noise level (NR) of the noise spectrum using a single value on the spectrum method (according to ISO 1996).

U-Match 5 SERIES AIR CONDITIONERS TSG

GUD100T/A-T
Cooling



Heating



1.Data is valid at field condition.

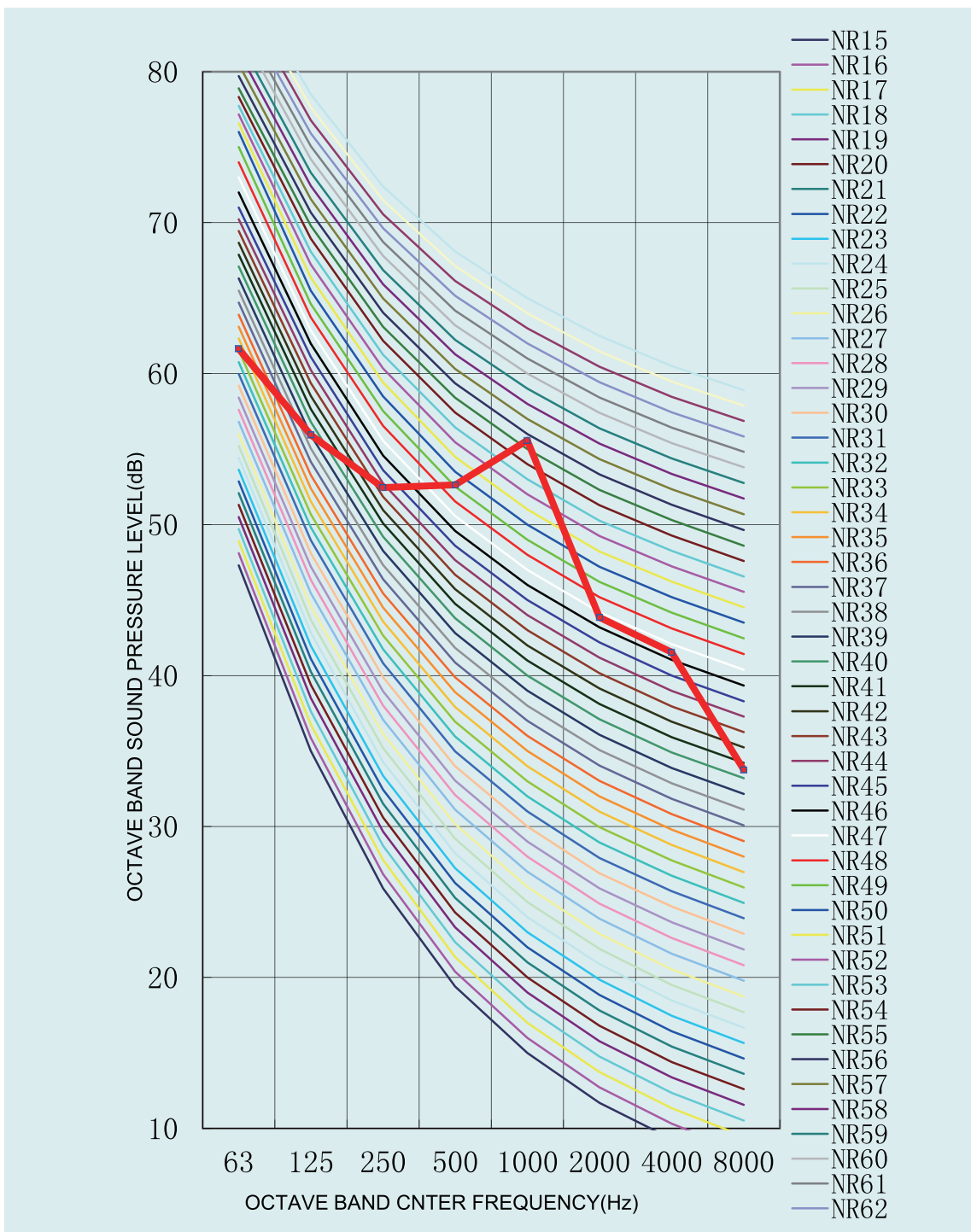
2.Data is valid at nominal operation condition.

3.dBA =A –weighted sound pressure level (A-scale according to IEC).

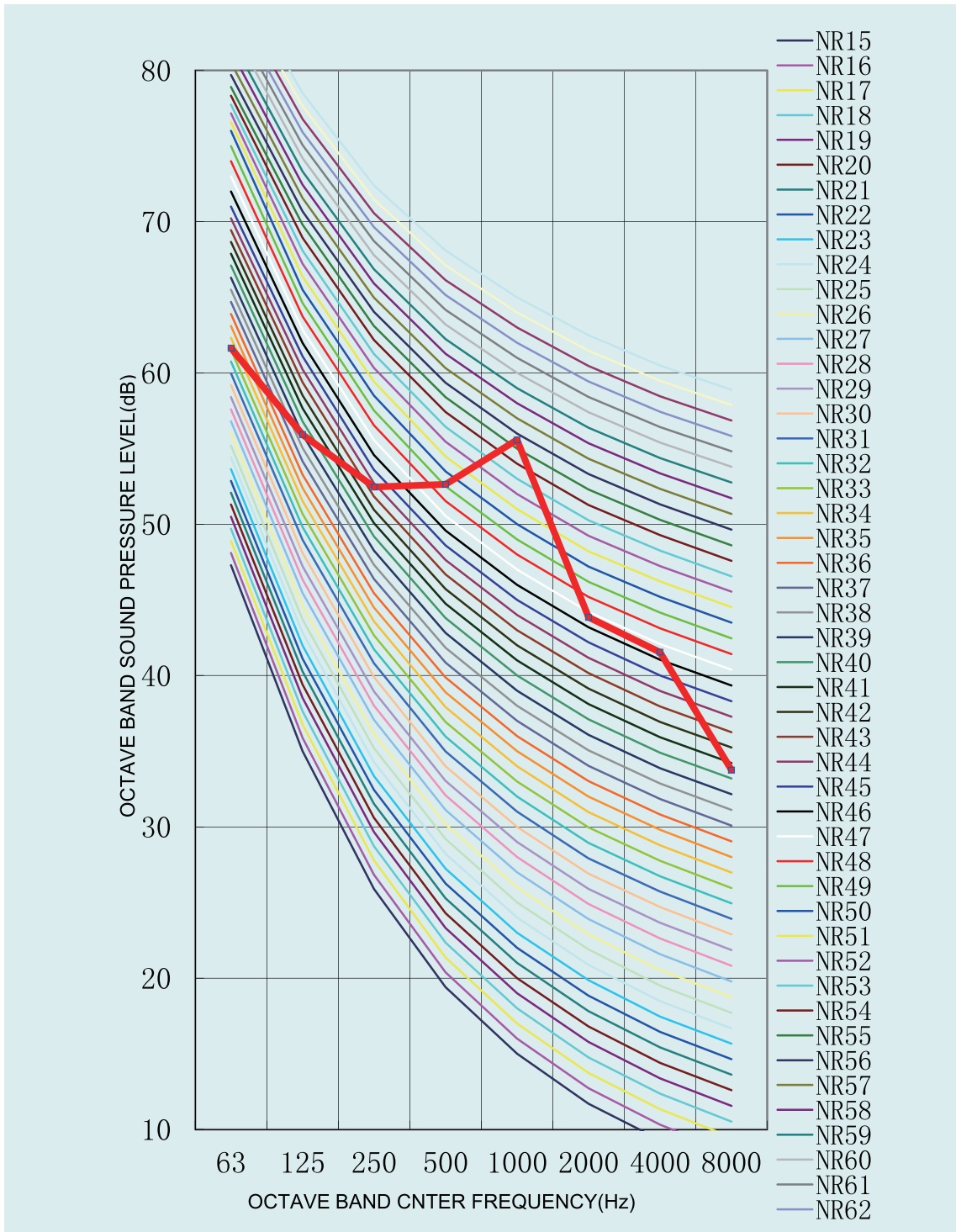
4.Noise level curve NR: The International Organization for Standardization (ISO) evaluates the noise level (NR) of the noise spectrum using a single value on the spectrum method (according to ISO 1996).

U-Match 5 SERIES AIR CONDITIONERS TSG

GUD125T/A-T
Cooling



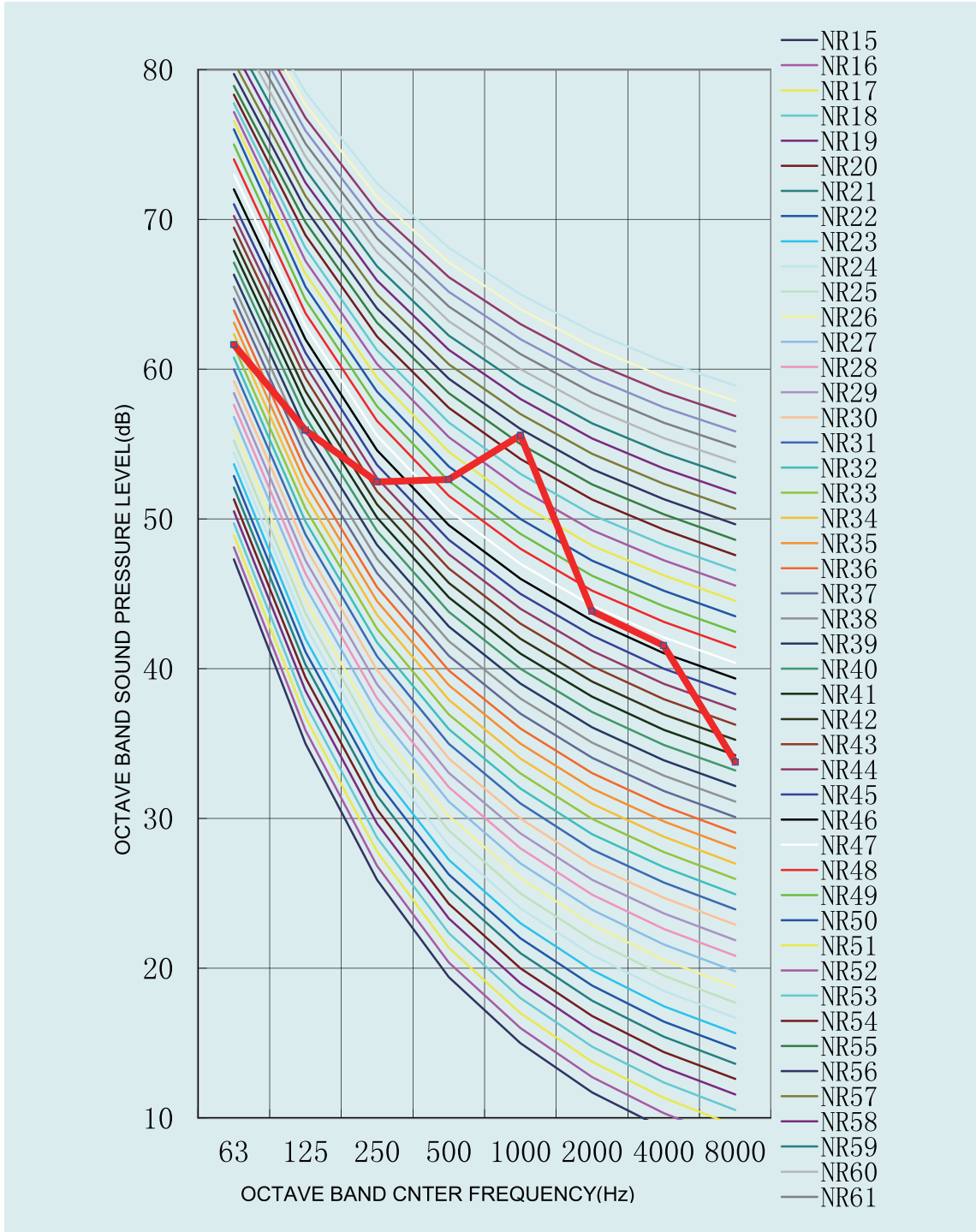
Heating



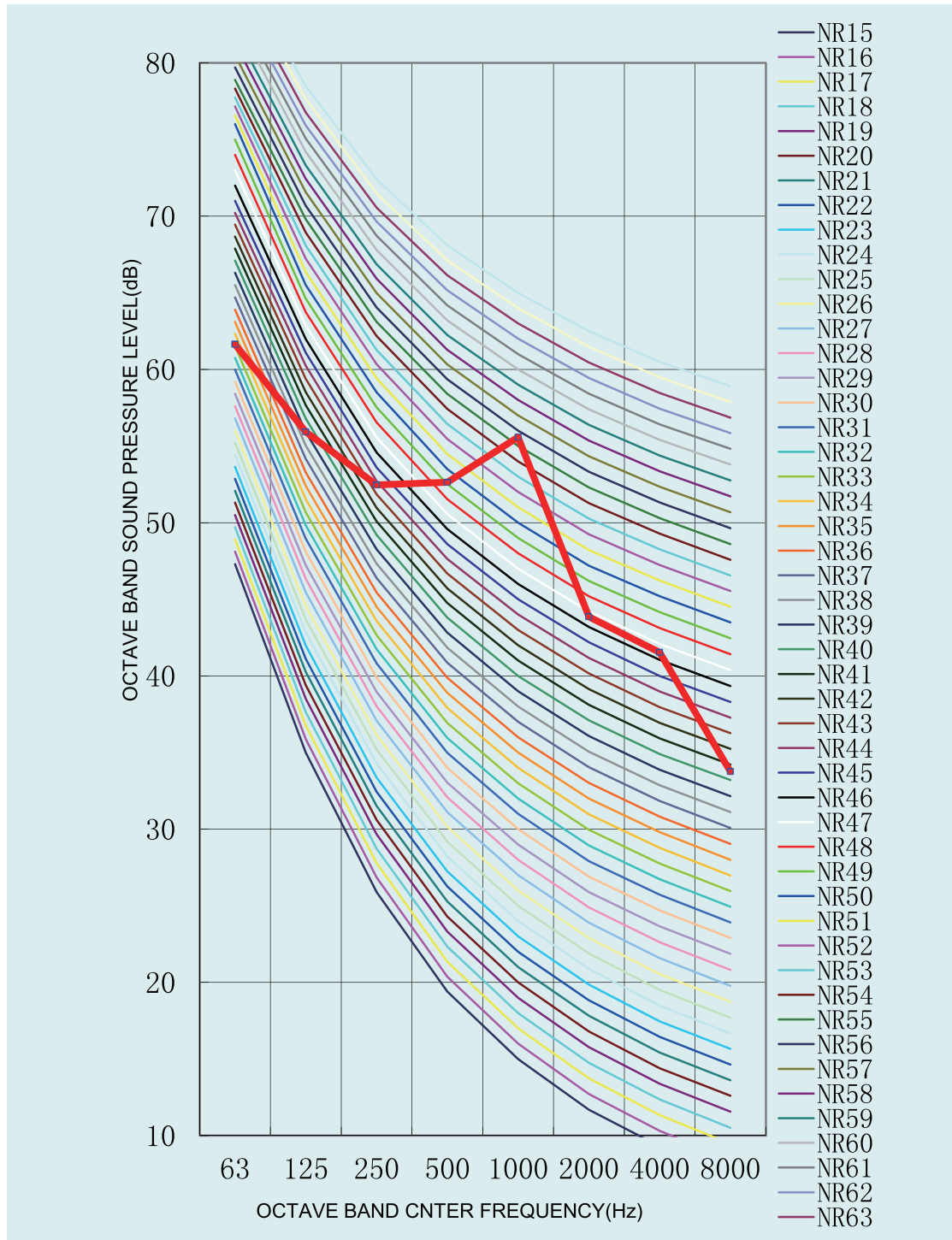
- 1.Data is valid at field condition.
- 2.Data is valid at nominal operation condition.
- 3.dBA =A –weighted sound pressure level (A-scale according to IEC).
- 4.Noise level curve NR: The International Organization for Standardization (ISO) evaluates the noise level (NR) of the noise spectrum using a single value on the spectrum method (according to ISO 1996).

U-Match 5 SERIES AIR CONDITIONERS TSG

GUD140T/A-T
Cooling



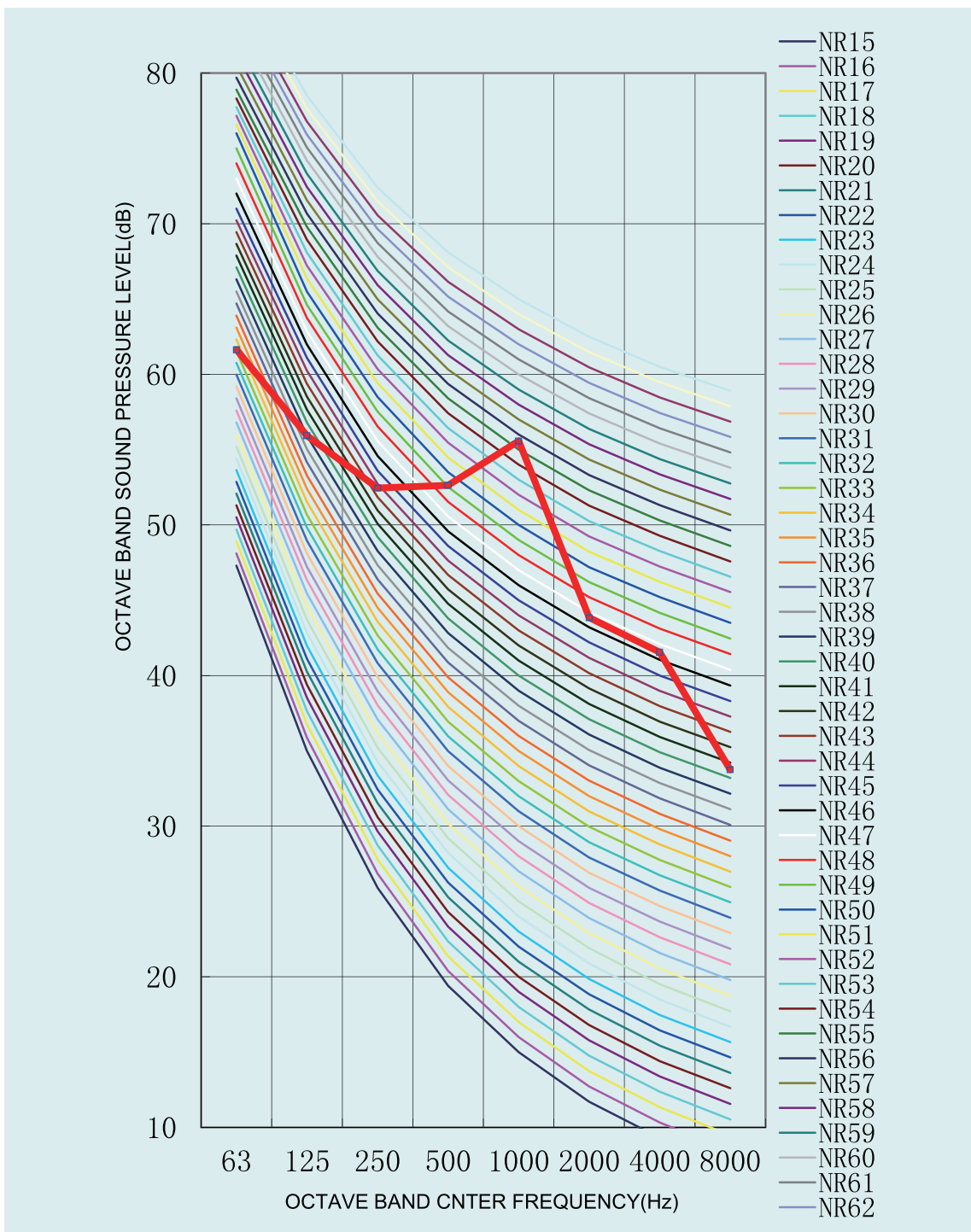
Heating



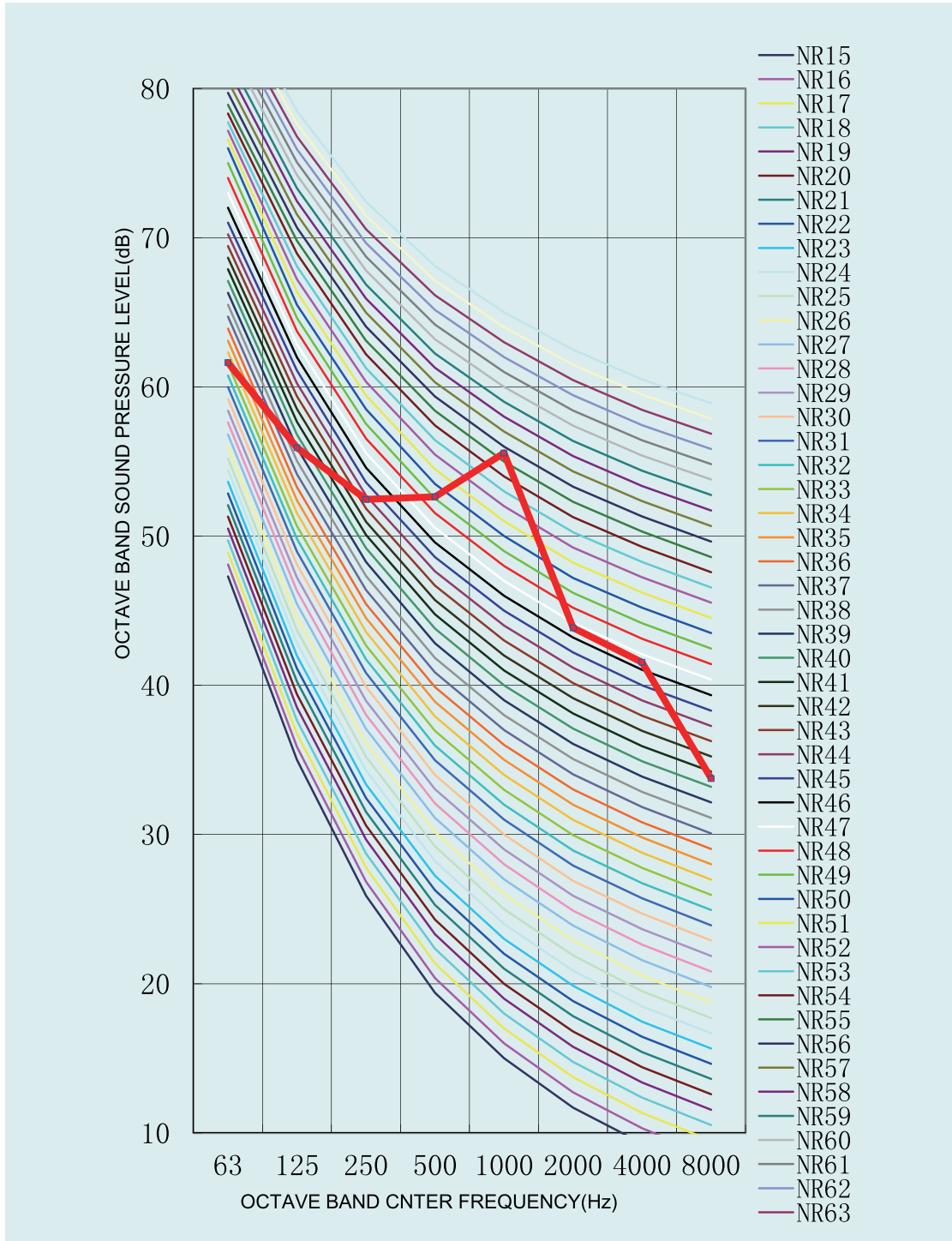
- 1.Data is valid at field condition.
- 2.Data is valid at nominal operation condition.
- 3.dBA =A –weighted sound pressure level (A-scale according to IEC).
- 4.Noise level curve NR: The International Organization for Standardization (ISO) evaluates the noise level (NR) of the noise spectrum using a single value on the spectrum method (according to ISO 1996).

U-Match 5 SERIES AIR CONDITIONERS TSG

GUD160T/A-T
Cooling



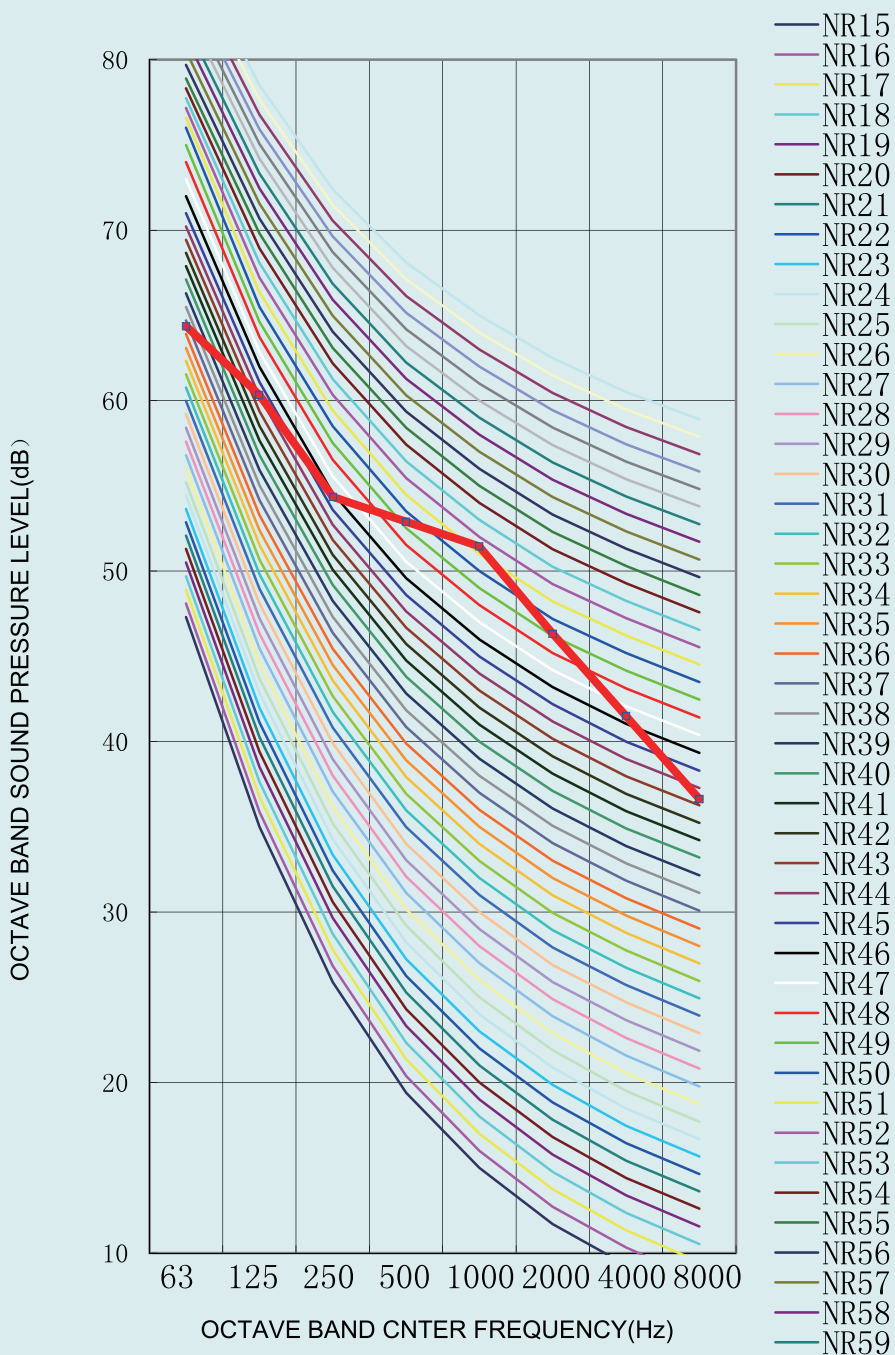
Heating



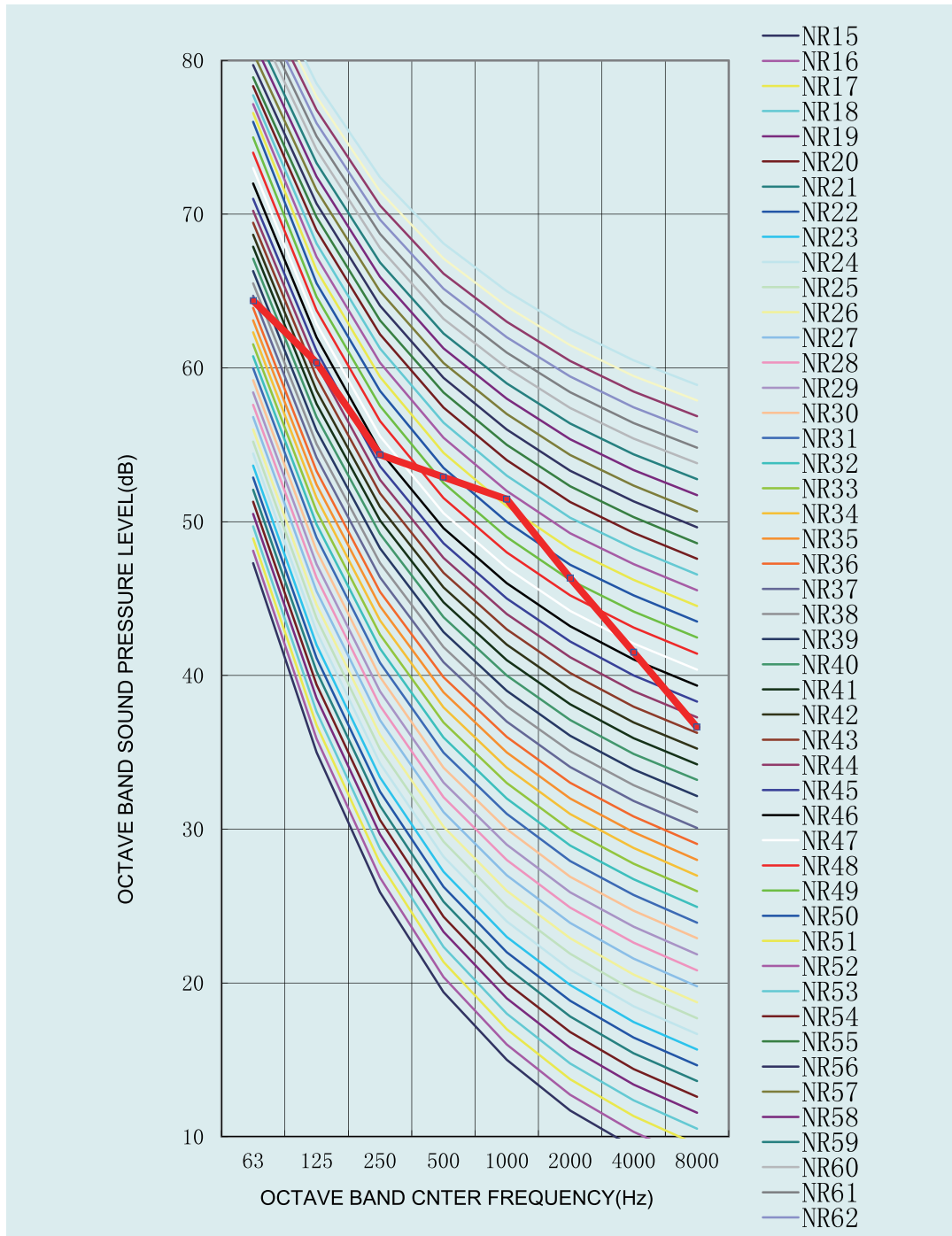
- 1.Data is valid at field condition.
- 2.Data is valid at nominal operation condition.
- 3.dBA =A –weighted sound pressure level (A-scale according to IEC).
- 4.Noise level curve NR: The International Organization for Standardization (ISO) evaluates the noise level (NR) of the noise spectrum using a single value on the spectrum method (according to ISO 1996).

U-Match 5 SERIES AIR CONDITIONERS TSG

GUD35P/A-T, GUD35PS/A-T
Cooling



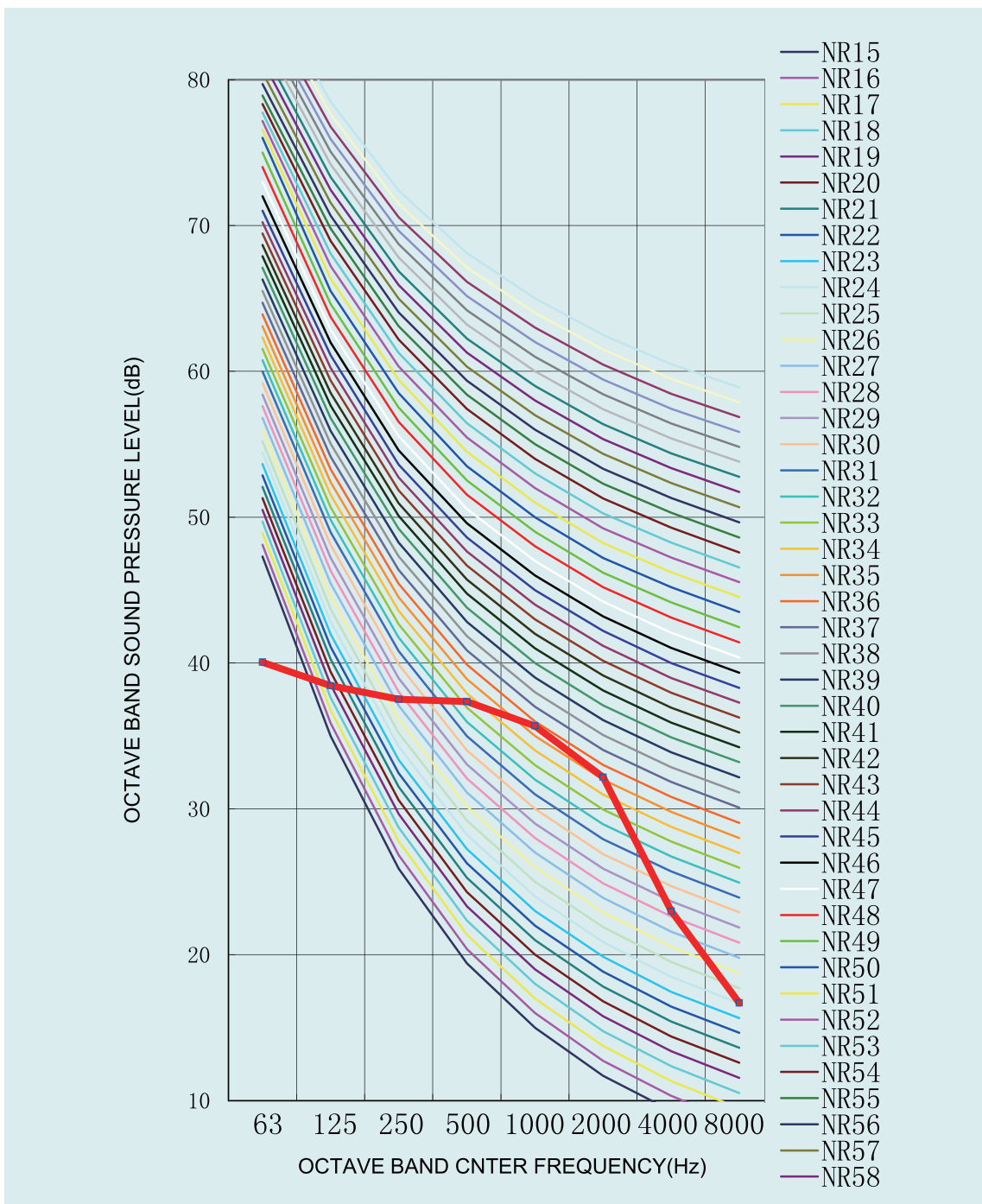
Heating



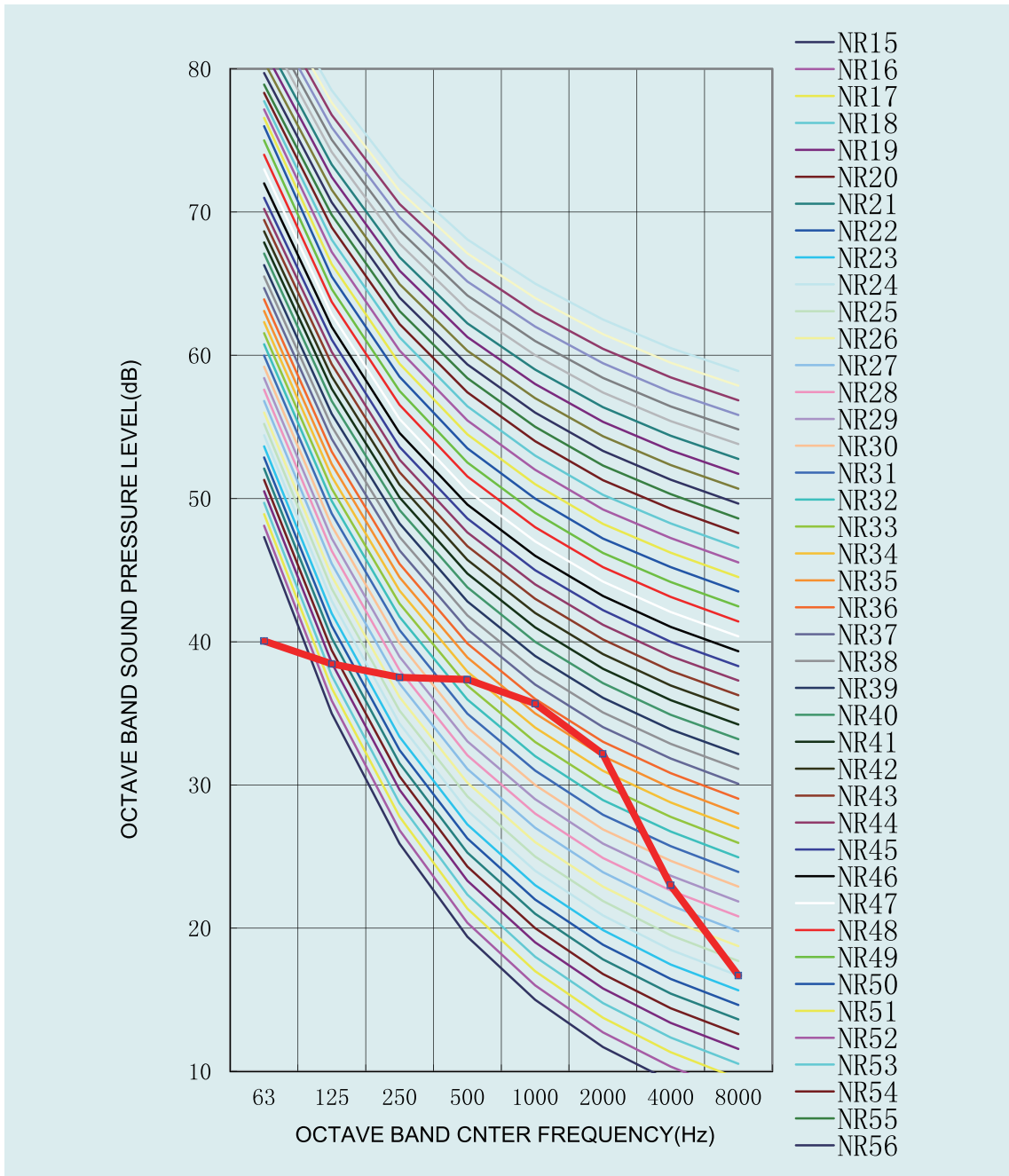
- 1.Data is valid at field condition.
- 2.Data is valid at nominal operation condition.
- 3.dBA =A –weighted sound pressure level (A-scale according to IEC).
- 4.Noise level curve NR: The International Organization for Standardization (ISO) evaluates the noise level (NR) of the noise spectrum using a single value on the spectrum method (according to ISO 1996).

U-Match 5 SERIES AIR CONDITIONERS TSG

GUD50P/A-T, GUD50PS/A-T
Cooling



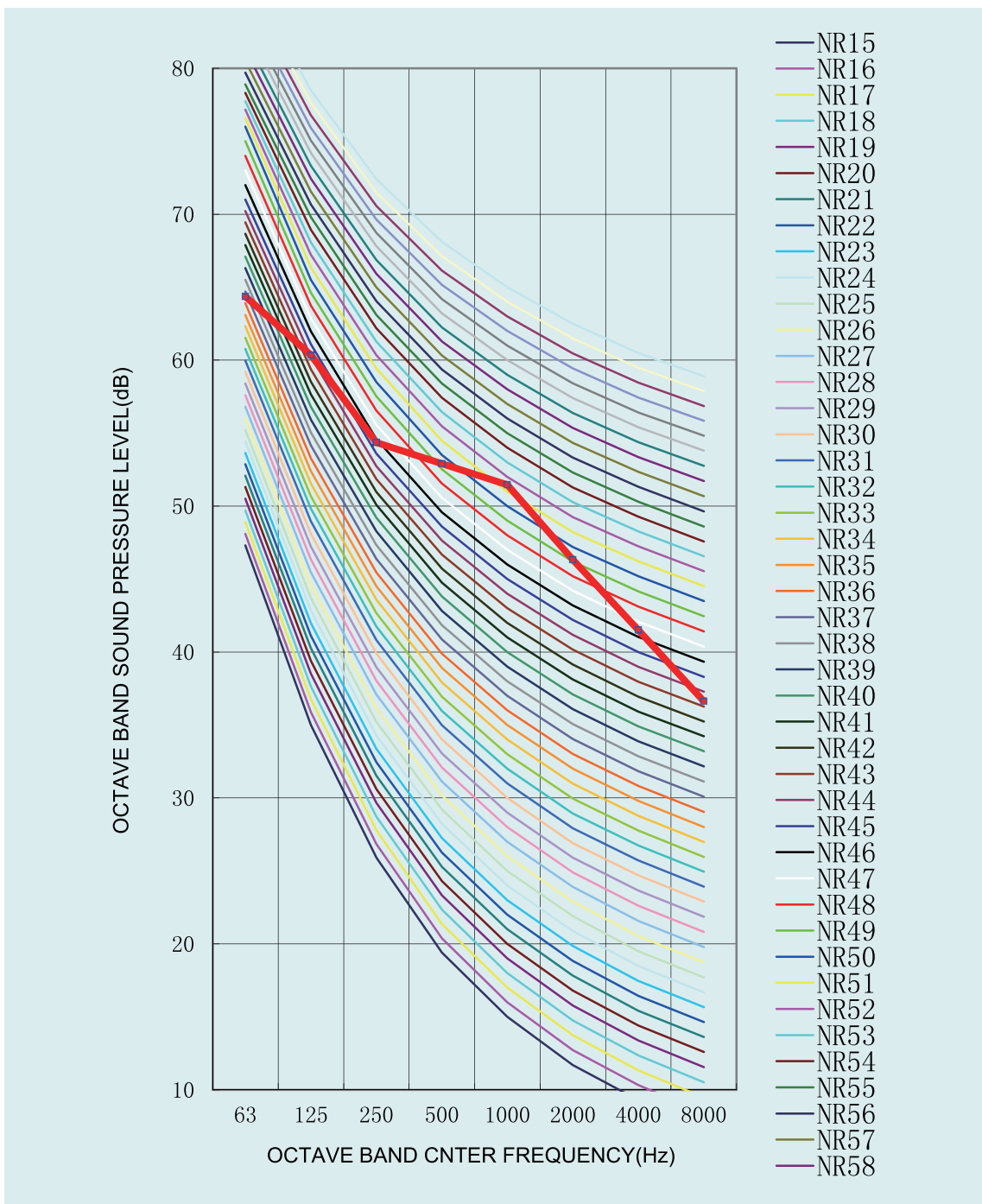
Heating



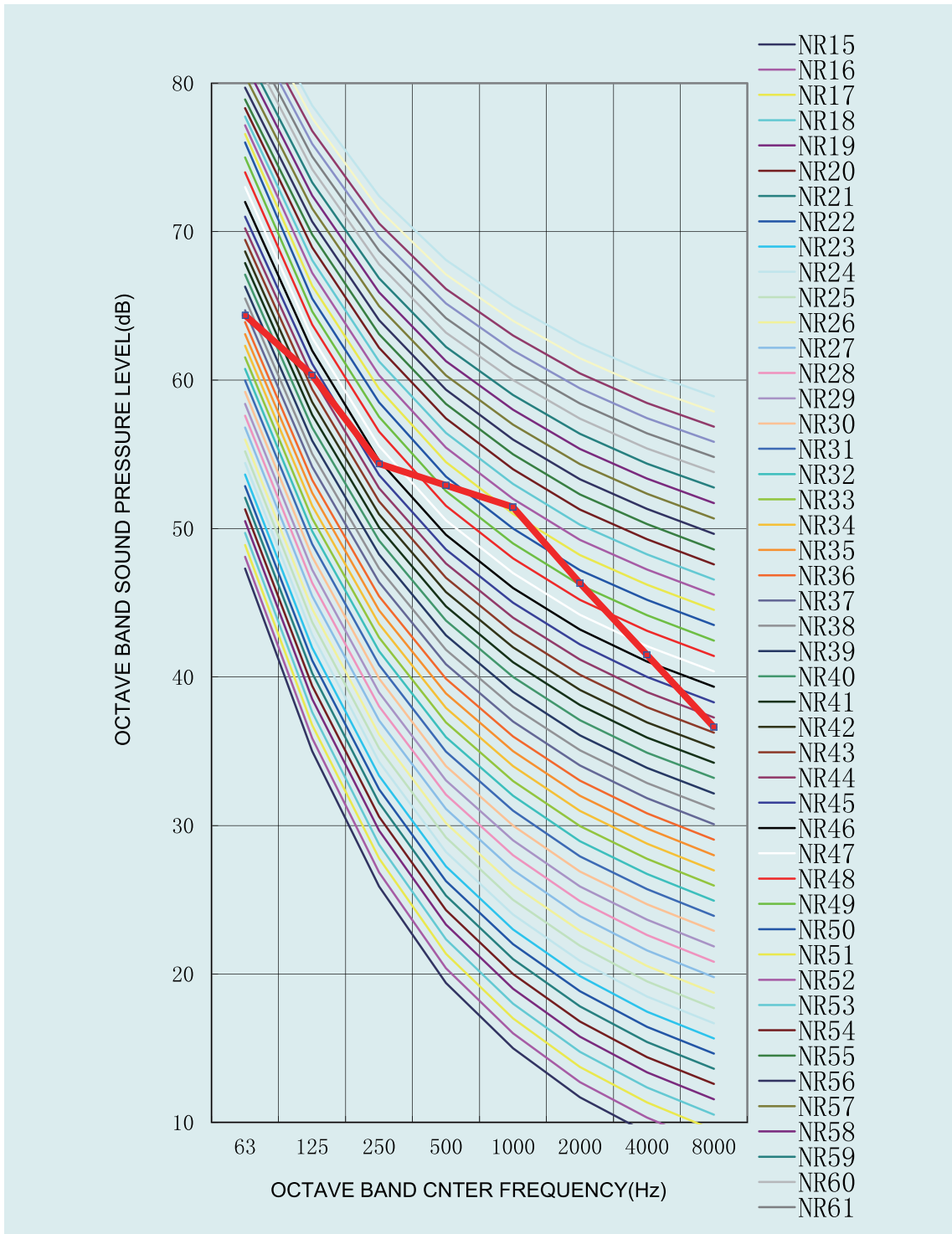
- 1.Data is valid at field condition.
- 2.Data is valid at nominal operation condition.
- 3.dBA =A –weighted sound pressure level (A-scale according to IEC).
- 4.Noise level curve NR: The International Organization for Standardization (ISO) evaluates the noise level (NR) of the noise spectrum using a single value on the spectrum method (according to ISO 1996).

U-Match 5 SERIES AIR CONDITIONERS TSG

GUD71P/A-T, GUD71PS/A-T
Cooling



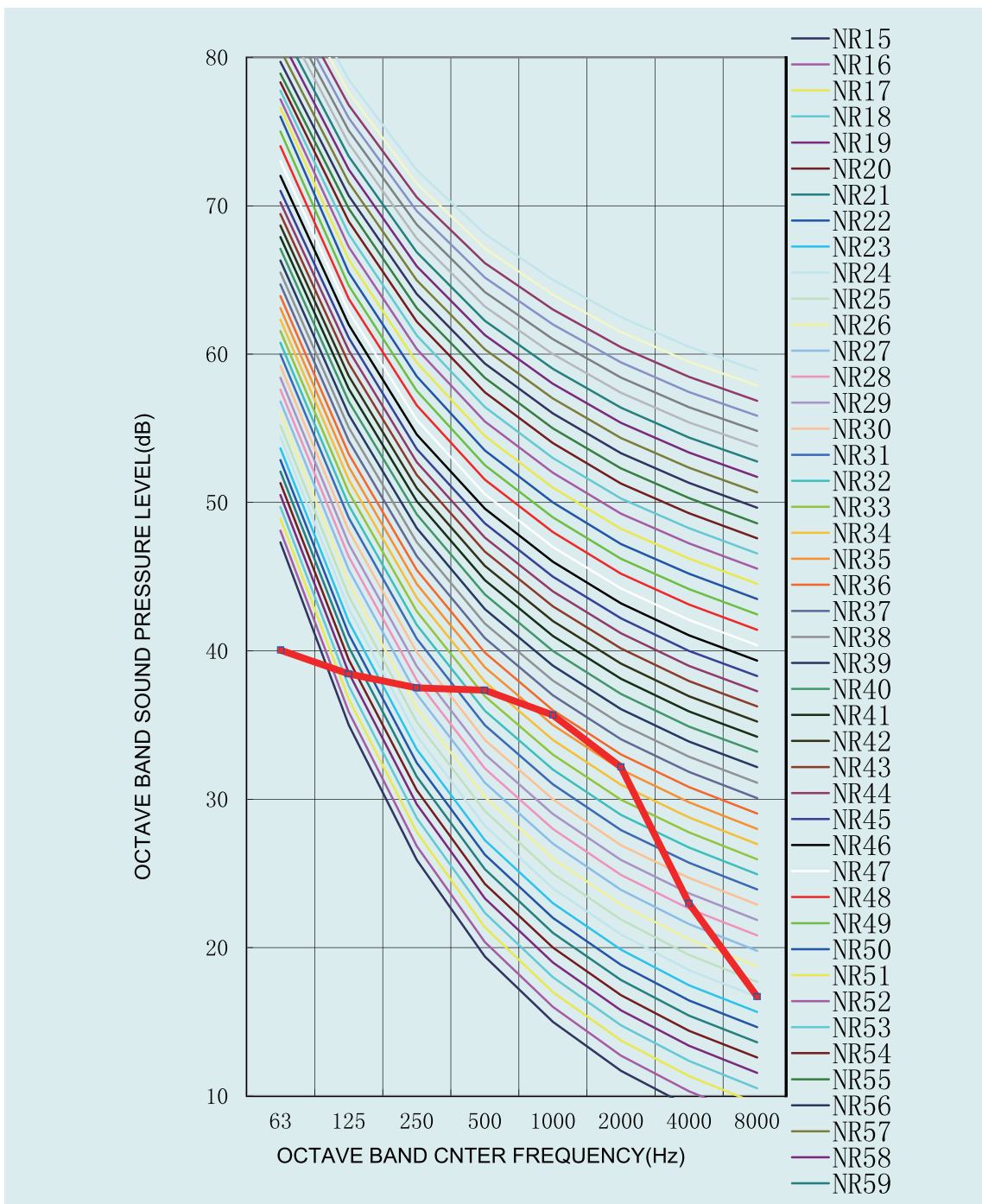
Heating



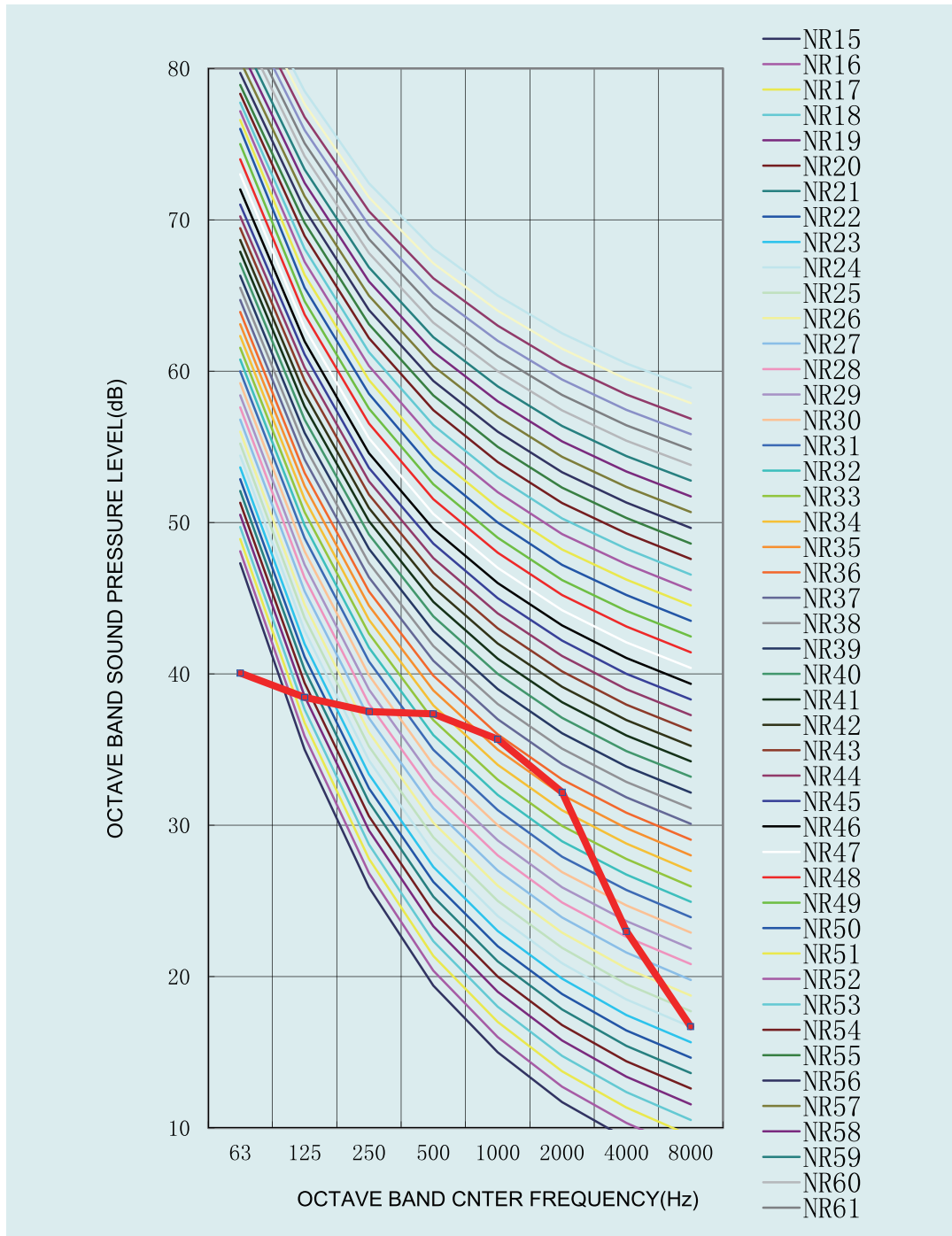
1. Data is valid at field condition.
2. Data is valid at nominal operation condition.
3. dBA = A-weighted sound pressure level (A-scale according to IEC).
4. Noise level curve NR: The International Organization for Standardization (ISO) evaluates the noise level (NR) of the noise spectrum using a single value on the spectrum method (according to ISO 1996).

U-Match 5 SERIES AIR CONDITIONERS TSG

GUD85P/A-T, GUD85PS/A-T
Cooling



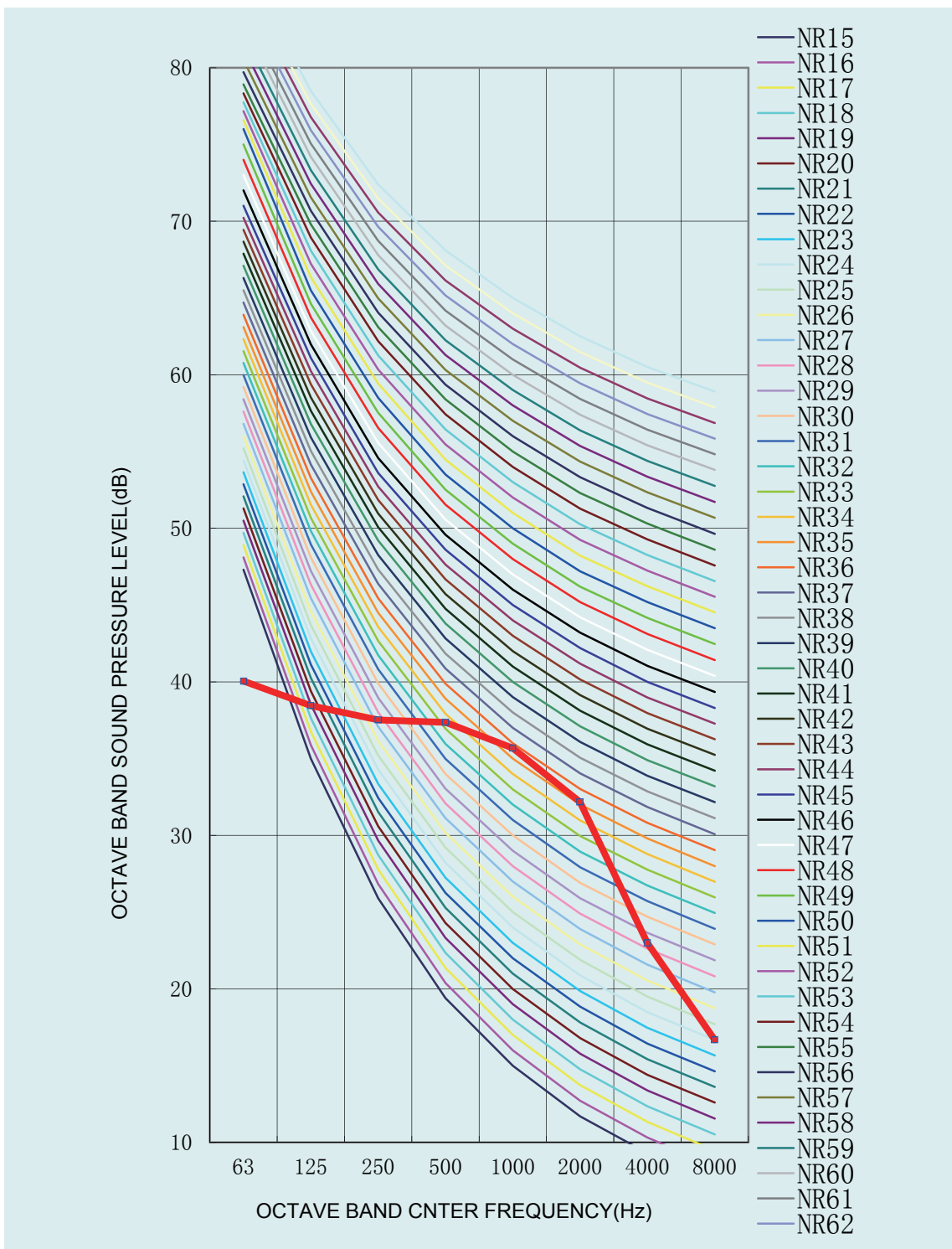
Heating



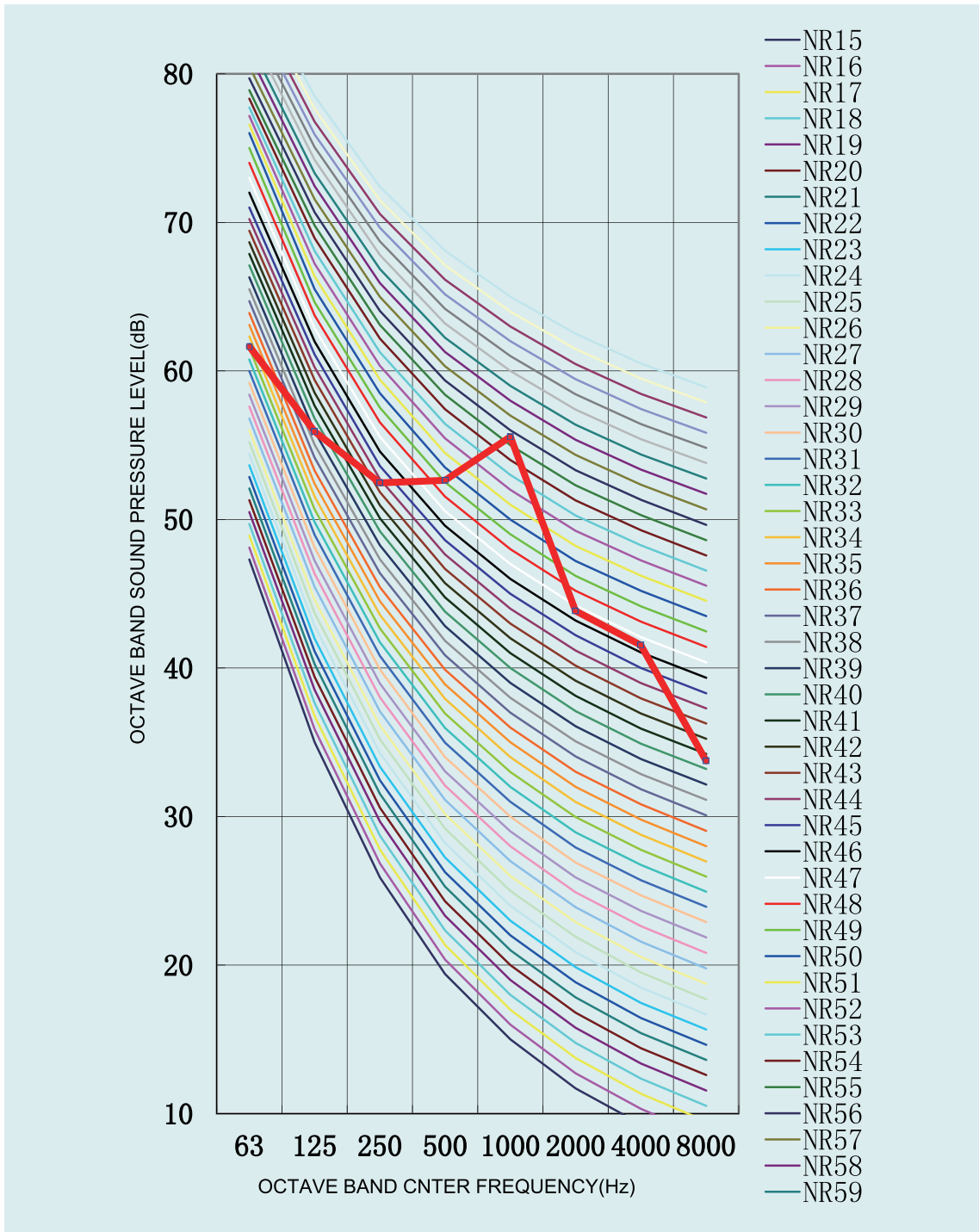
1. Data is valid at field condition.
2. Data is valid at nominal operation condition.
3. dBA = A-weighted sound pressure level (A-scale according to IEC).
4. Noise level curve NR: The International Organization for Standardization (ISO) evaluates the noise level (NR) of the noise spectrum using a single value on the spectrum method (according to ISO 1996).

U-Match 5 SERIES AIR CONDITIONERS TSG

GUD100PH/A-T, GUD100PHS/A-T
Cooling



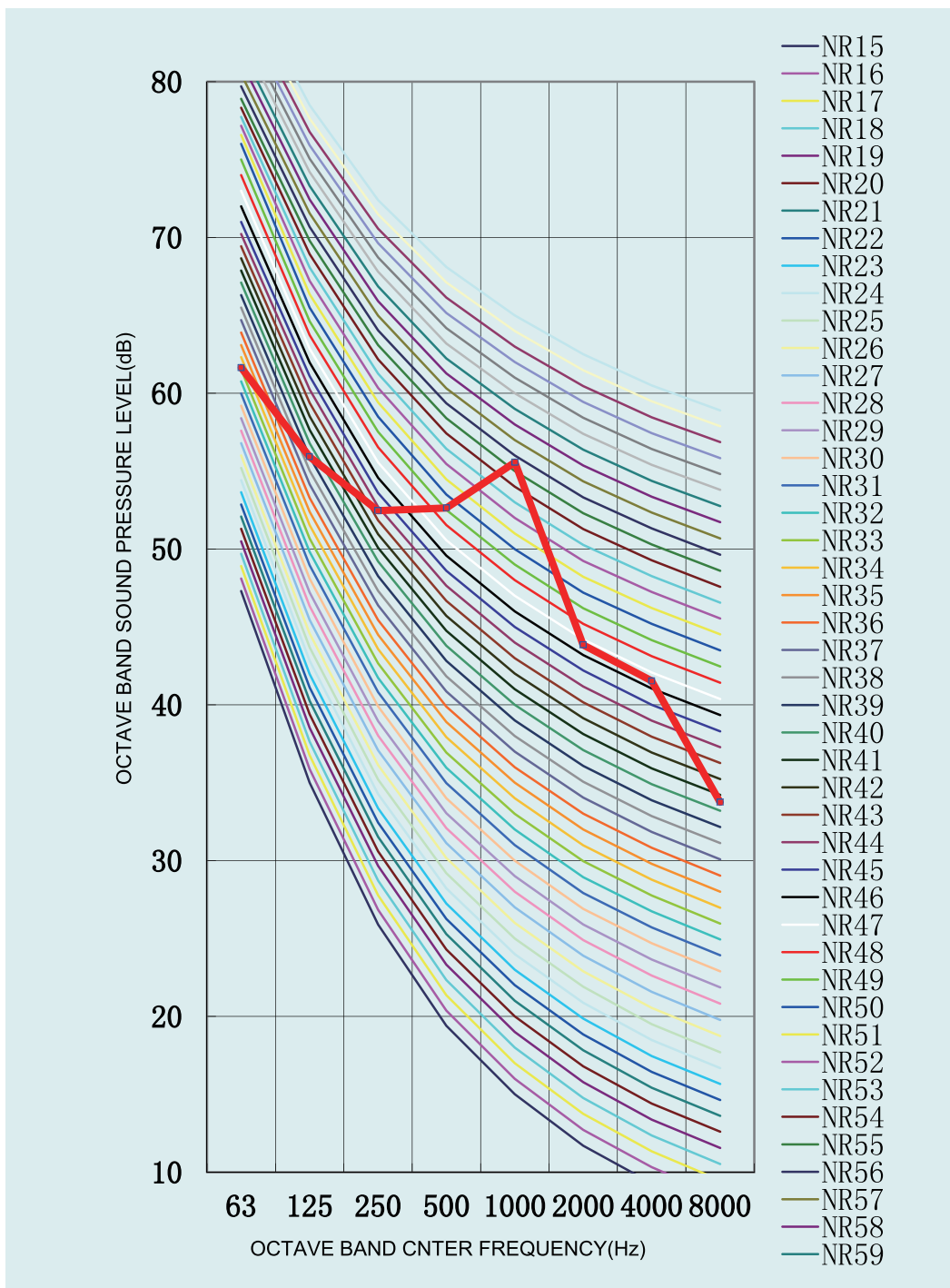
Heating



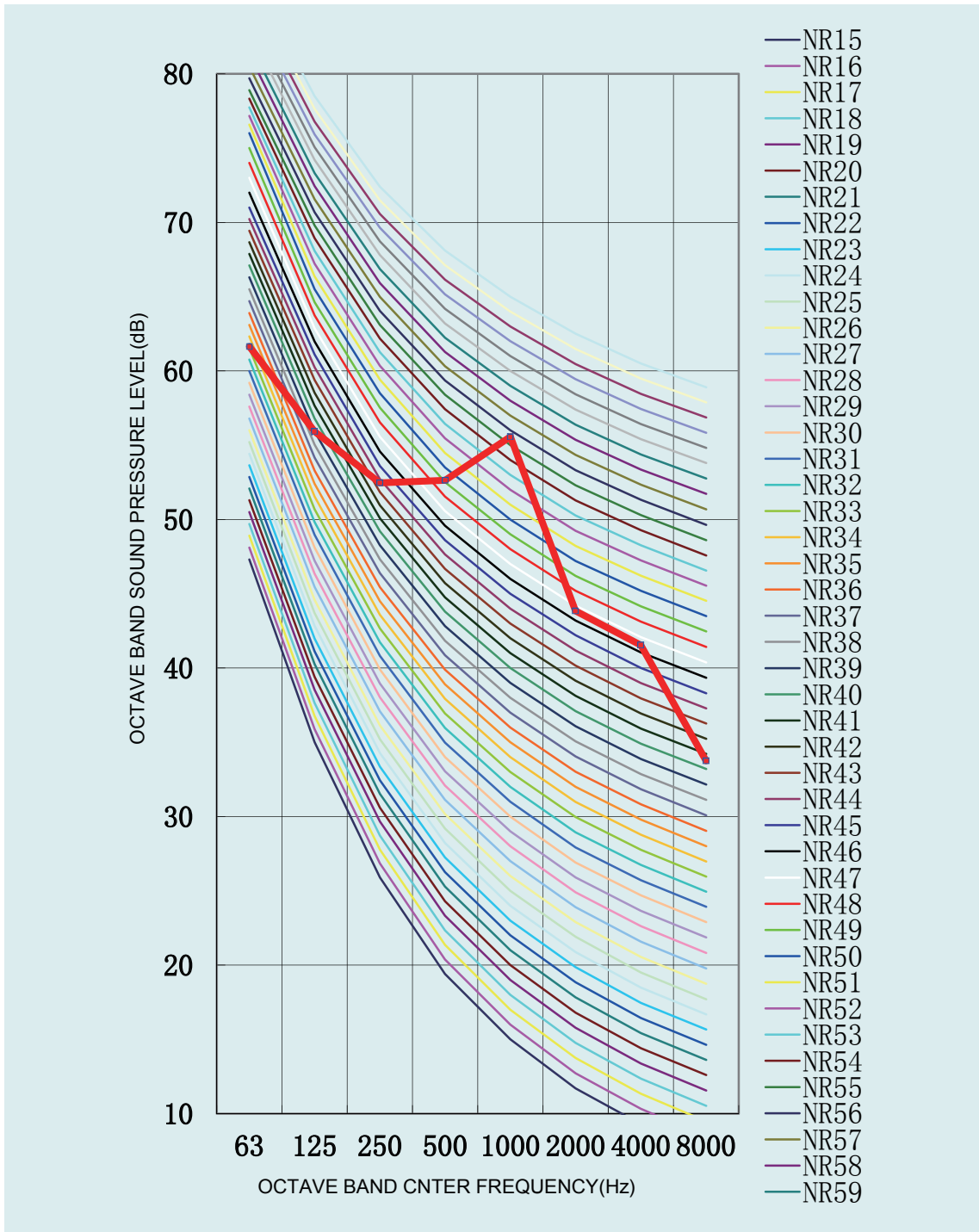
- 1.Data is valid at field condition.
- 2.Data is valid at nominal operation condition.
- 3.dBA =A –weighted sound pressure level (A-scale according to IEC).
- 4.Noise level curve NR: The International Organization for Standardization (ISO) evaluates the noise level (NR) of the noise spectrum using a single value on the spectrum method (according to ISO 1996).

U-Match 5 SERIES AIR CONDITIONERS TSG

GUD125PH/A-T, GUD125PHS/A-T
Cooling



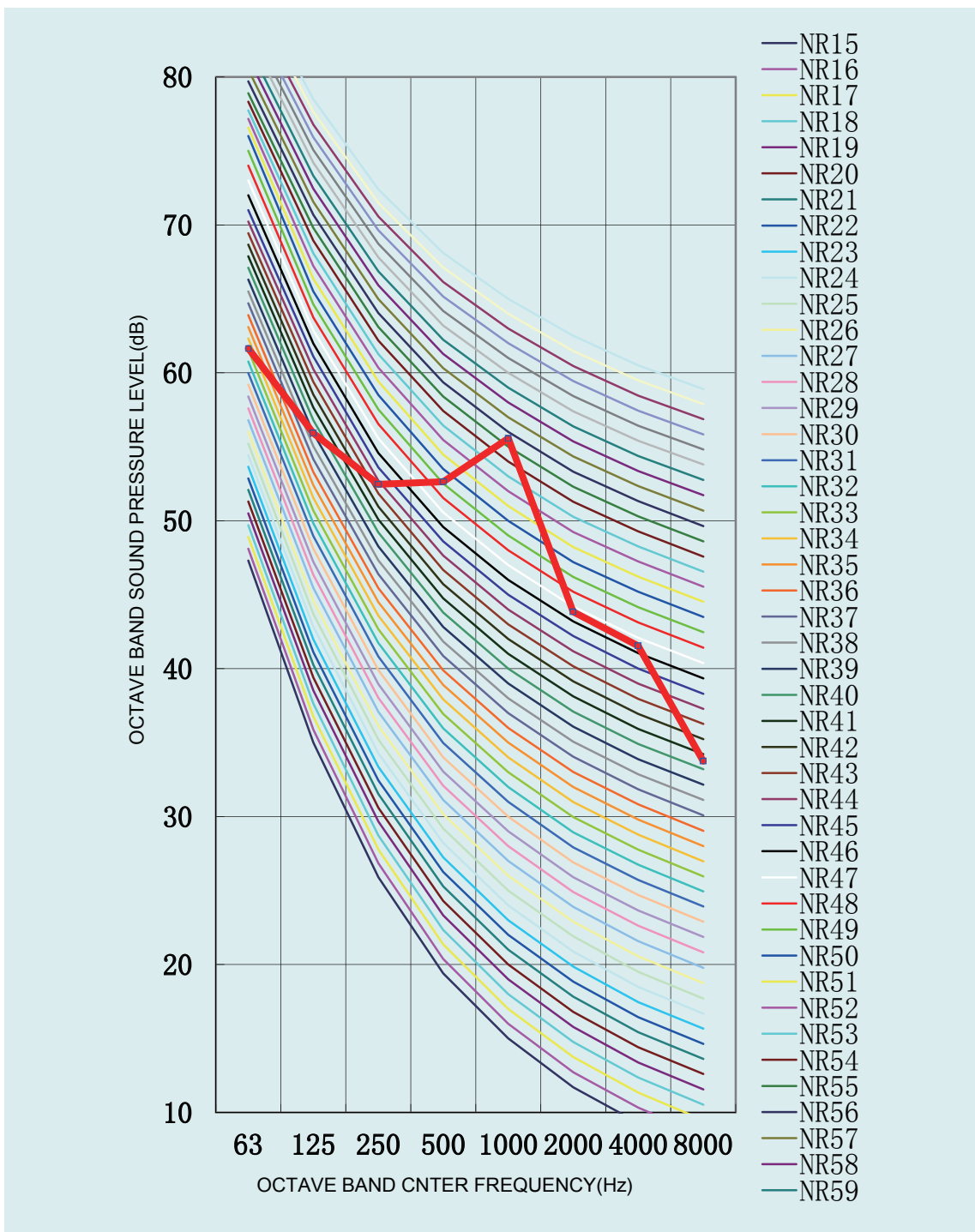
Heating



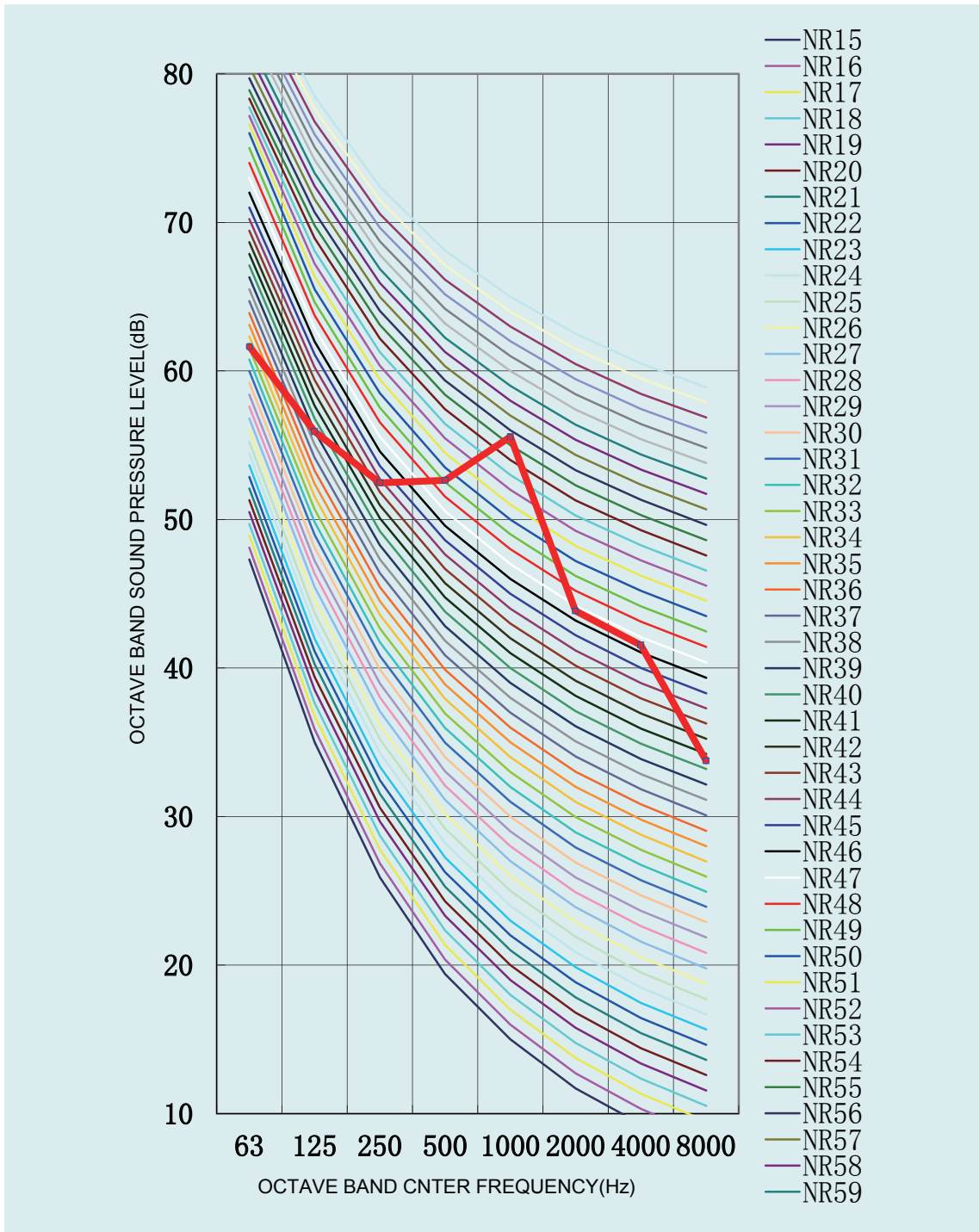
- 1.Data is valid at field condition.
- 2.Data is valid at nominal operation condition.
- 3.dBA =A –weighted sound pressure level (A-scale according to IEC).
- 4.Noise level curve NR: The International Organization for Standardization (ISO) evaluates the noise level (NR) of the noise spectrum using a single value on the spectrum method (according to ISO 1996).

U-Match 5 SERIES AIR CONDITIONERS TSG

GUD140PH/A-T, GUD140PHS/A-T
Cooling



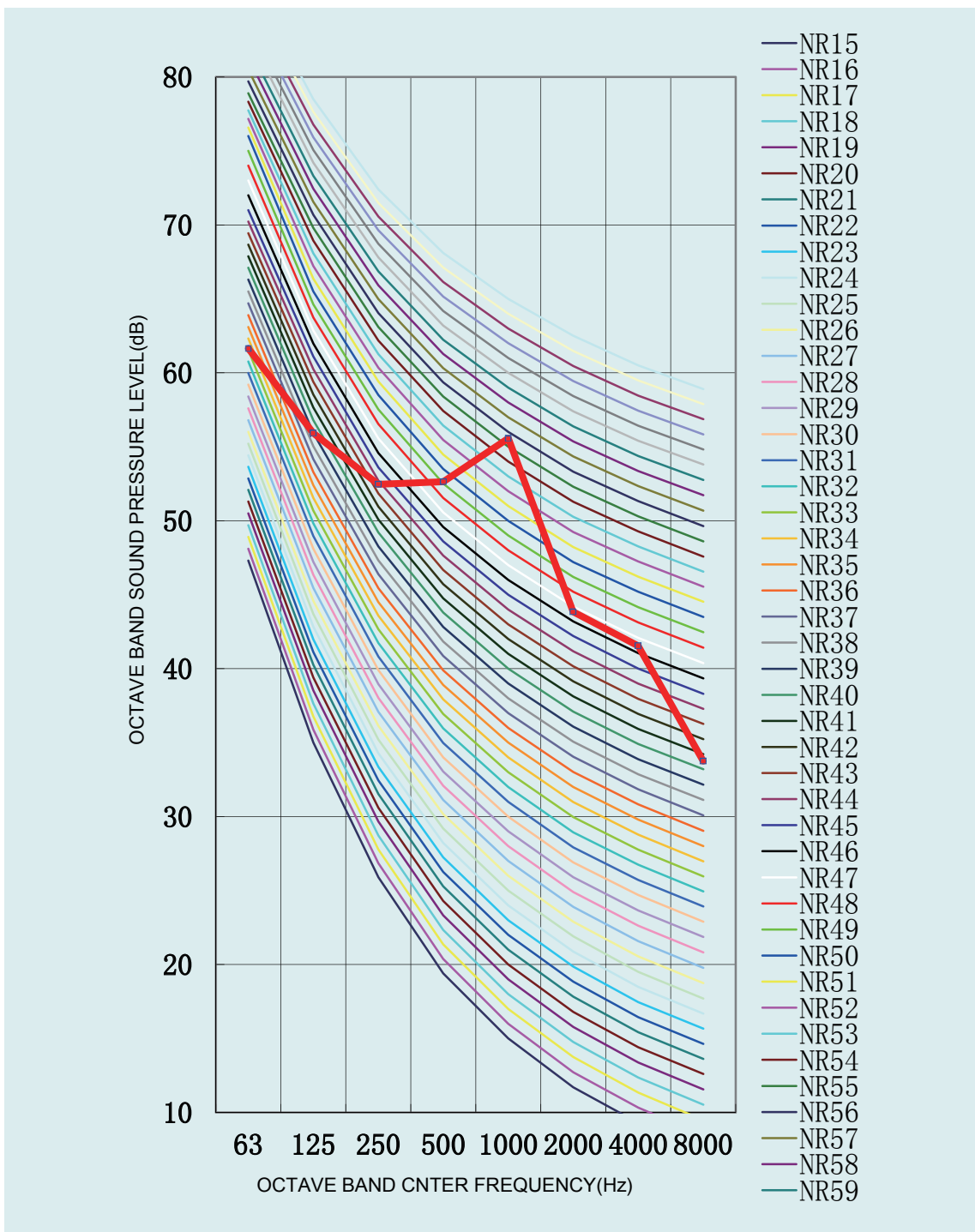
Heating



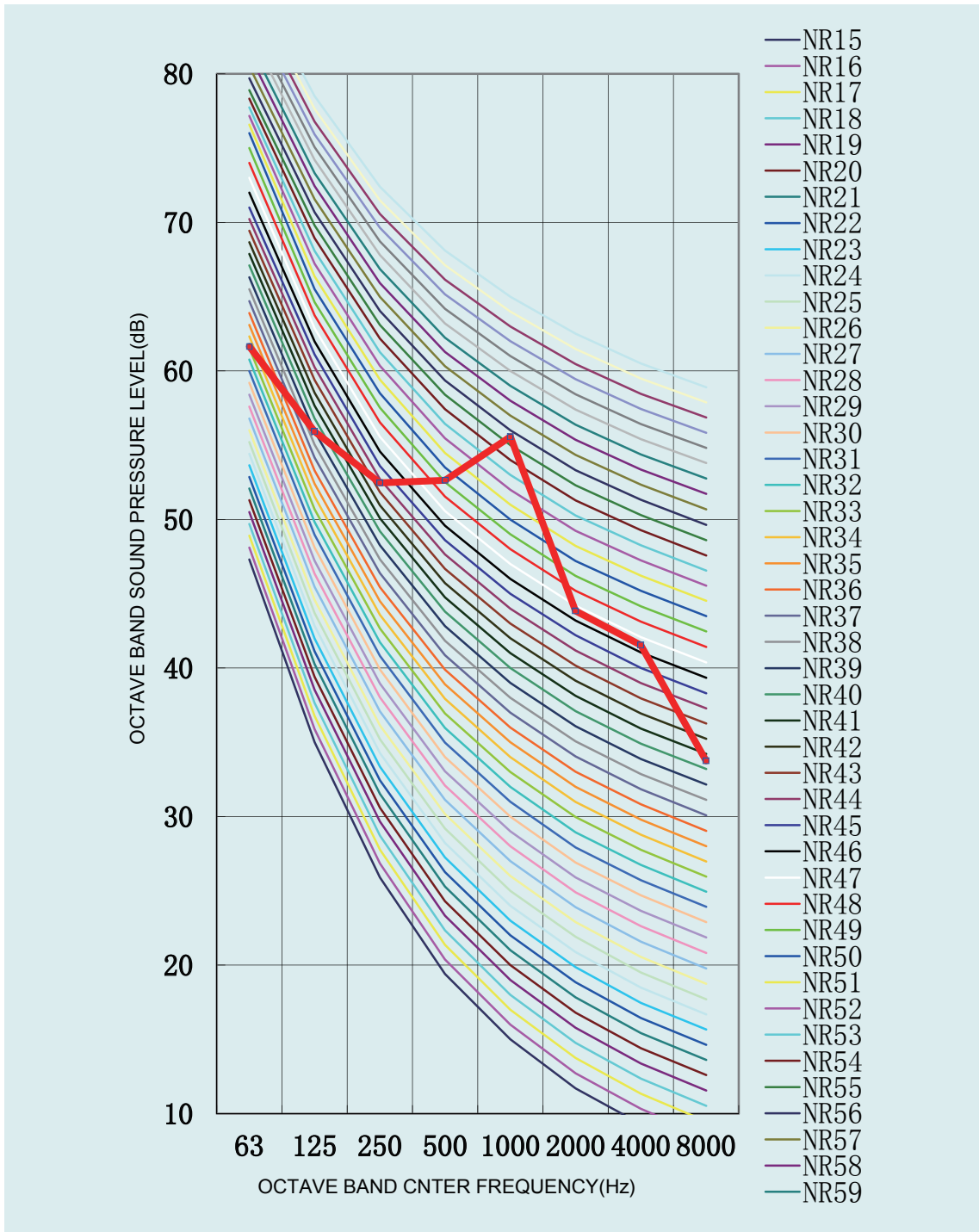
1. Data is valid at field condition.
2. Data is valid at nominal operation condition.
3. dBA = A-weighted sound pressure level (A-scale according to IEC).
4. Noise level curve NR: The International Organization for Standardization (ISO) evaluates the noise level (NR) of the noise spectrum using a single value on the spectrum method (according to ISO 1996).

U-Match 5 SERIES AIR CONDITIONERS TSG

GUD160PH/A-T, GUD160PHS/A-T
Cooling



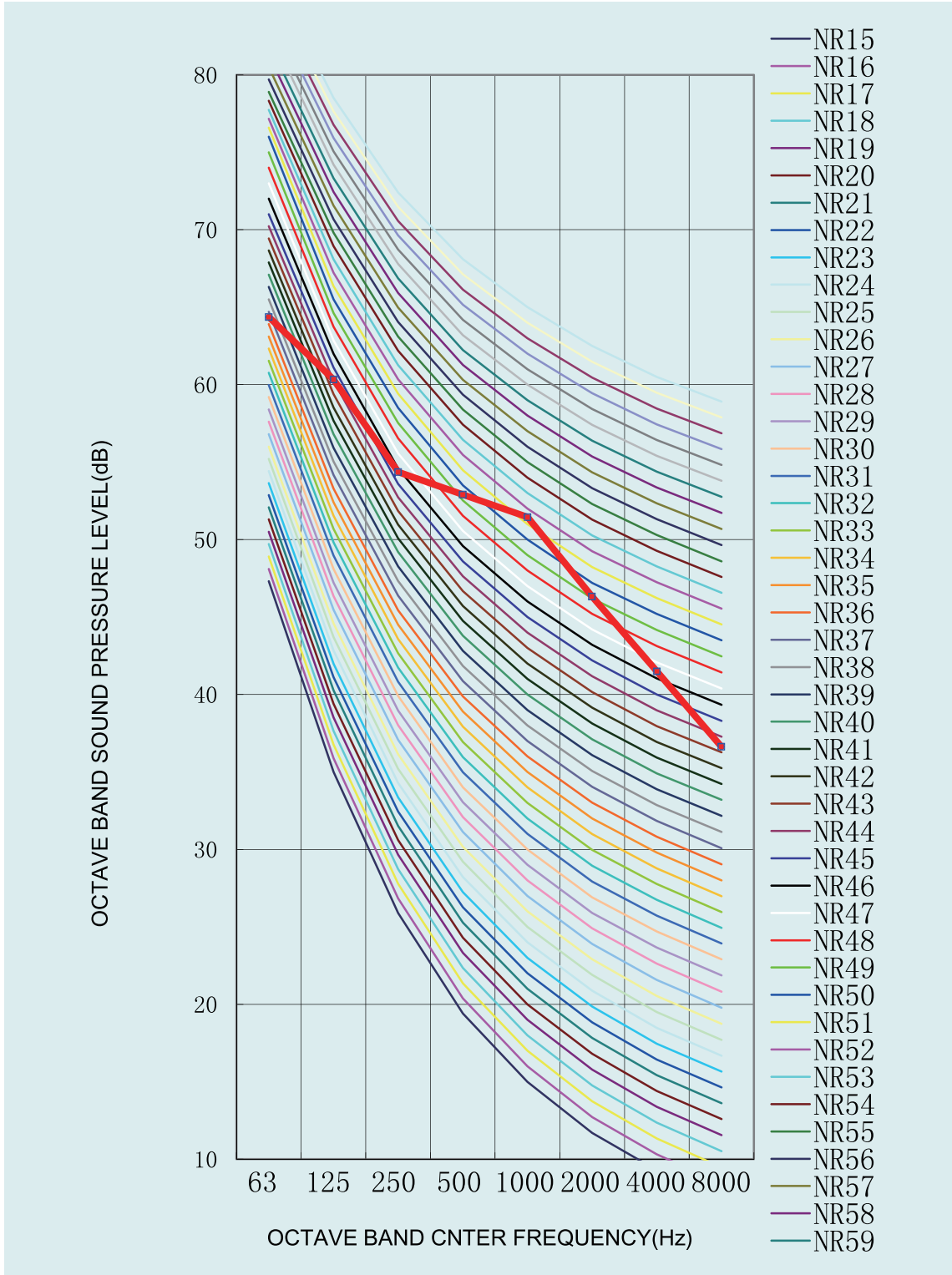
Heating



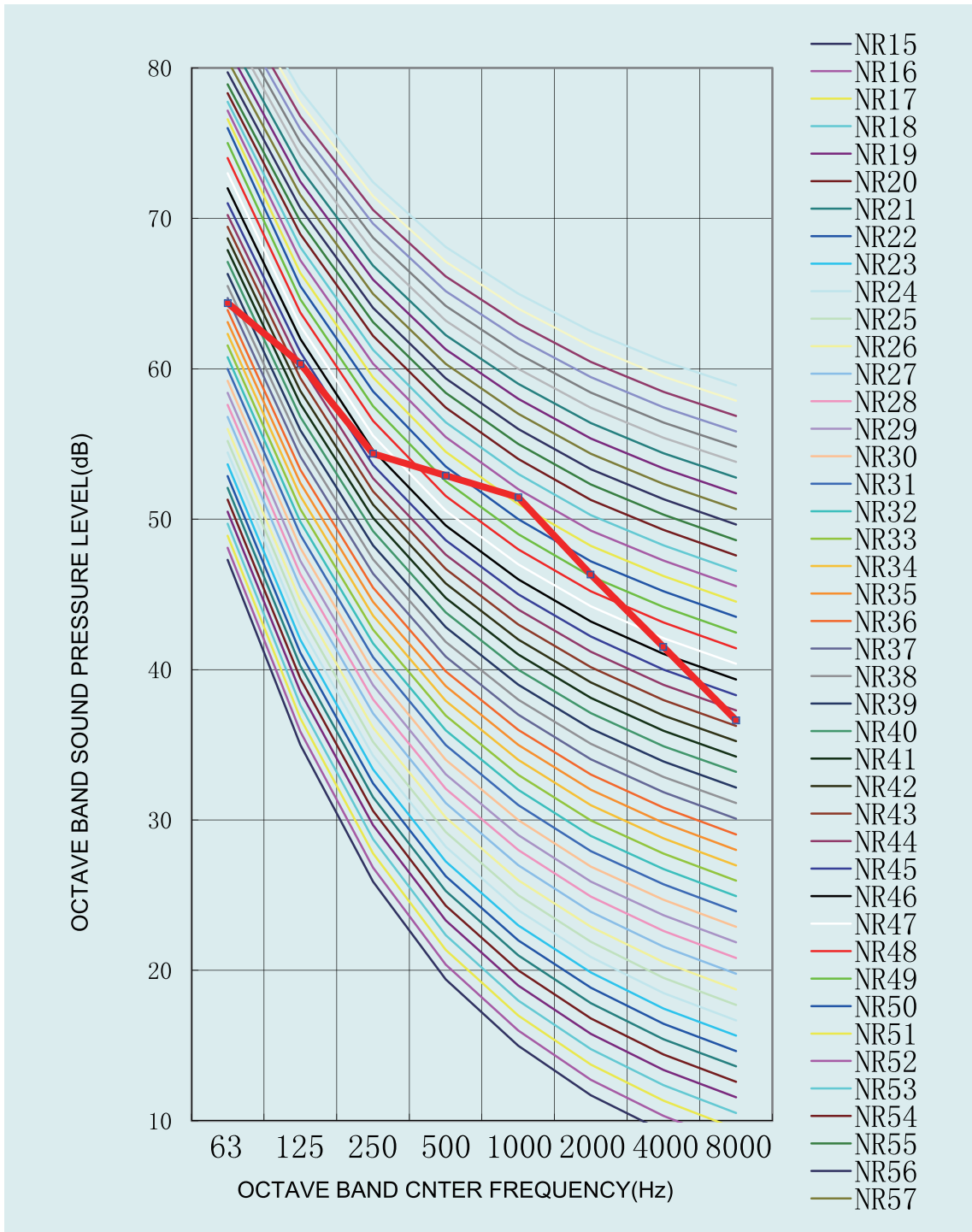
- 1.Data is valid at field condition.
- 2.Data is valid at nominal operation condition.
- 3.dBA =A –weighted sound pressure level (A-scale according to IEC).
- 4.Noise level curve NR: The International Organization for Standardization (ISO) evaluates the noise level (NR) of the noise spectrum using a single value on the spectrum method (according to ISO 1996).

U-Match 5 SERIES AIR CONDITIONERS TSG

GUD35ZD/A-T
Cooling



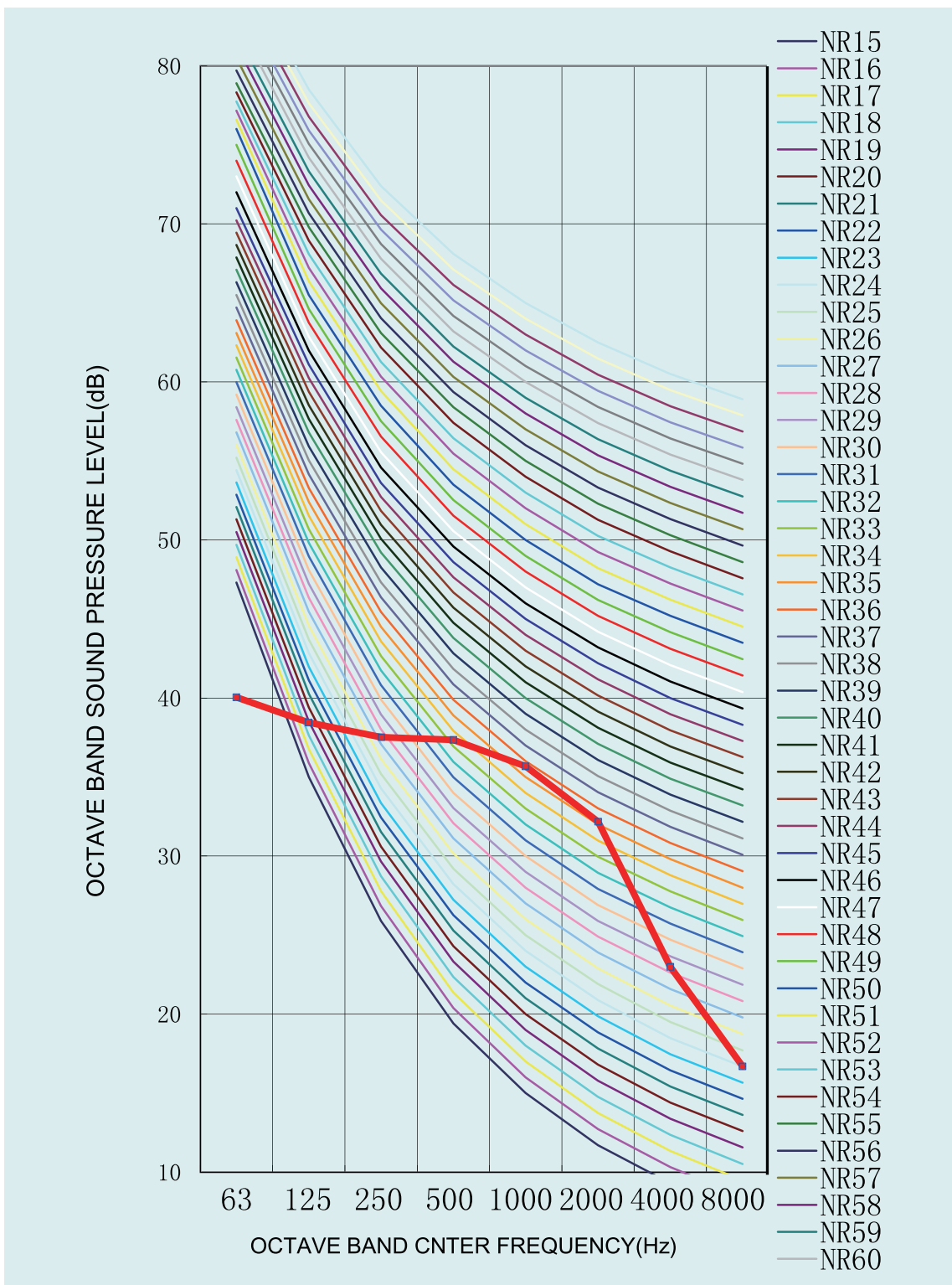
Heating



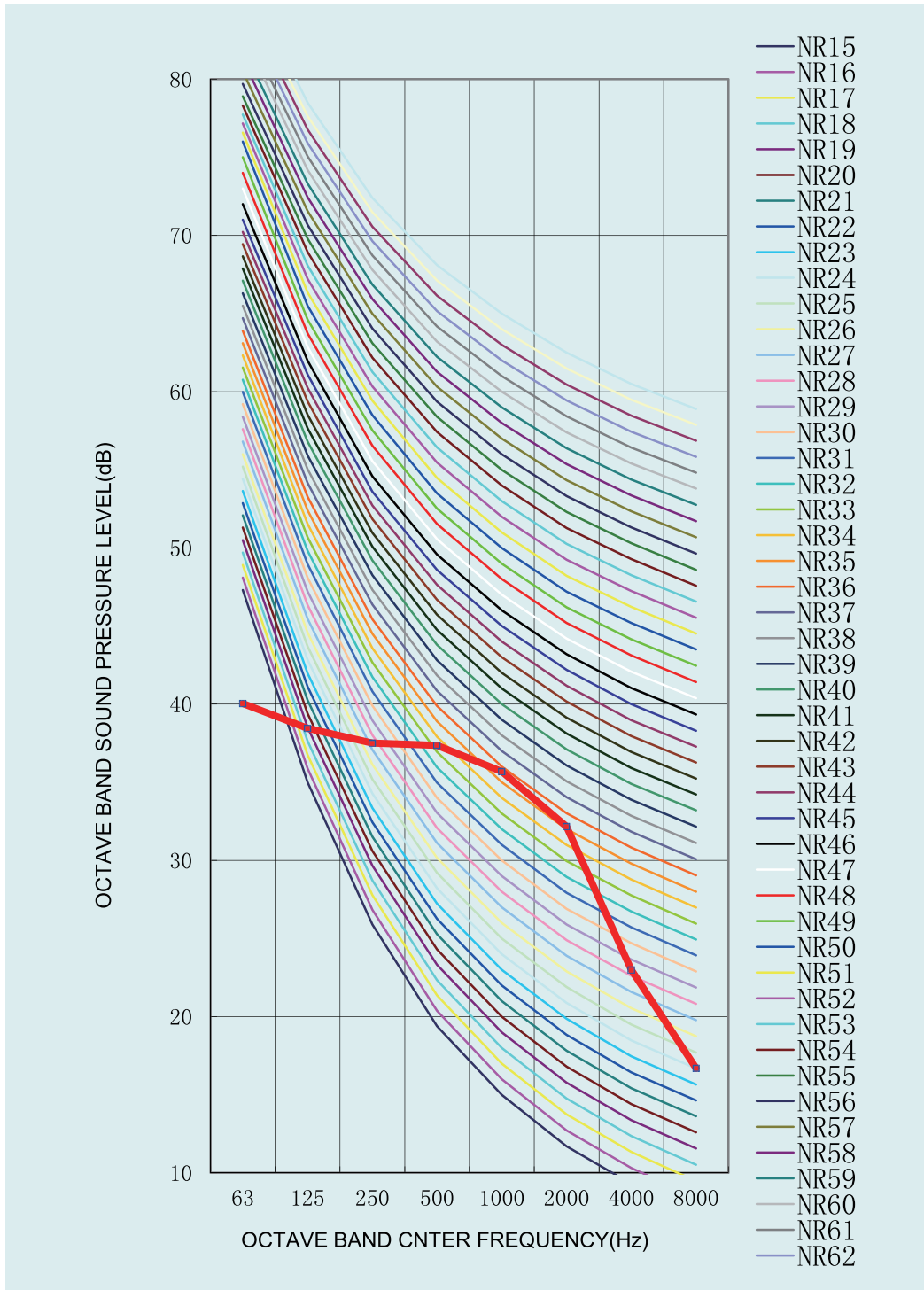
- 1.Data is valid at field condition.
- 2.Data is valid at nominal operation condition.
- 3.dBA =A –weighted sound pressure level (A-scale according to IEC).
- 4.Noise level curve NR: The International Organization for Standardization (ISO) evaluates the noise level (NR) of the noise spectrum using a single value on the spectrum method (according to ISO 1996).

U-Match 5 SERIES AIR CONDITIONERS TSG

GUD50ZD/A-T
Cooling



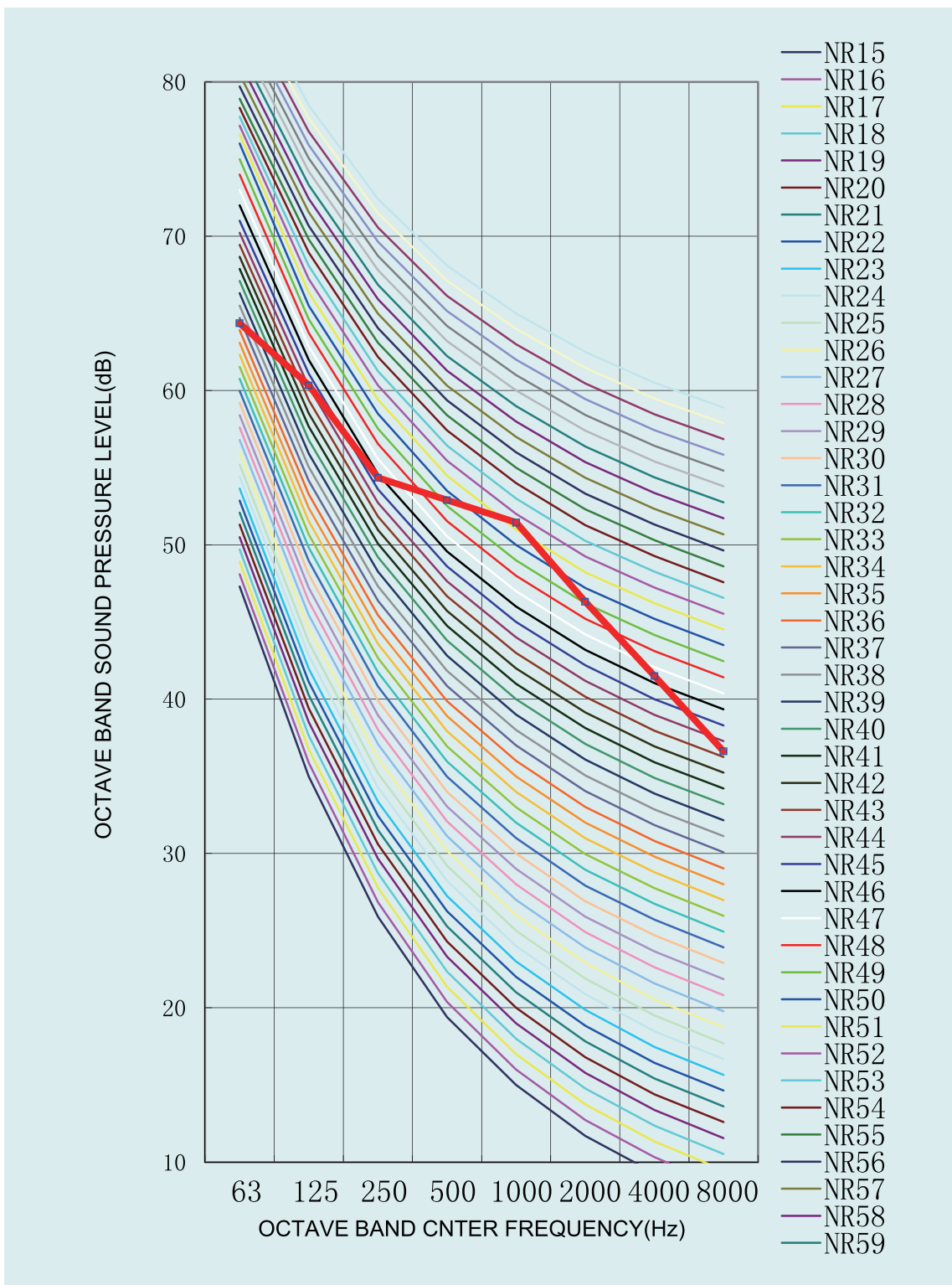
Heating



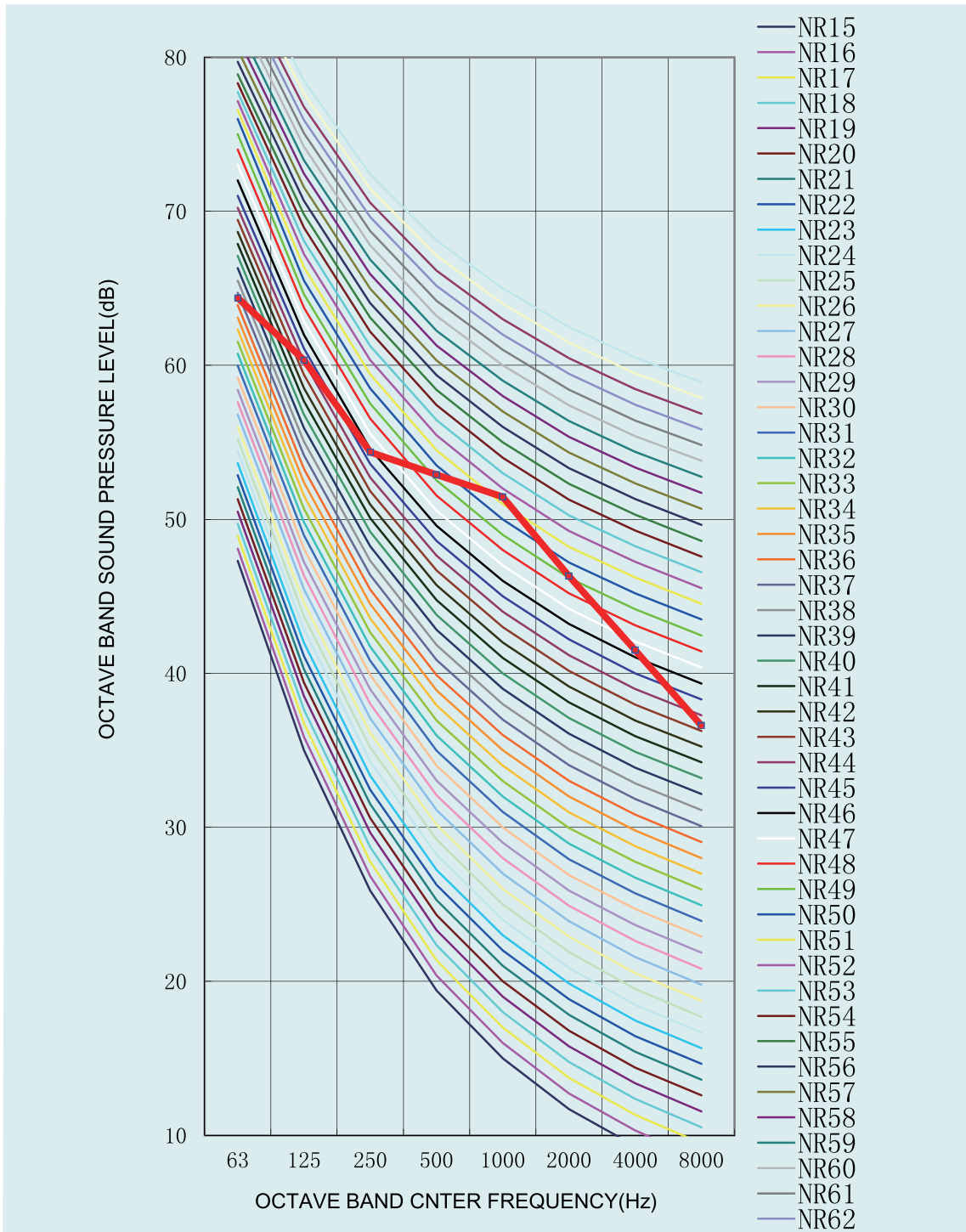
1. Data is valid at field condition.
2. Data is valid at nominal operation condition.
3. dBA = A-weighted sound pressure level (A-scale according to IEC).
4. Noise level curve NR: The International Organization for Standardization (ISO) evaluates the noise level (NR) of the noise spectrum using a single value on the spectrum method (according to ISO 1996).

U-Match 5 SERIES AIR CONDITIONERS TSG

GUD71ZD/A-T
Cooling



Heating



1.Data is valid at field condition.

2.Data is valid at nominal operation condition.

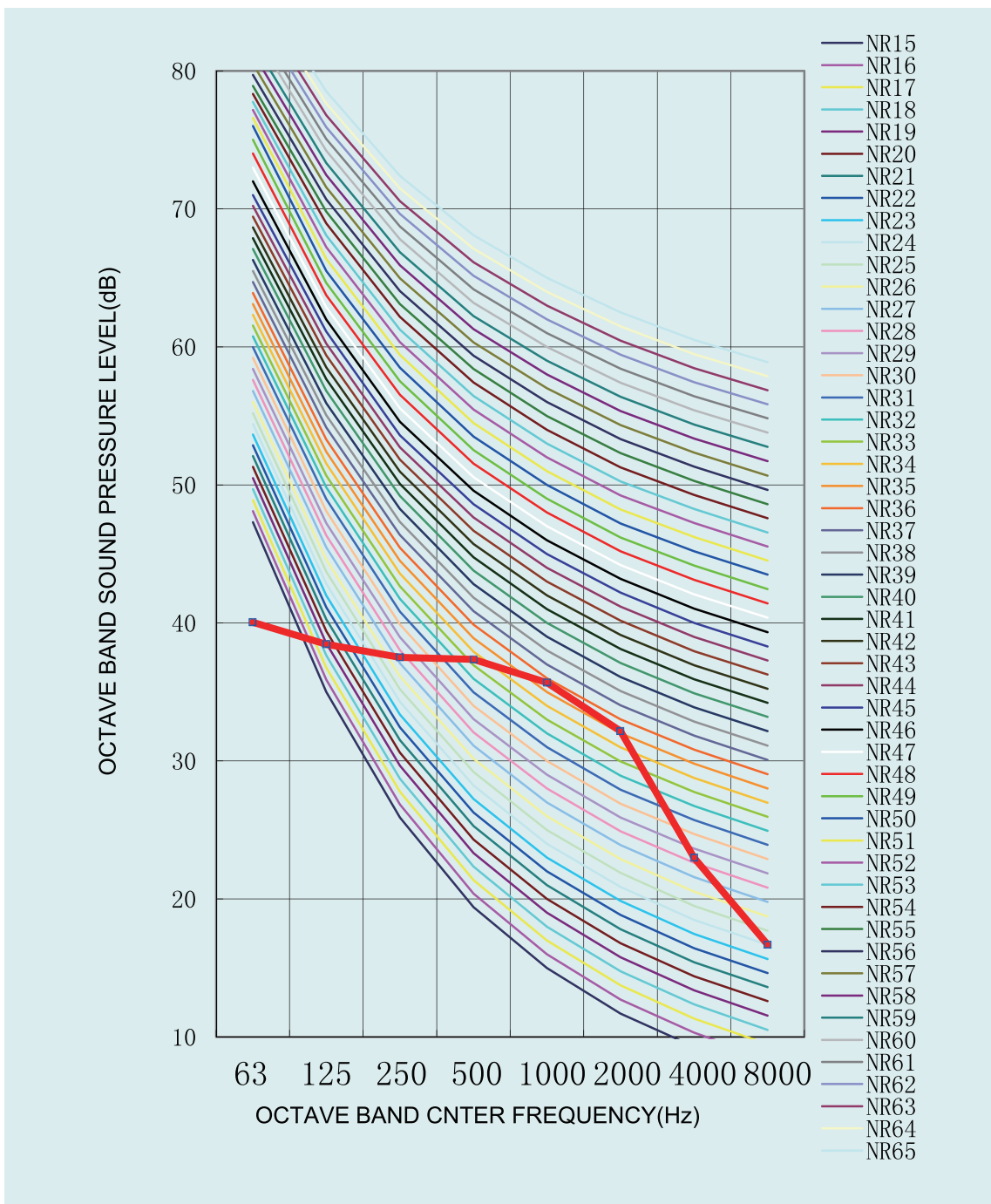
3.dBA =A –weighted sound pressure level (A-scale according to IEC).

4.Noise level curve NR: The International Organization for Standardization (ISO) evaluates the noise level (NR) of the noise spectrum using a single value on the spectrum method (according to ISO 1996).

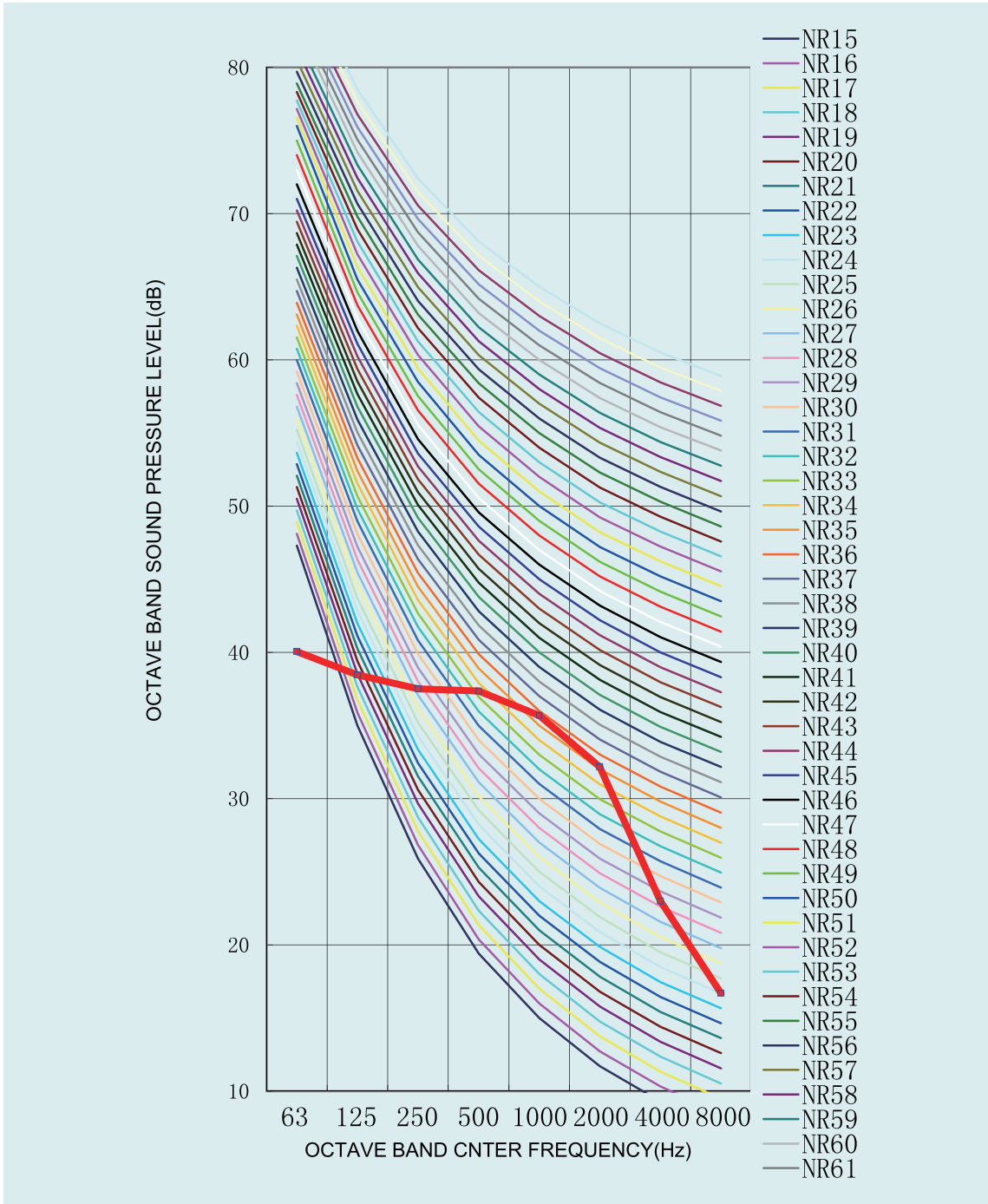
GUD85ZD/A-T

U-Match 5 SERIES AIR CONDITIONERS TSG

Cooling



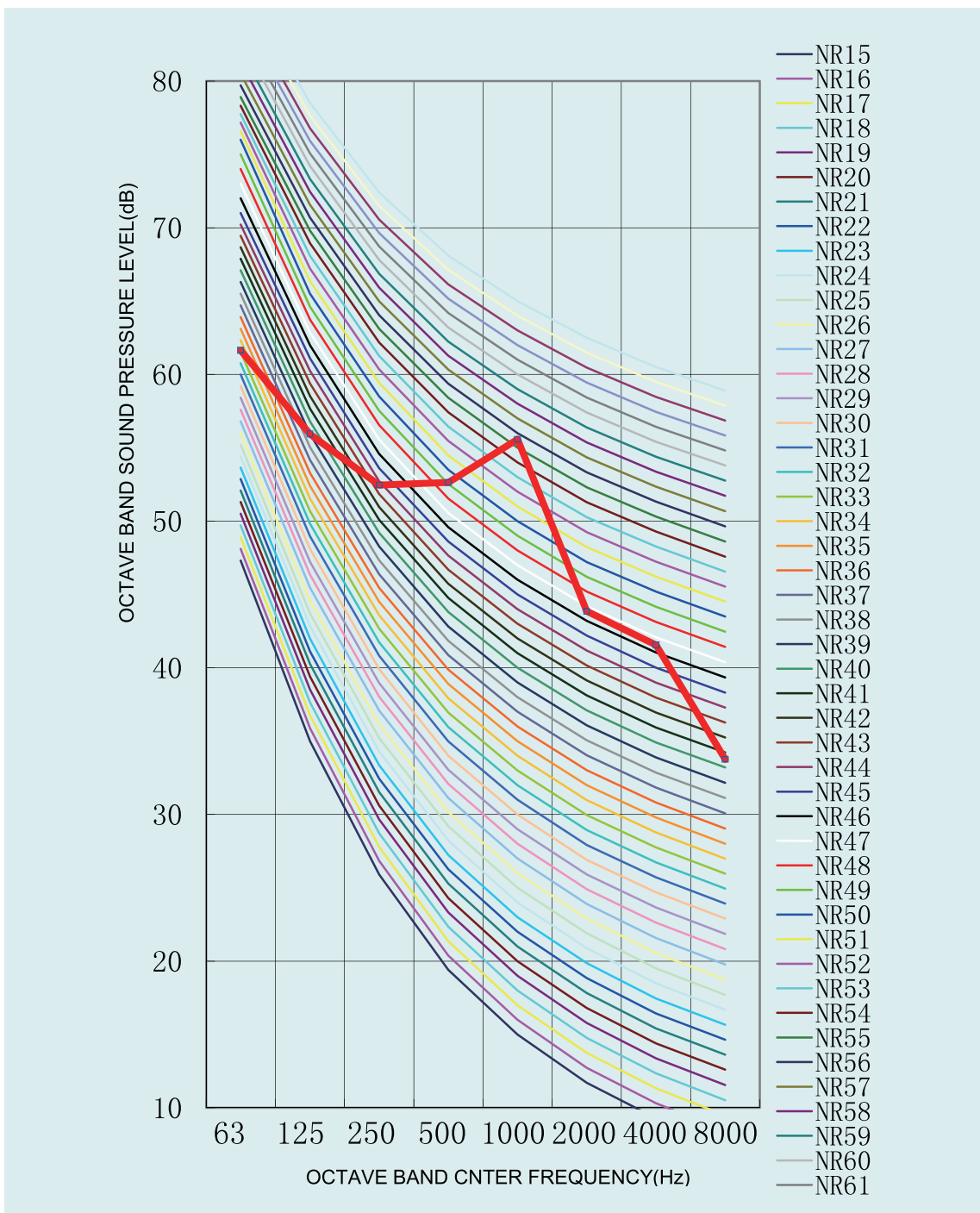
Heating



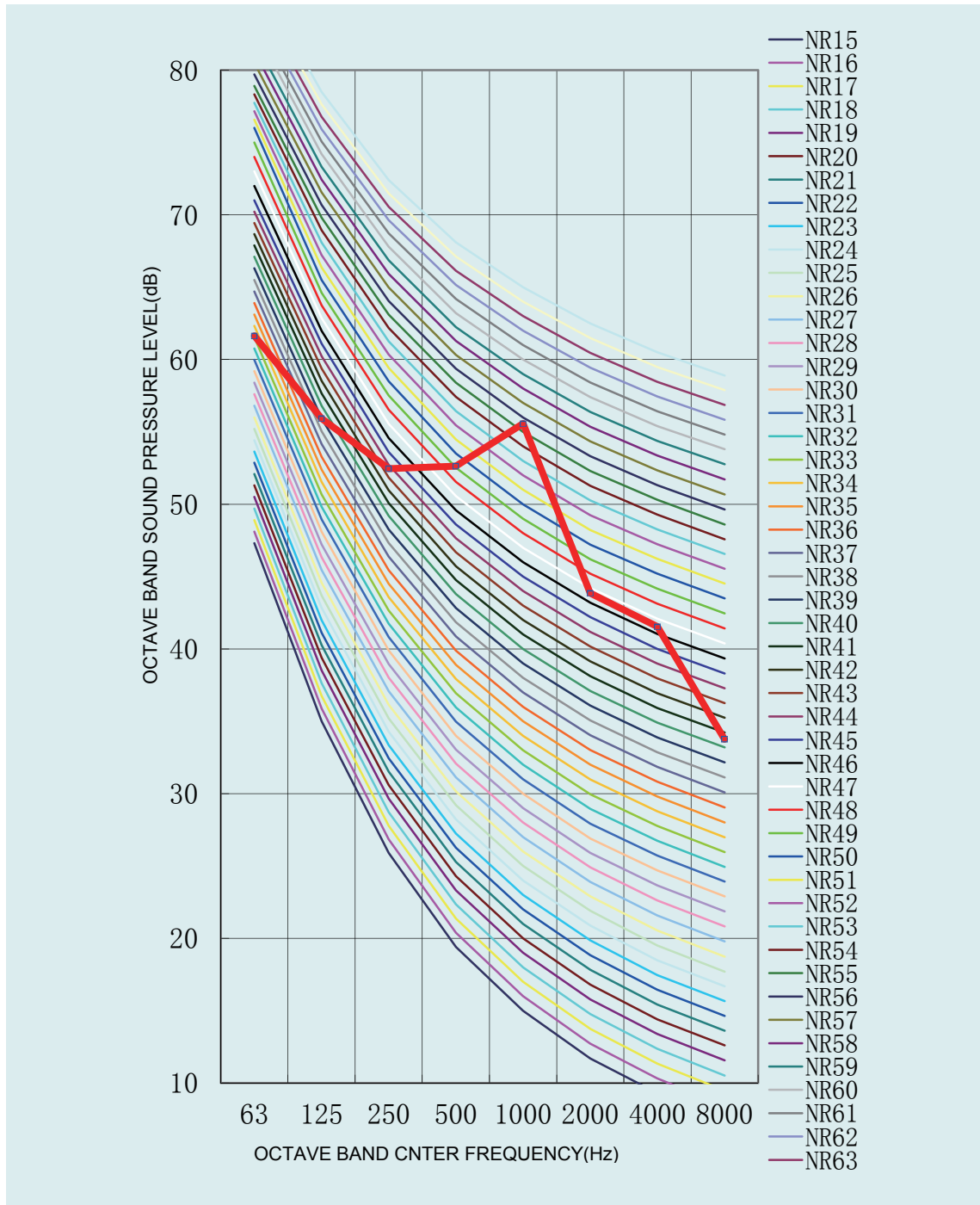
1. Data is valid at field condition.
2. Data is valid at nominal operation condition.
3. dBA = A-weighted sound pressure level (A-scale according to IEC).
4. Noise level curve NR: The International Organization for Standardization (ISO) evaluates the noise level (NR) of the noise spectrum using a single value on the spectrum method (according to ISO 1996).

U-Match 5 SERIES AIR CONDITIONERS TSG

GUD100ZD/A-T
Cooling



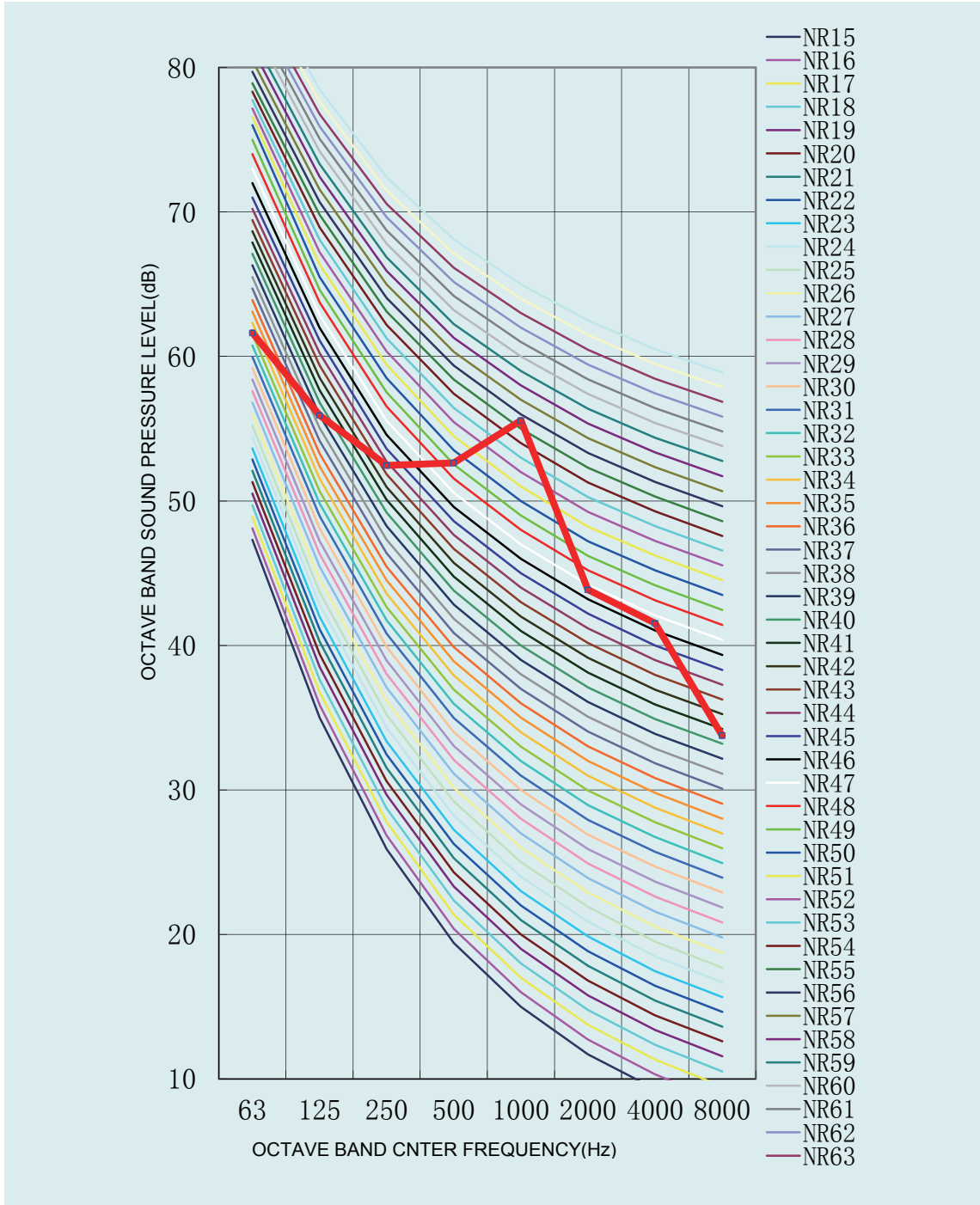
Heating



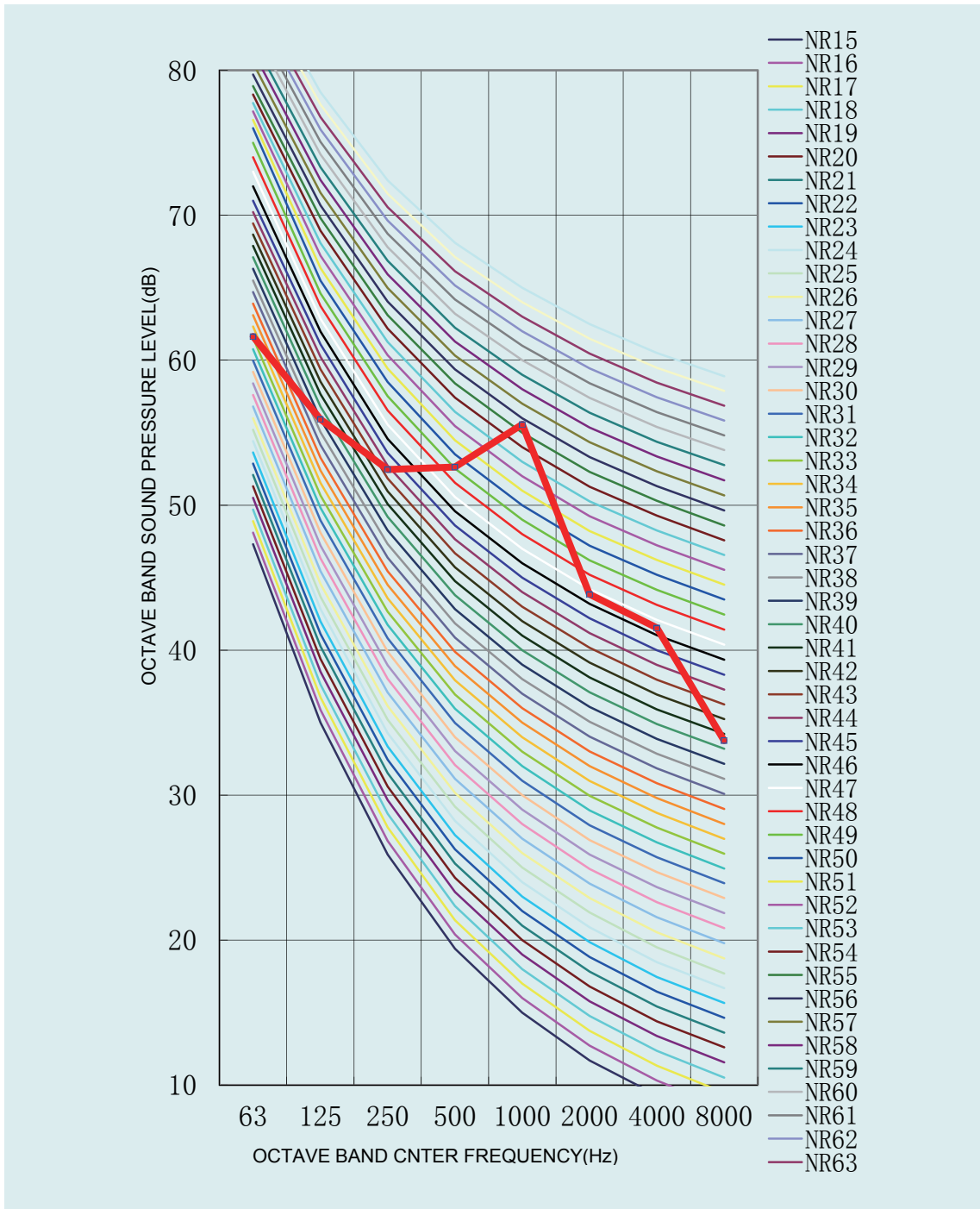
- 1.Data is valid at field condition.
- 2.Data is valid at nominal operation condition.
- 3.dBA =A –weighted sound pressure level (A-scale according to IEC).
- 4.Noise level curve NR: The International Organization for Standardization (ISO) evaluates the noise level (NR) of the noise spectrum using a single value on the spectrum method (according to ISO 1996).

U-Match 5 SERIES AIR CONDITIONERS TSG

GUD125ZD/A-T
Cooling



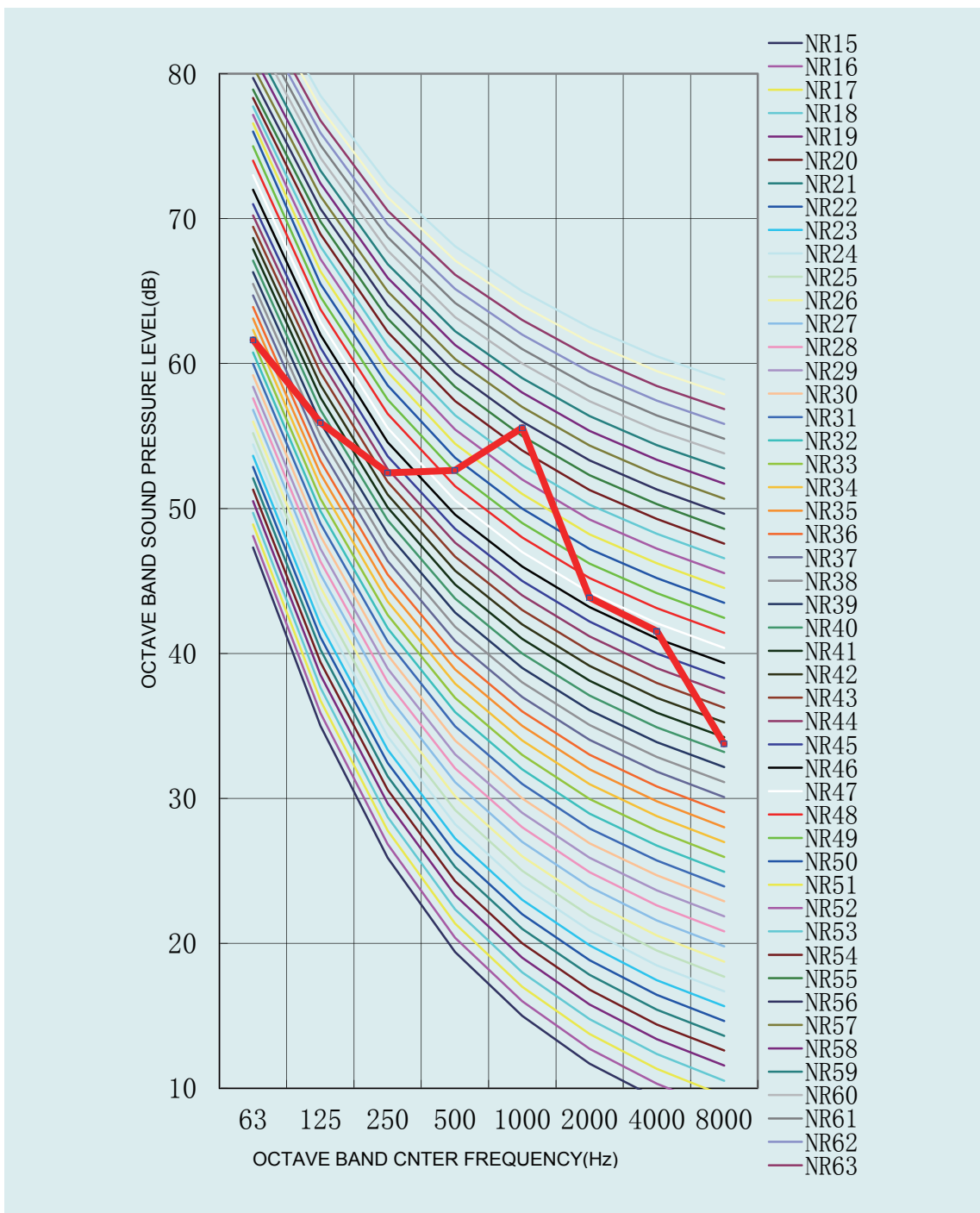
Heating



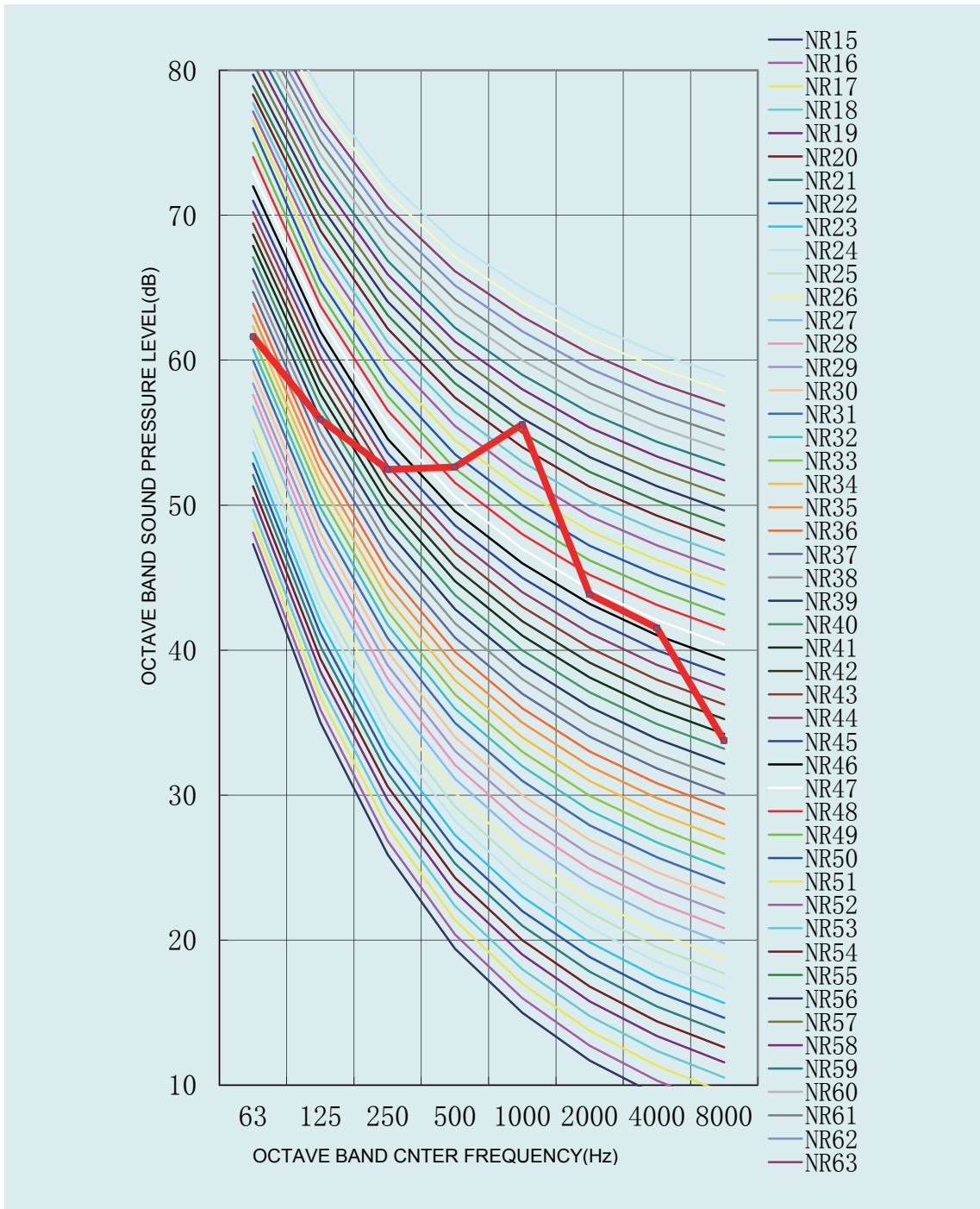
- 1.Data is valid at field condition.
- 2.Data is valid at nominal operation condition.
- 3.dBA =A –weighted sound pressure level (A-scale according to IEC).
- 4.Noise level curve NR: The International Organization for Standardization (ISO) evaluates the noise level (NR) of the noise spectrum using a single value on the spectrum method (according to ISO 1996).

U-Match 5 SERIES AIR CONDITIONERS TSG

GUD140ZD/A-T
Cooling



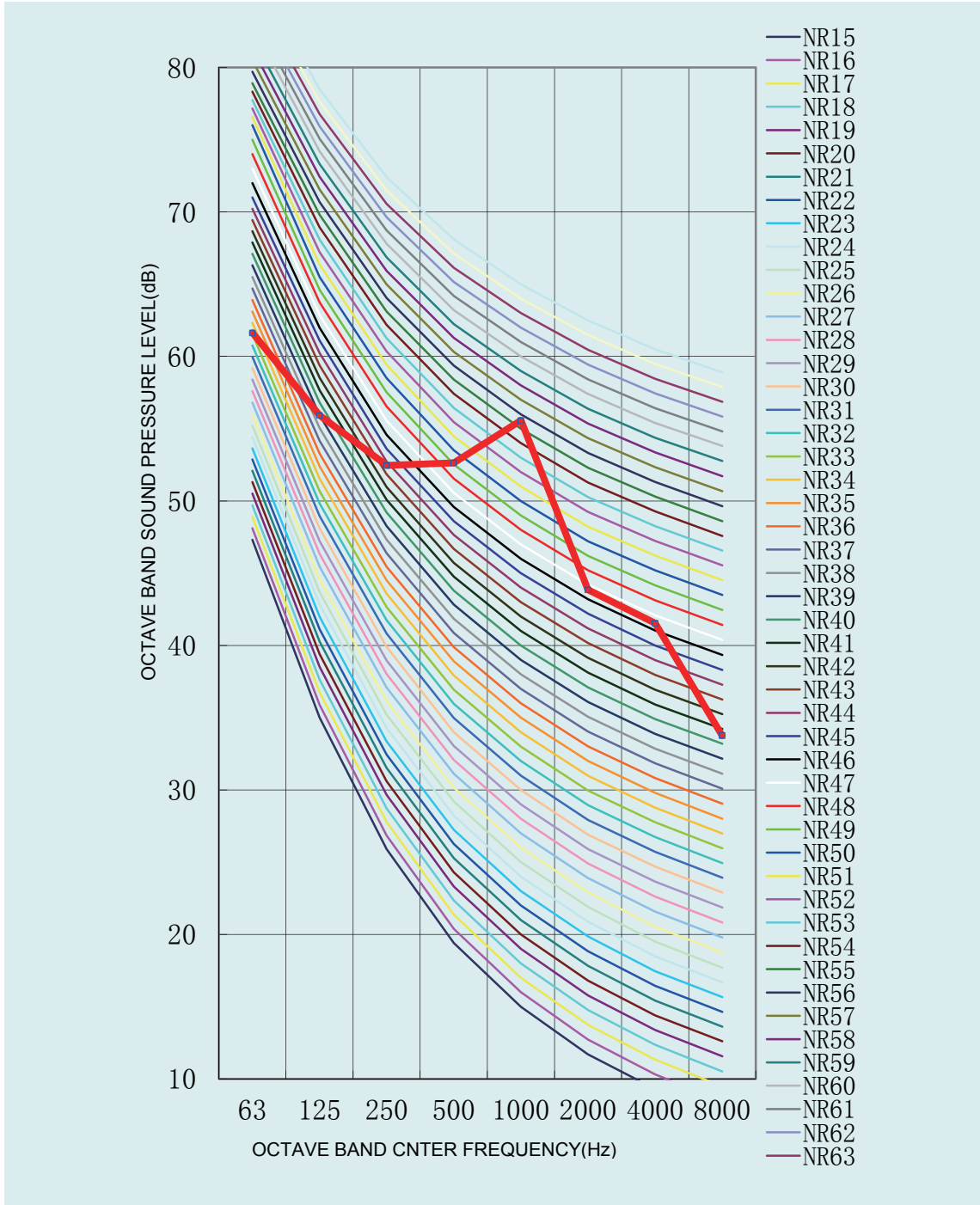
Heating



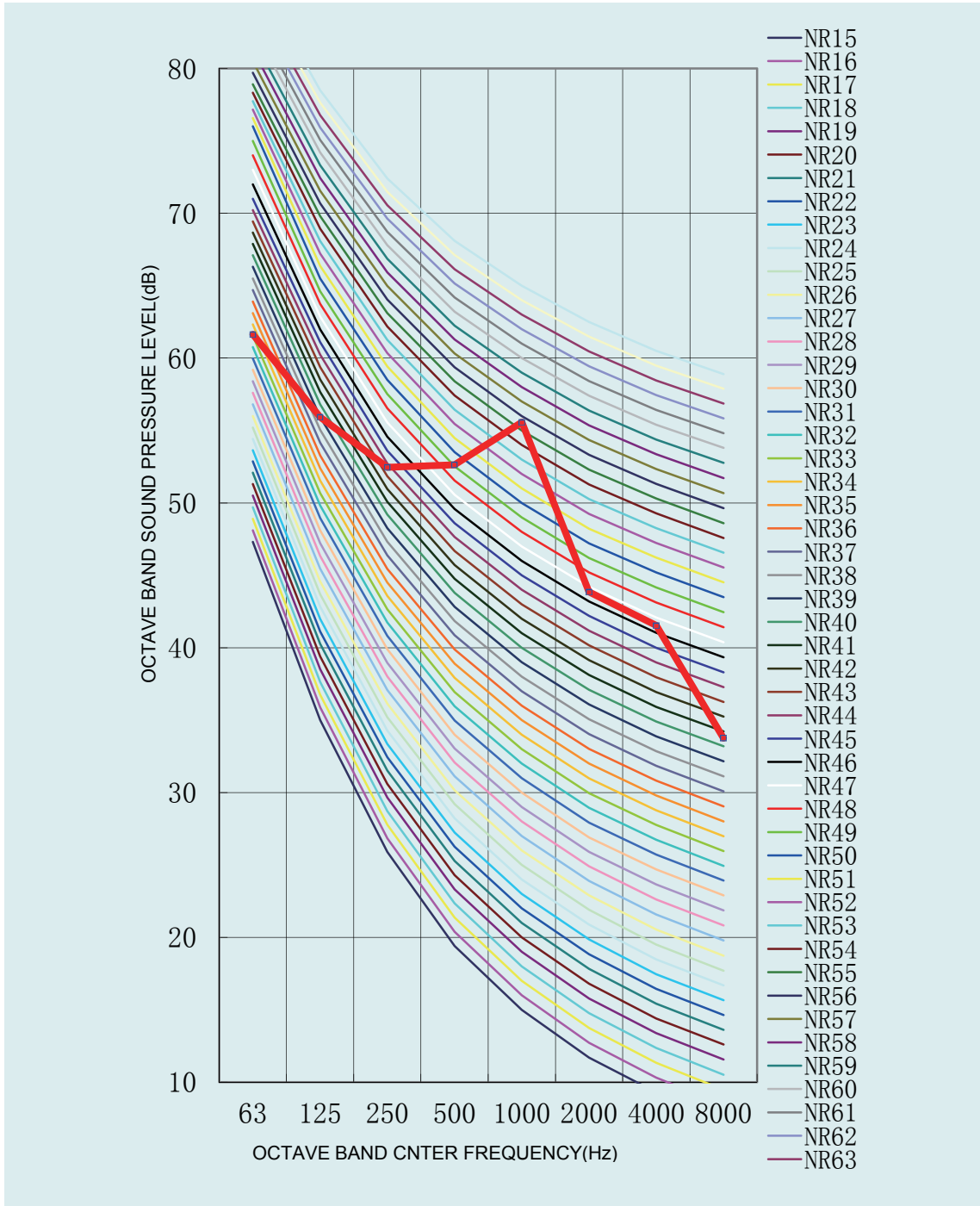
- 1.Data is valid at field condition.
- 2.Data is valid at nominal operation condition.
- 3.dBA =A –weighted sound pressure level (A-scale according to IEC).
- 4.Noise level curve NR: The International Organization for Standardization (ISO) evaluates the noise level (NR) of the noise spectrum using a single value on the spectrum method (according to ISO 1996).

U-Match 5 SERIES AIR CONDITIONERS TSG

GUD160ZD/A-T
Cooling



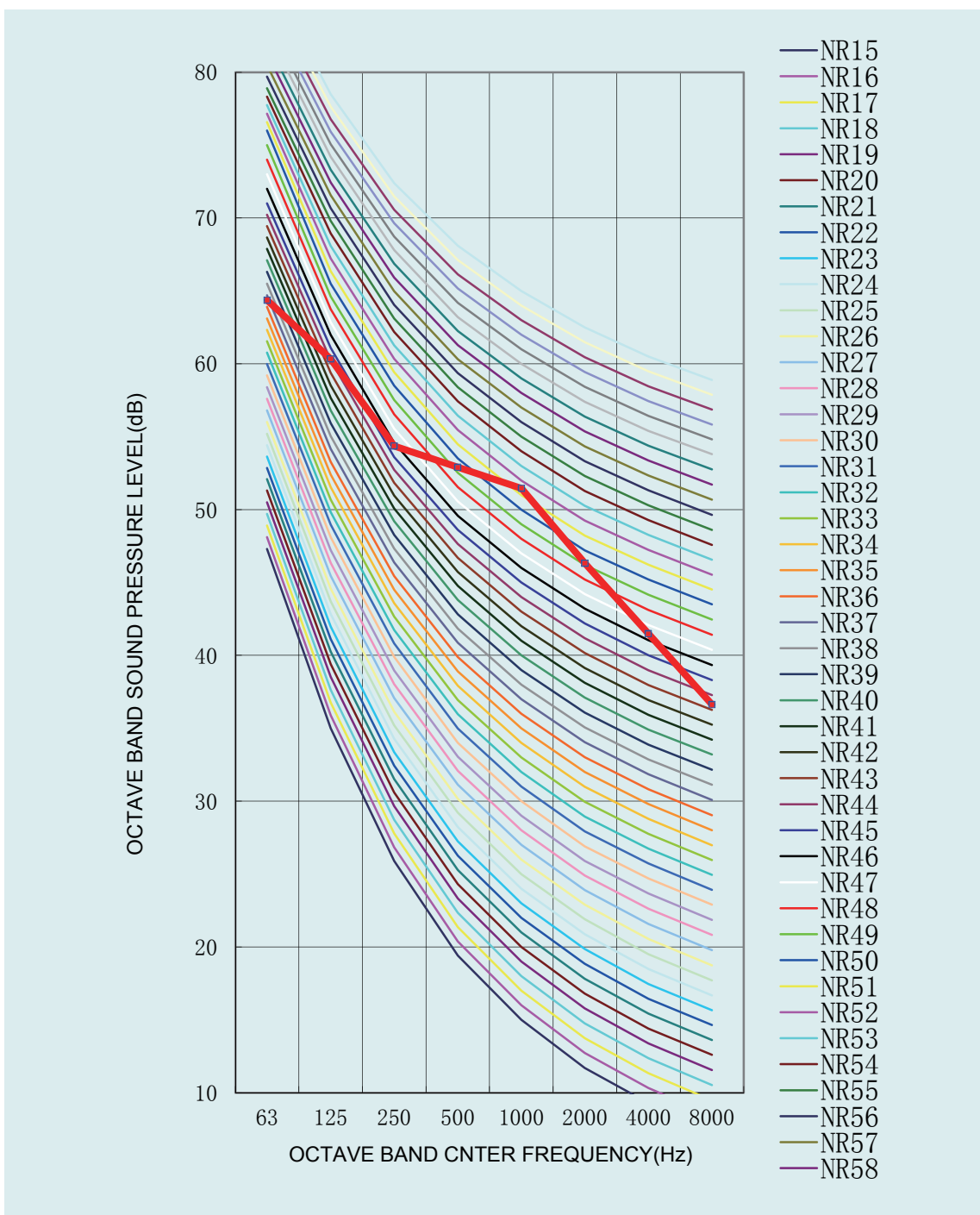
Heating



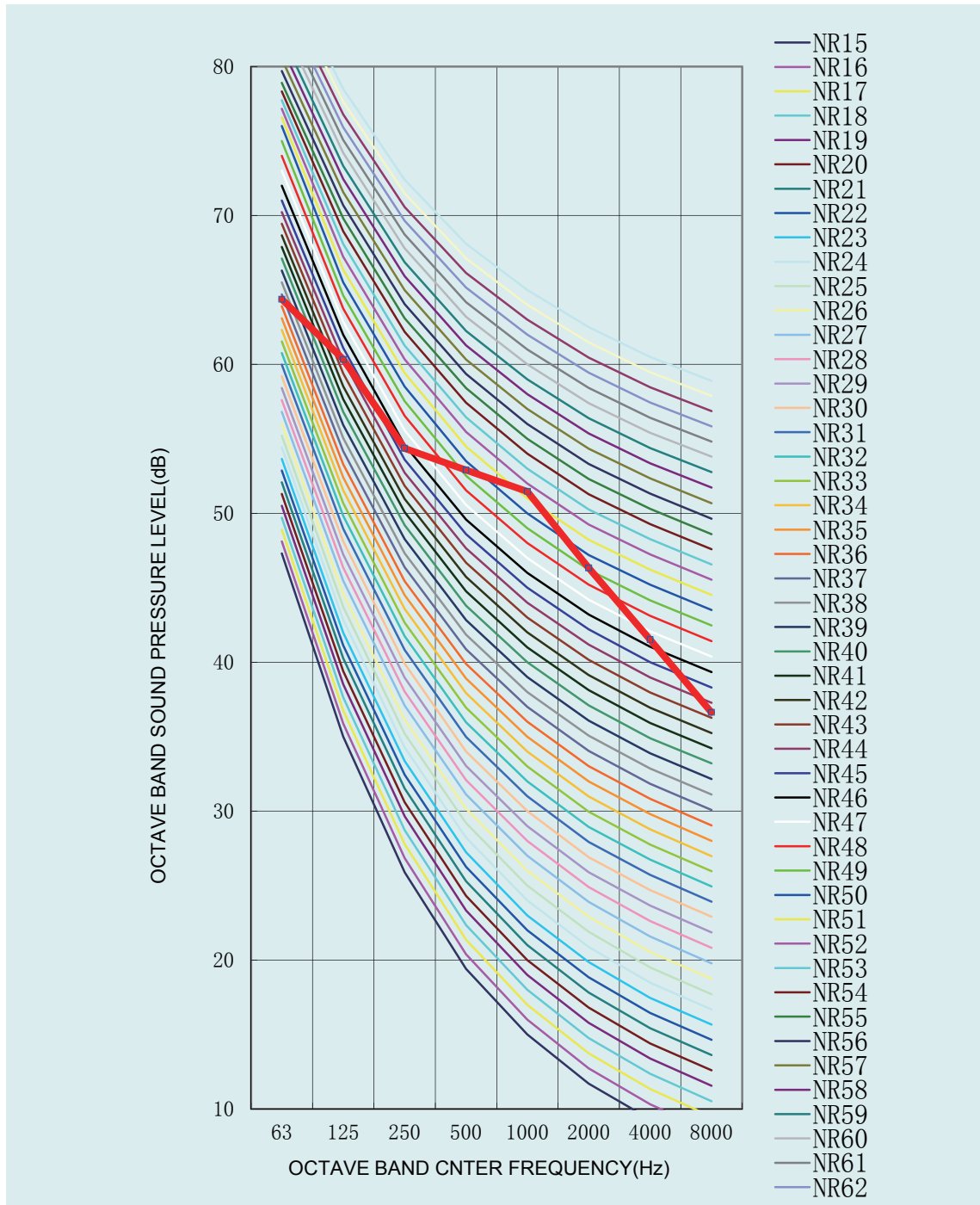
- 1.Data is valid at field condition.
- 2.Data is valid at nominal operation condition.
- 3.dBA =A –weighted sound pressure level (A-scale according to IEC).
- 4.Noise level curve NR: The International Organization for Standardization (ISO) evaluates the noise level (NR) of the noise spectrum using a single value on the spectrum method (according to ISO 1996).

9.2.2 Outdoor Unit

GUD35W/NhA-T
Cooling



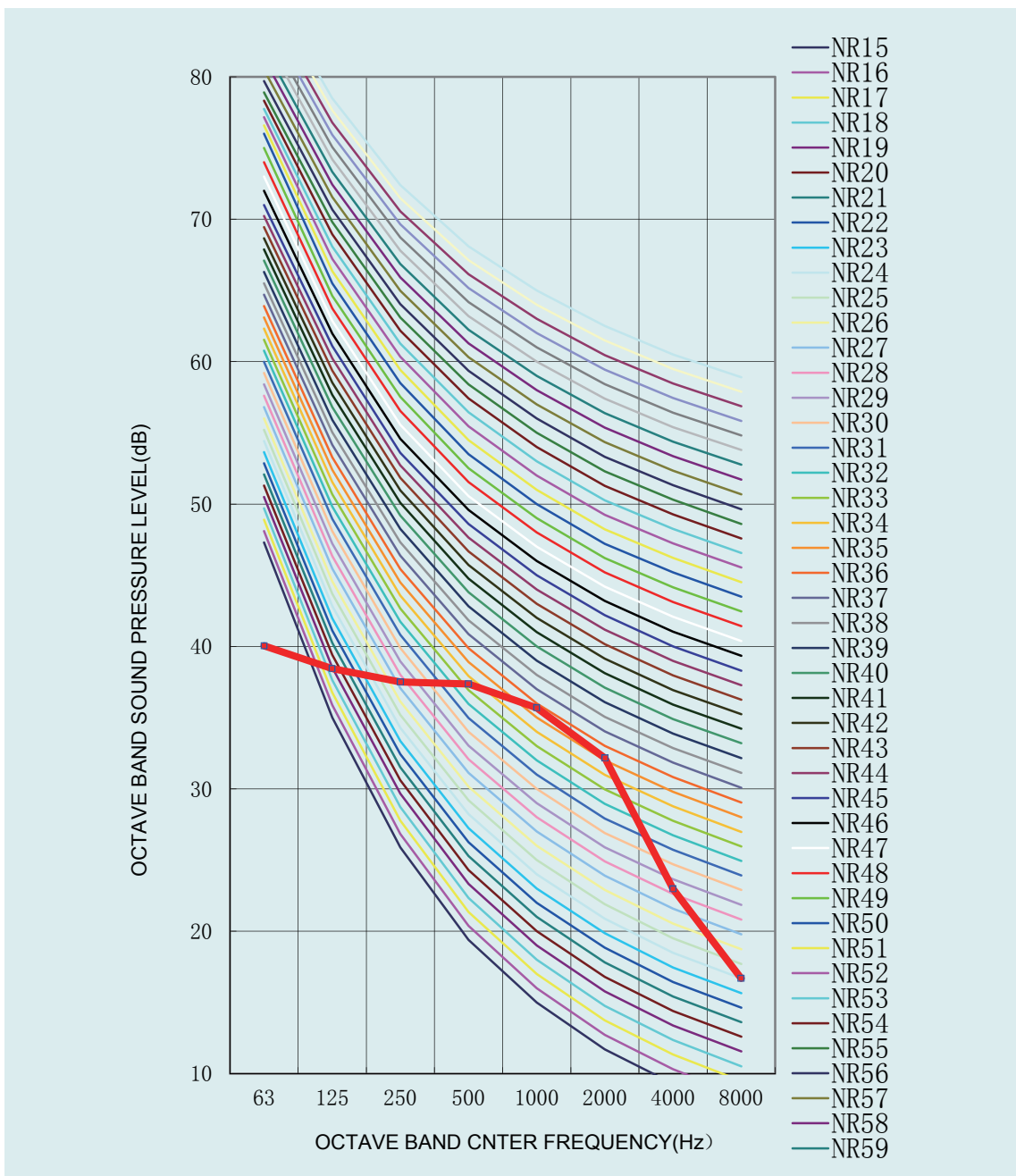
Heating



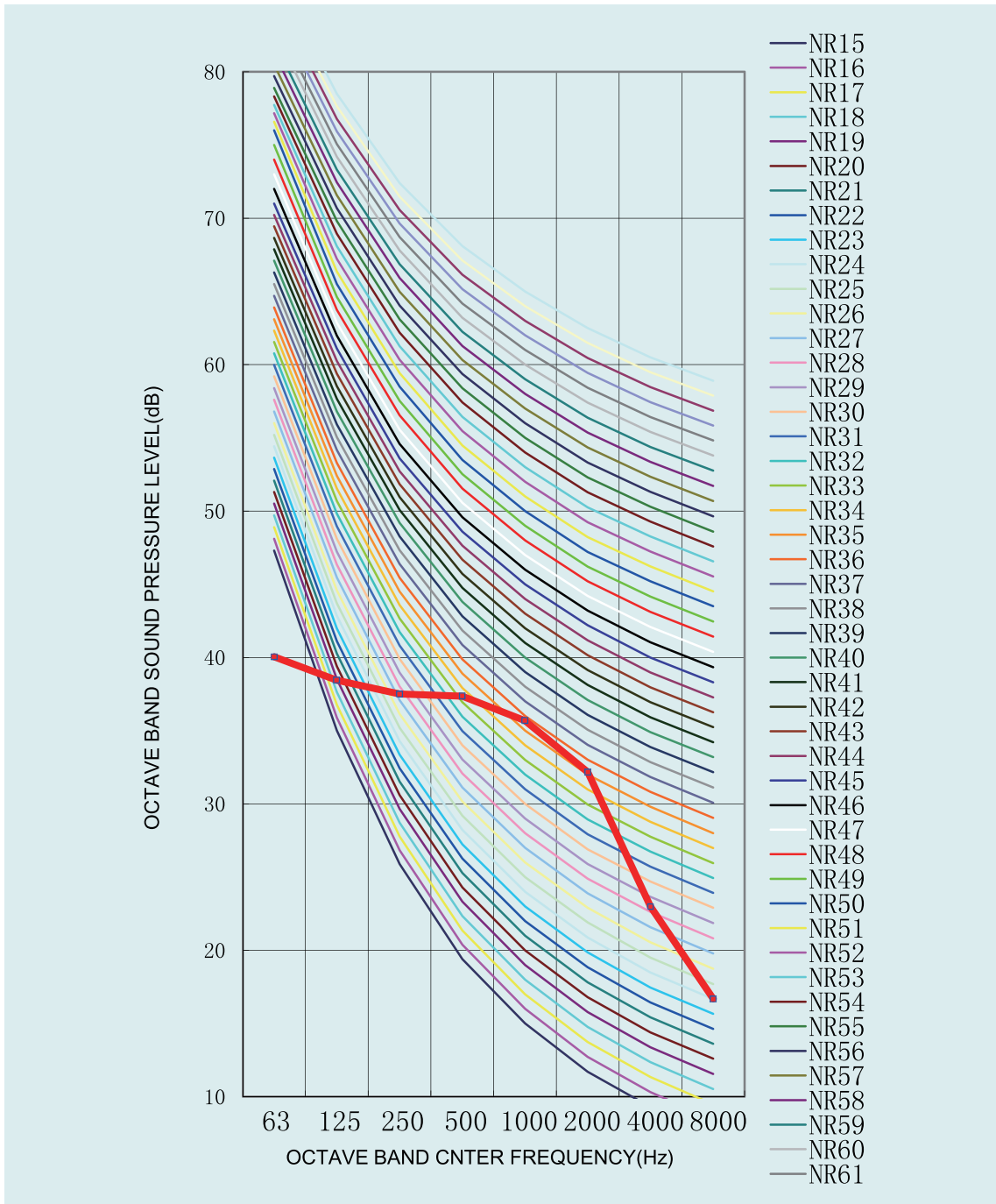
1. Data is valid at field condition.
2. Data is valid at nominal operation condition.
3. dBA = A-weighted sound pressure level (A-scale according to IEC).
4. Noise level curve NR: The International Organization for Standardization (ISO) evaluates the noise level (NR) of the noise spectrum using a single value on the spectrum method (according to ISO 1996).

U-Match 5 SERIES AIR CONDITIONERS TSG

GUD50W/NhA-T
Cooling



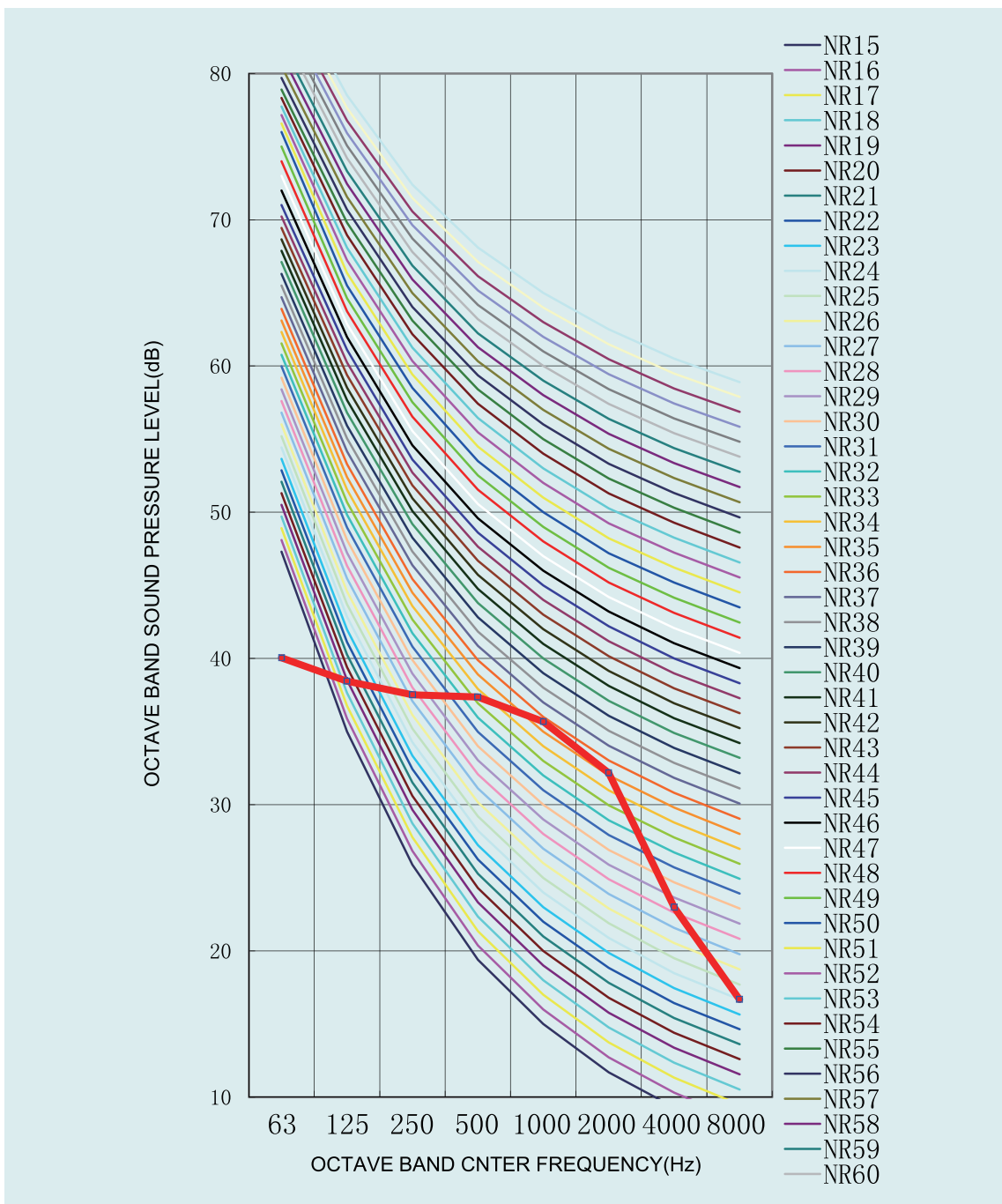
Heating



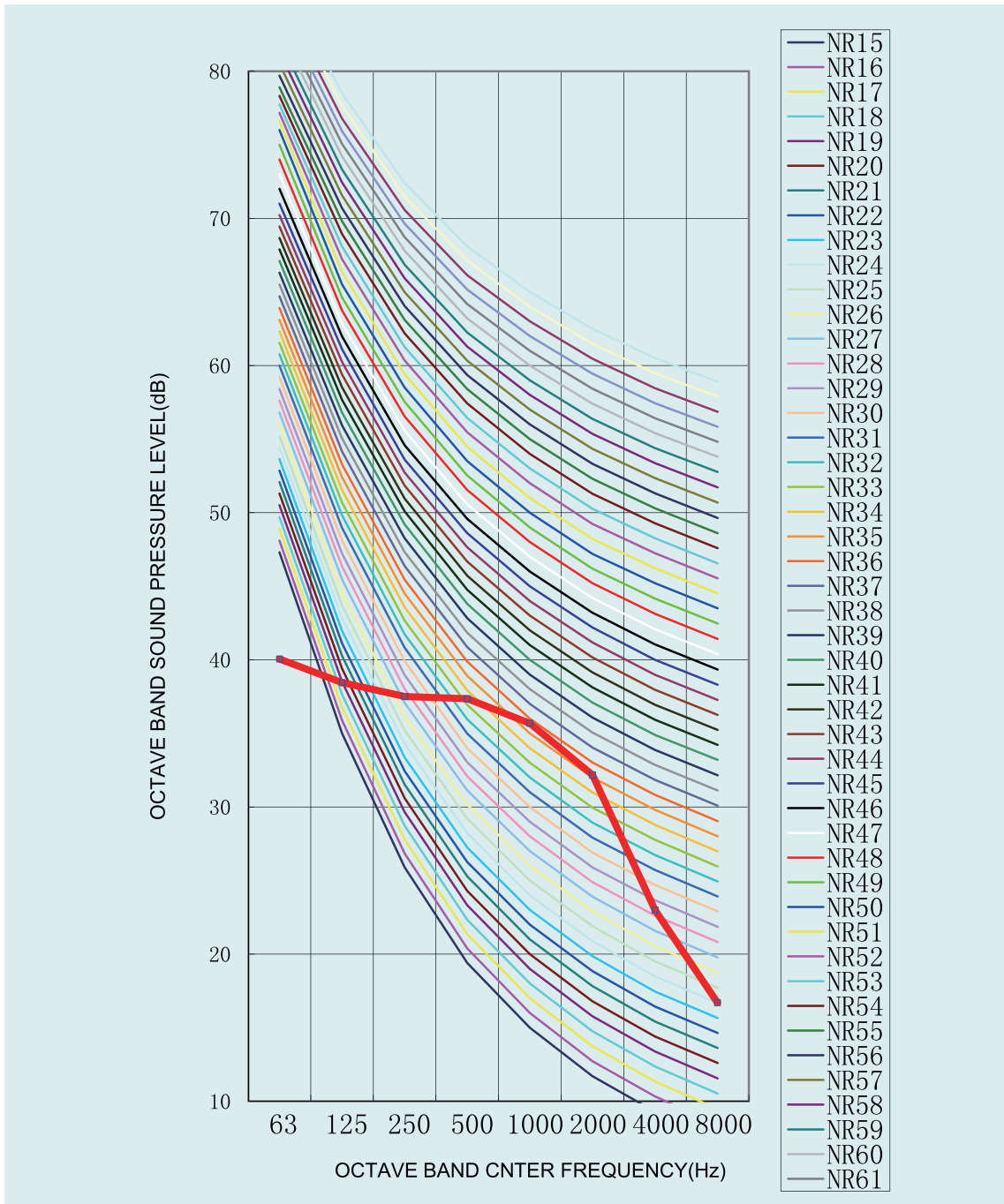
1. Data is valid at field condition.
2. Data is valid at nominal operation condition.
3. dBA = A-weighted sound pressure level (A-scale according to IEC).
4. Noise level curve NR: The International Organization for Standardization (ISO) evaluates the noise level (NR) of the noise spectrum using a single value on the spectrum method (according to ISO 1996).

U-Match 5 SERIES AIR CONDITIONERS TSG

GUD85W/NhA-T
Cooling



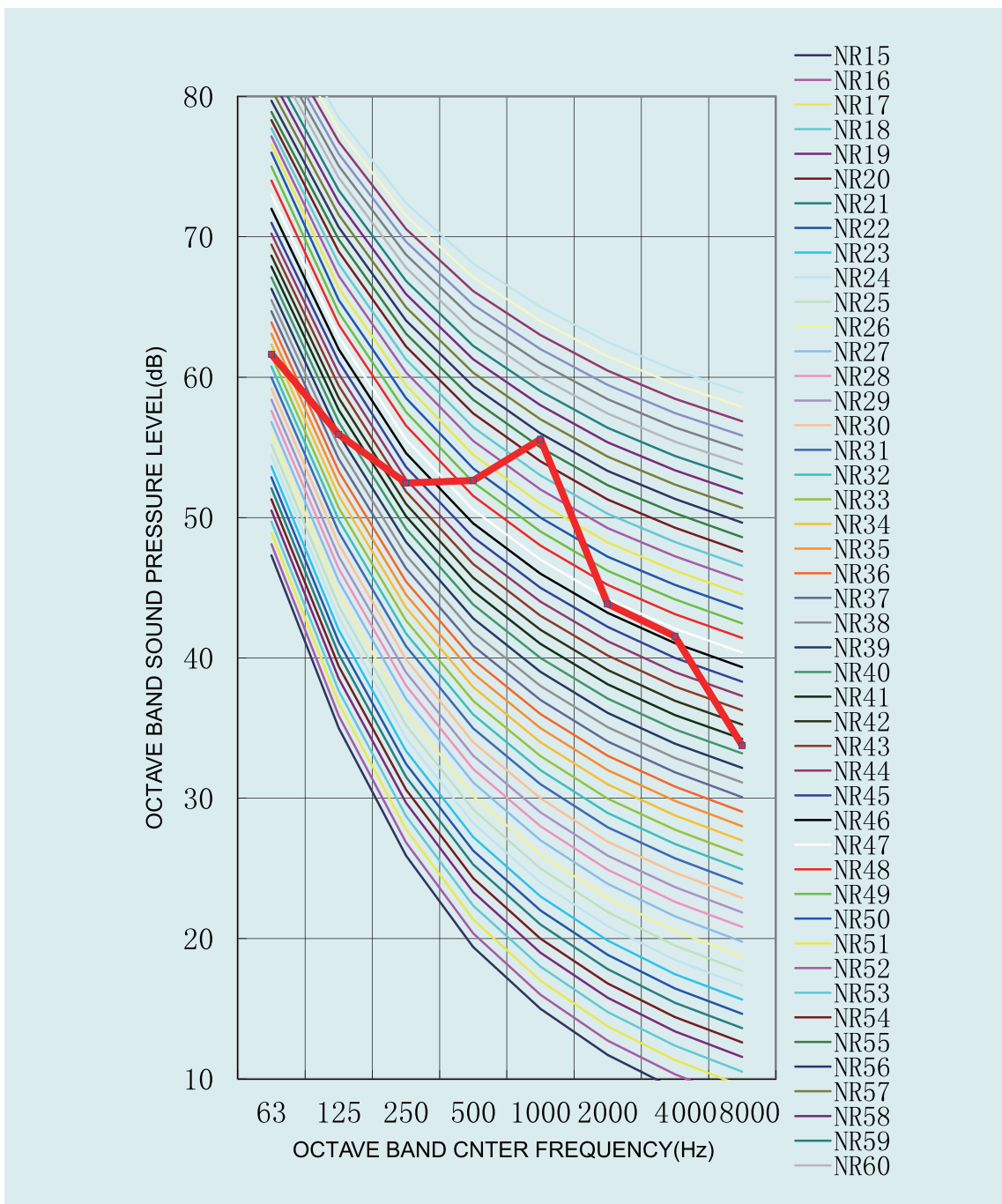
Heating



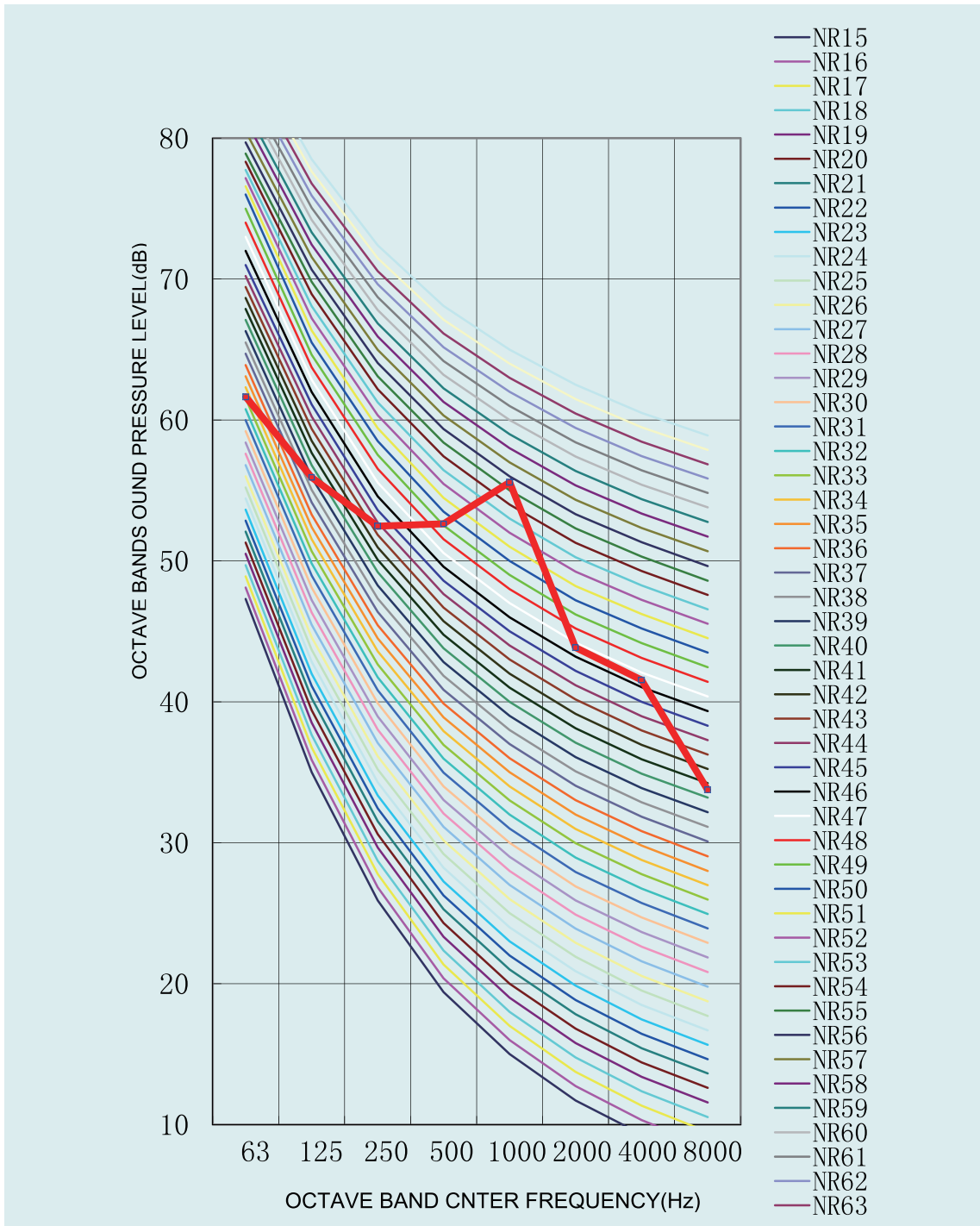
1. Data is valid at field condition.
2. Data is valid at nominal operation condition.
3. dBA = A-weighted sound pressure level (A-scale according to IEC).
4. Noise level curve NR: The International Organization for Standardization (ISO) evaluates the noise level (NR) of the noise spectrum using a single value on the spectrum method (according to ISO 1996).

U-Match 5 SERIES AIR CONDITIONERS TSG

GUD100W/NhA-T, GUD100W/NhA-X
Cooling



Heating



1.Data is valid at field condition.

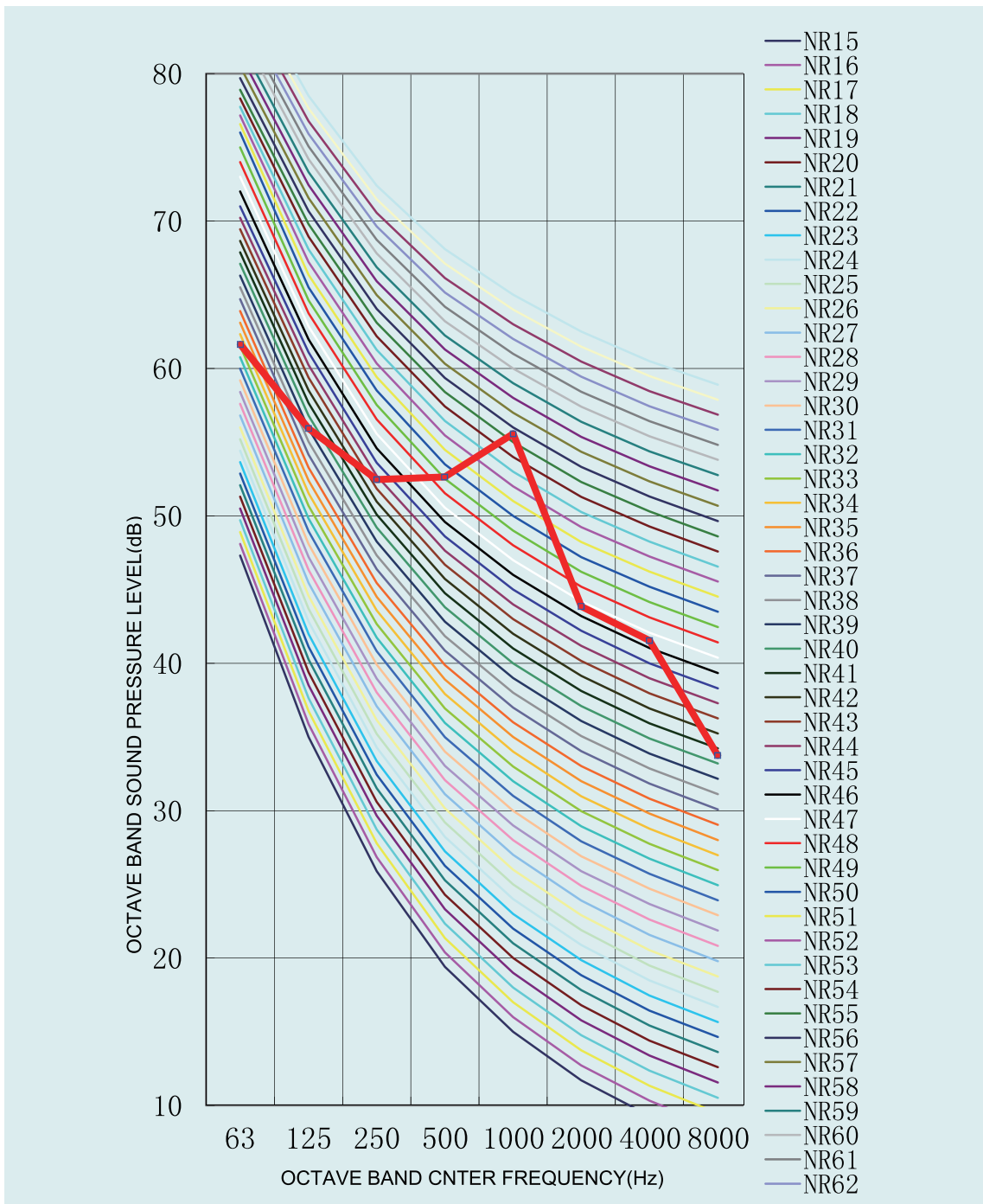
2.Data is valid at nominal operation condition.

3.dBA =A –weighted sound pressure level (A-scale according to IEC).

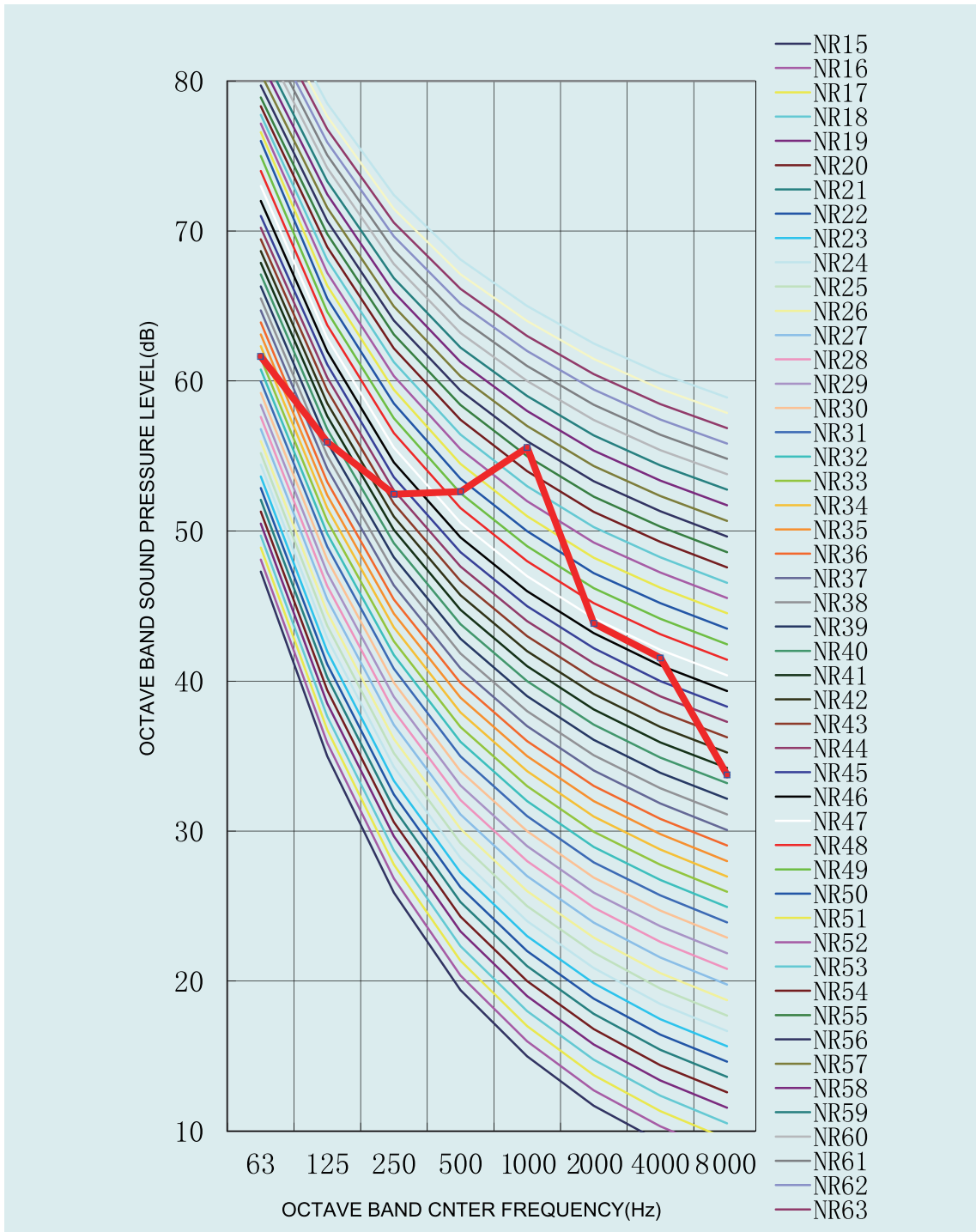
4.Noise level curve NR: The International Organization for Standardization (ISO) evaluates the noise level (NR) of the noise spectrum using a single value on the spectrum method (according to ISO 1996).

U-Match 5 SERIES AIR CONDITIONERS TSG

GUD125W/NhA-T, GUD125W/NhA-X
Cooling



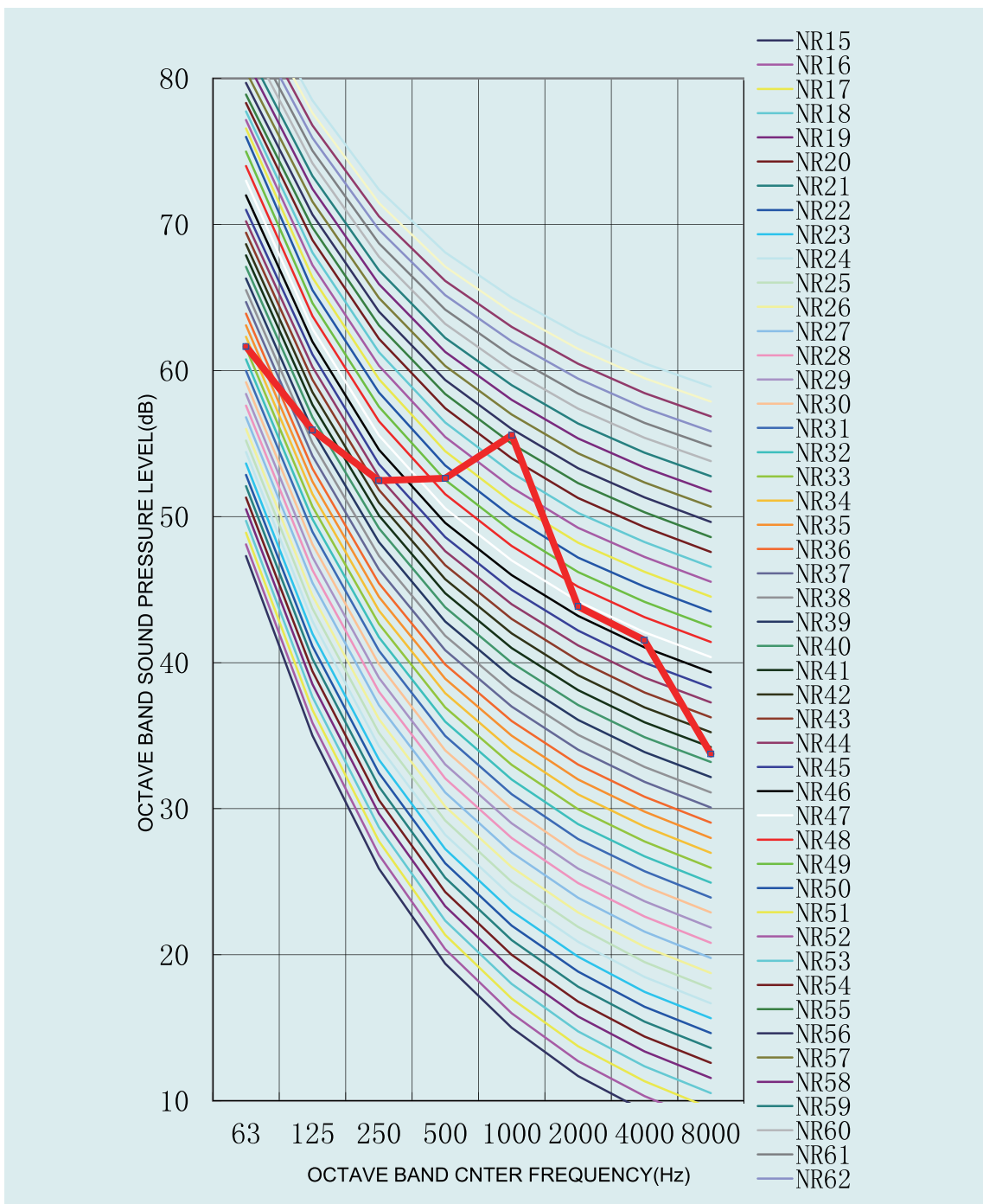
Heating



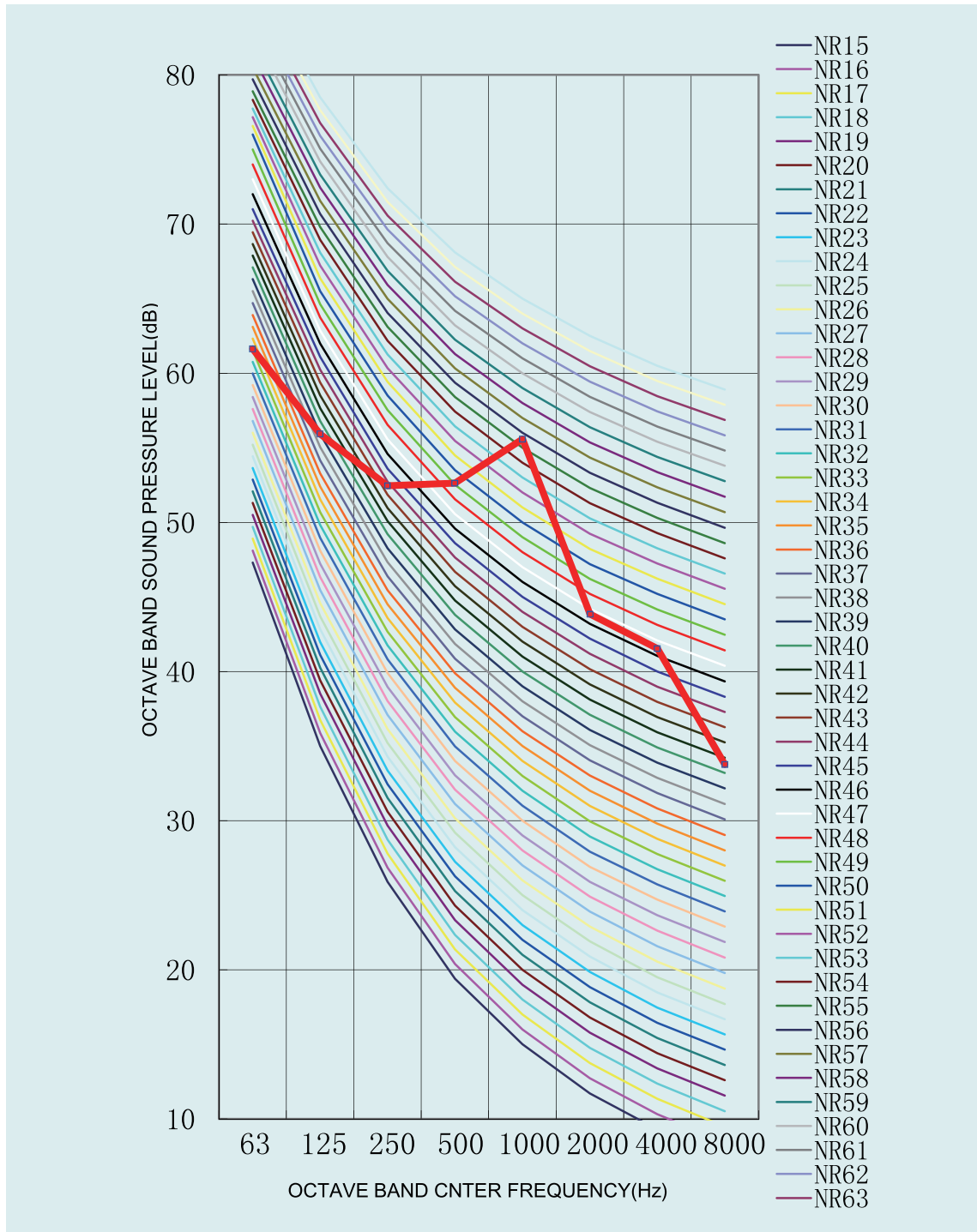
- 1.Data is valid at field condition.
- 2.Data is valid at nominal operation condition.
- 3.dBA =A –weighted sound pressure level (A-scale according to IEC).
- 4.Noise level curve NR: The International Organization for Standardization (ISO) evaluates the noise level (NR) of the noise spectrum using a single value on the spectrum method (according to ISO 1996).

U-Match 5 SERIES AIR CONDITIONERS TSG

GUD140W/NhA-T, GUD140W/NhA-X
Cooling



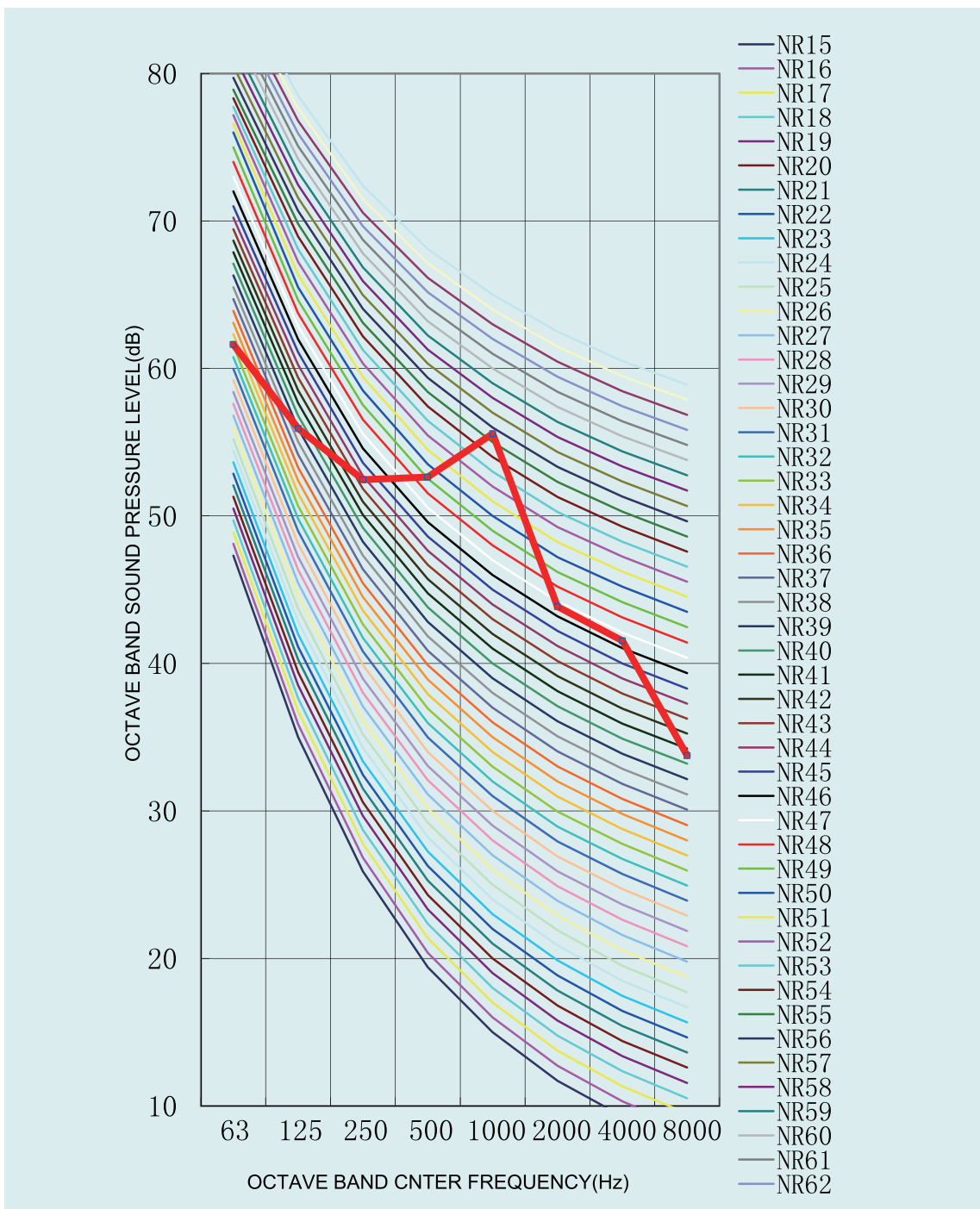
Heating



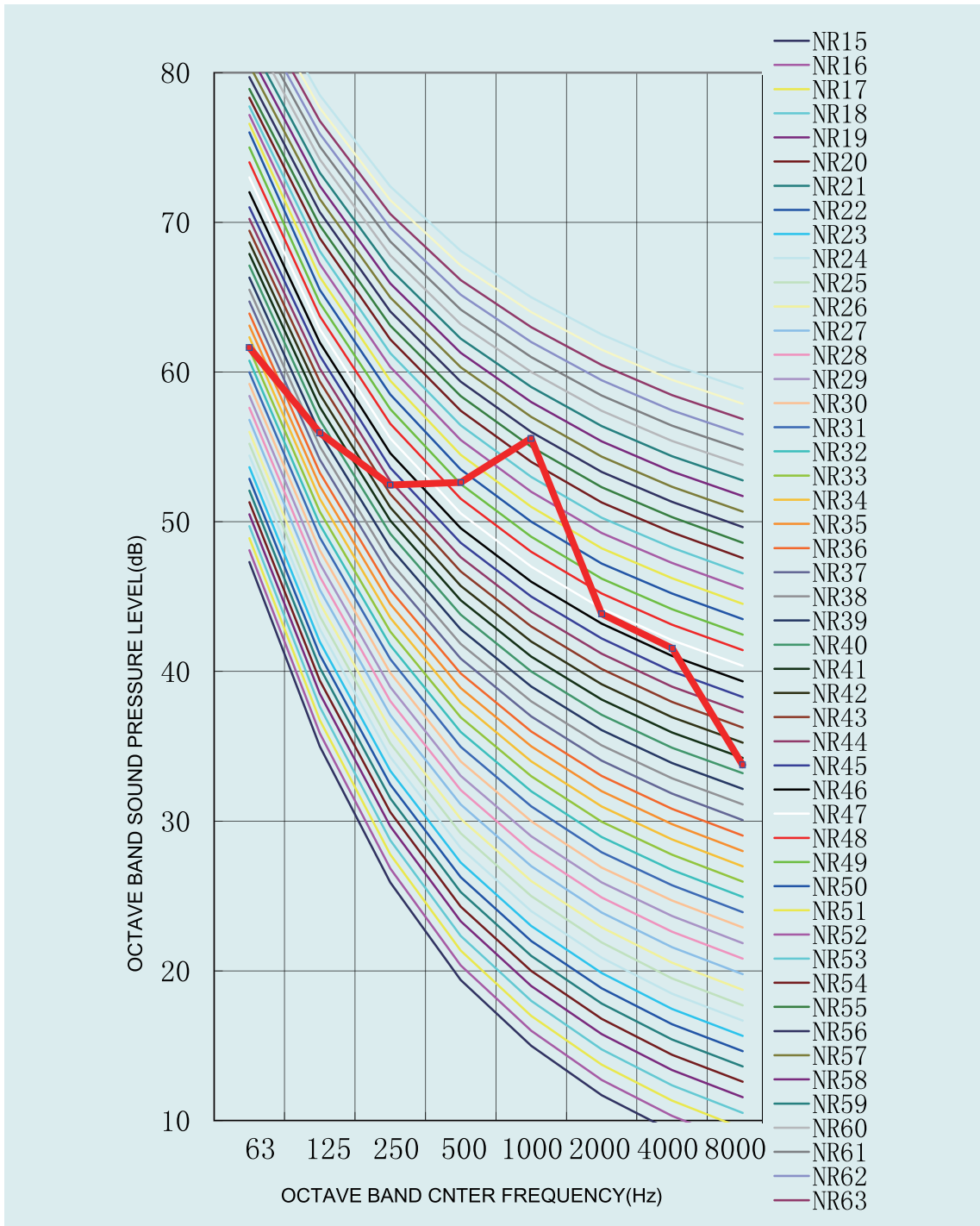
1. Data is valid at field condition.
2. Data is valid at nominal operation condition.
3. dBA = A-weighted sound pressure level (A-scale according to IEC).
4. Noise level curve NR: The International Organization for Standardization (ISO) evaluates the noise level (NR) of the noise spectrum using a single value on the spectrum method (according to ISO 1996).

U-Match 5 SERIES AIR CONDITIONERS TSG

GUD160W/NhA-X
Cooling



Heating

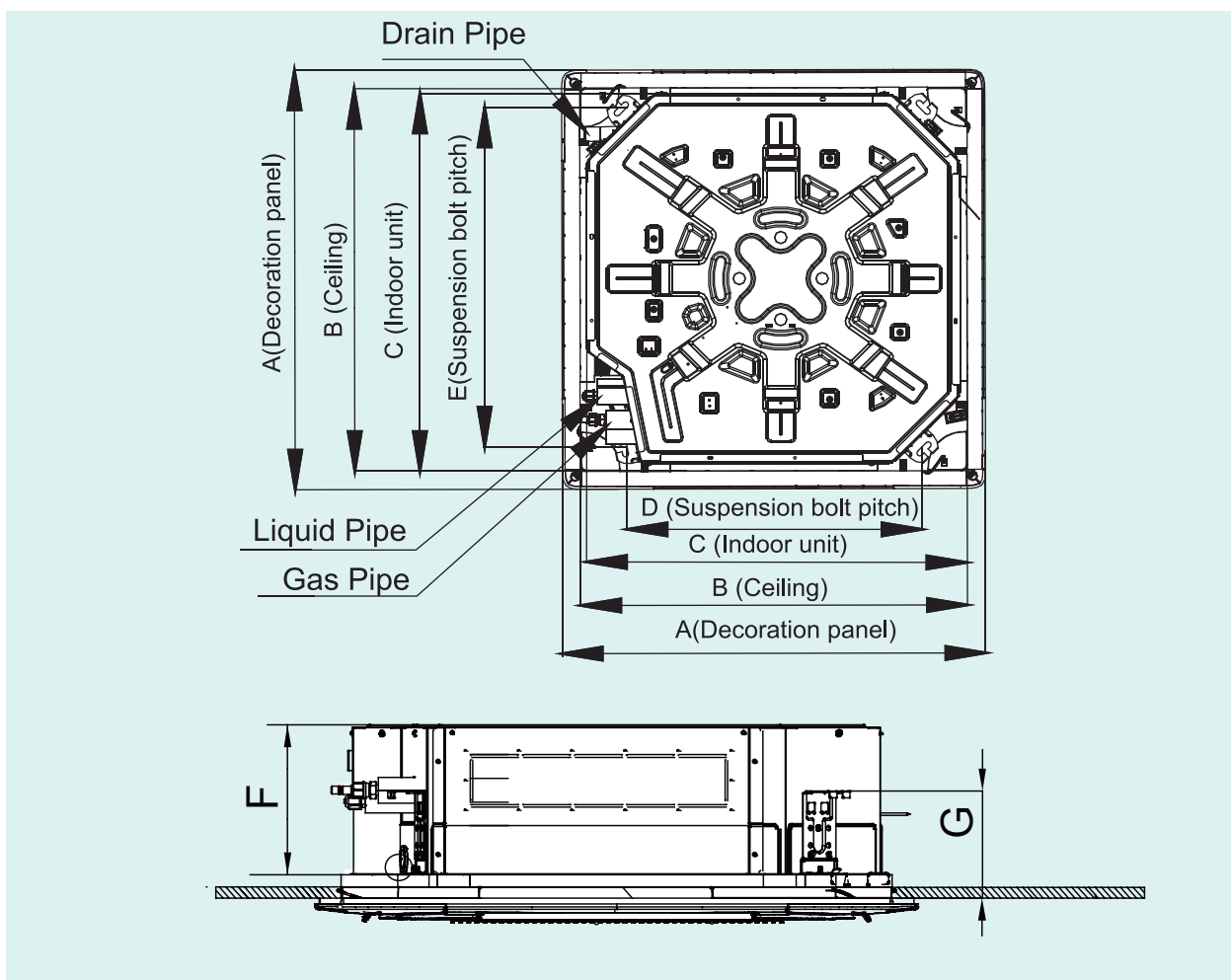


1. Data is valid at field condition.
2. Data is valid at nominal operation condition.
3. dBA = A-weighted sound pressure level (A-scale according to IEC).
4. Noise level curve NR: The International Organization for Standardization (ISO) evaluates the noise level (NR) of the noise spectrum using a single value on the spectrum method (according to ISO 1996).

10 DIMENSIONS AND INSTALLATION SITE

10.1 Cassette Type

10.1.1 Dimensions

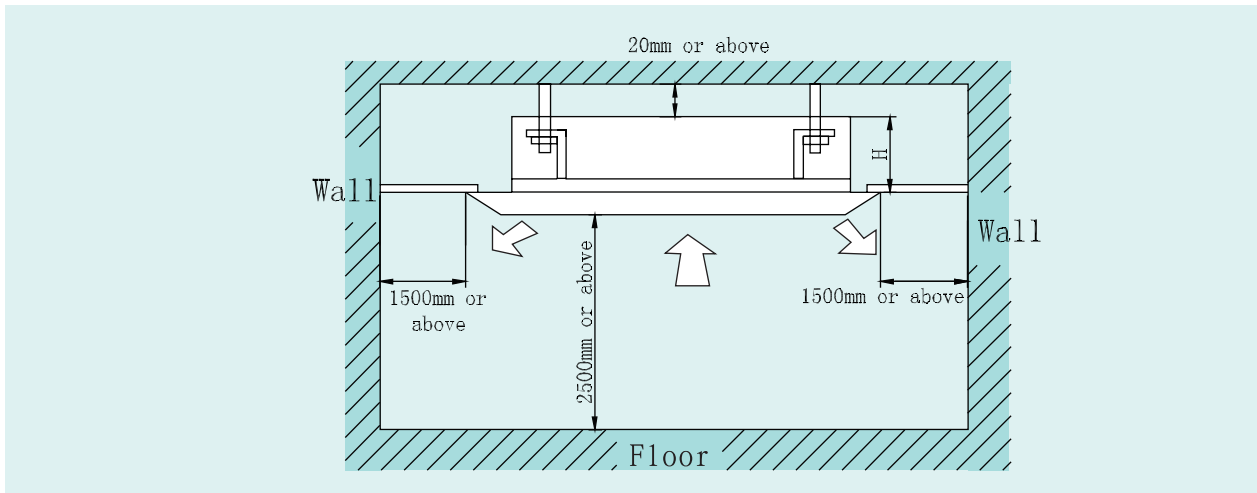


Unit: mm

Model	A	B	C	D	E	F	G
GUD35T/A-T	620	580	570	520	560	265	170
GUD50T/A-T	620	580	570	520	560	265	170
GUD71T/A-T	950	870	840	660	790	240	165
GUD85T/A-T	950	870	840	660	790	240	165
GUD100T/A-T	950	870	840	660	790	240	165

Dimensions	A	B	C	D	E	F	G
Model							
GUD125T/A-T	950	870	840	660	790	290	165
GUD140T/A-T	950	870	840	660	790	290	165
GUD160T/A-T	950	870	840	660	790	290	165

10.1.2 Installation Location

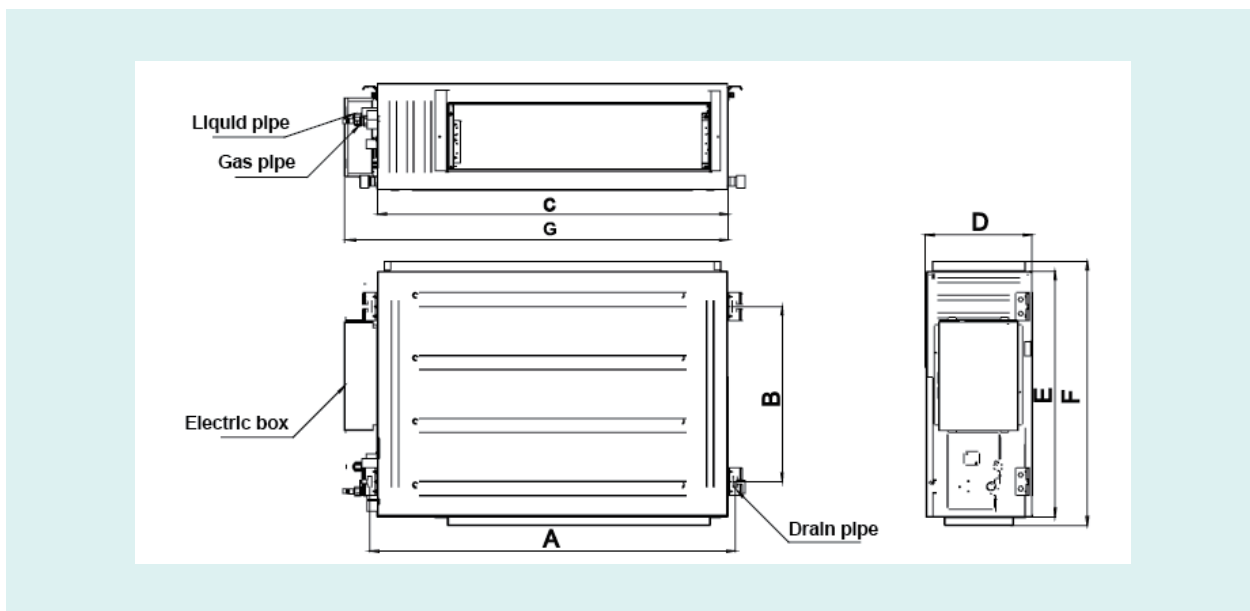


Unit: mm

Model	H
GUD35T/A-T	295
GUD50T/A-T	295
GUD71T/A-T	270
GUD85T/A-T	270
GUD100T/A-T	270
GUD125T/A-T	320
GUD140T/A-T	320
GUD160T/A-T	320

➔ 10.2 Duct Type

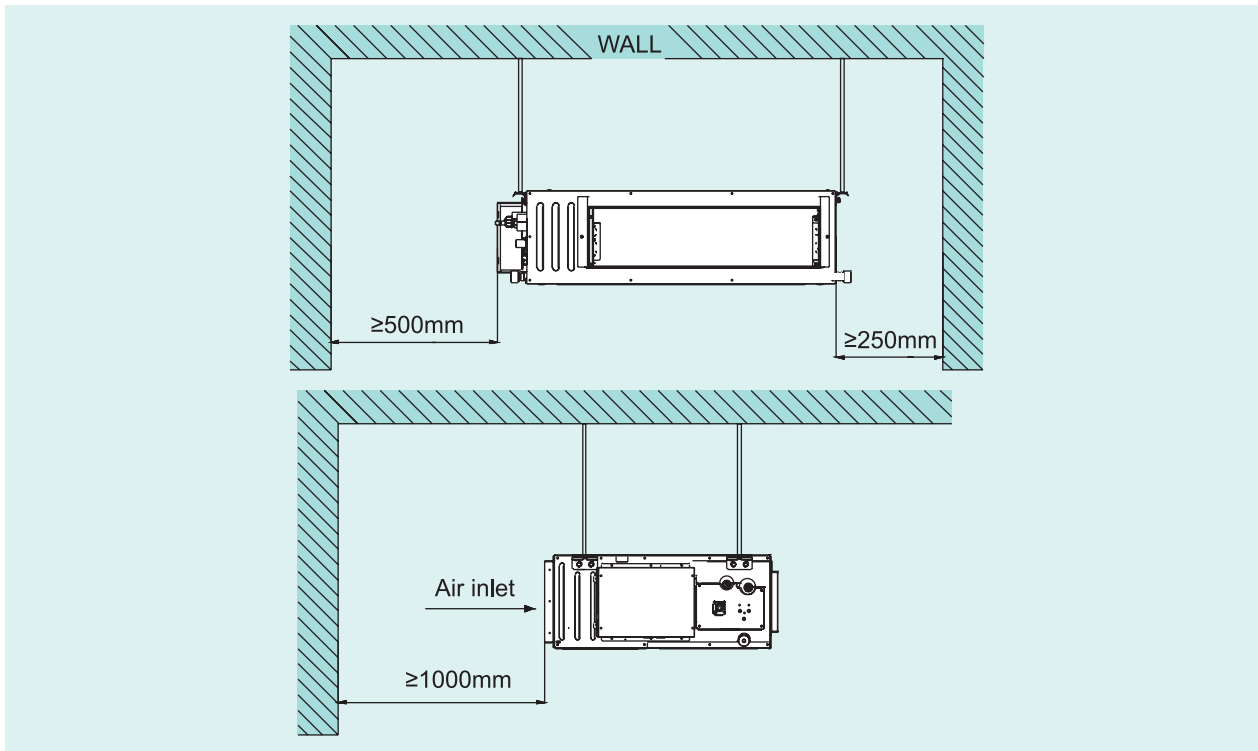
10.2.1 Dimensions



Unit: mm

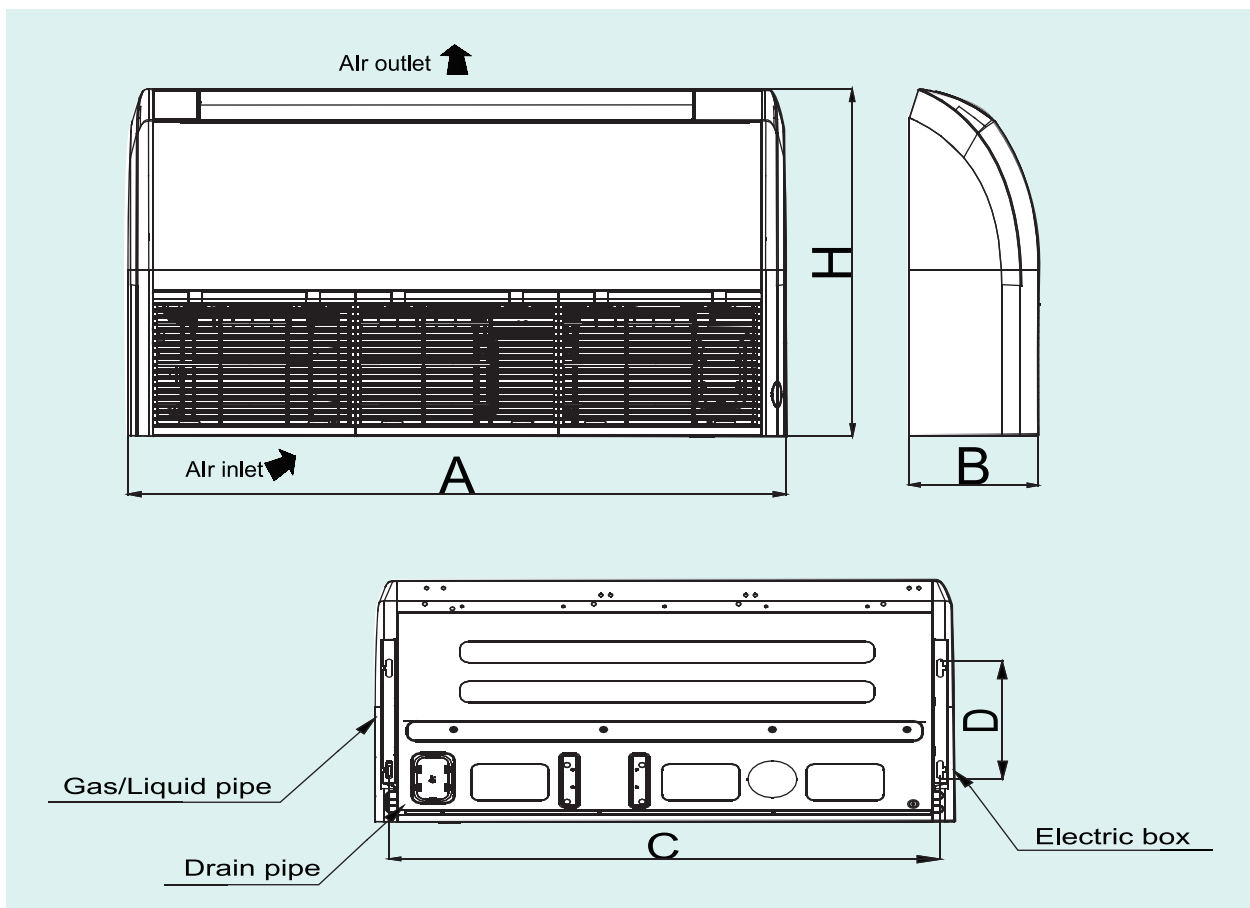
Model	A	B	C	D	E	F	G
GUD35P/A-T	760	415	700	200	450	474	768
GUD35PS/A-T							
GUD50P/A-T	1060	415	1000	200	450	474	1068
GUD50PS/A-T							
GUD71P/A-T							
GUD71PS/A-T	1360	415	1300	220	450	474	1368
GUD85P/A-T							
GUD85PS/A-T							
GUD100PH/A-T	1040	500	1000	300	700	754	1092
GUD100PHS/A-T							
GUD125PH/A-T							
GUD125PHS/A-T	1440	500	1400	300	700	754	1492
GUD140PH/A-T							
GUD140PHS/A-T							
GUD160PH/A-T	1440	500	1400	300	700	754	1543
GUD160PHS/A-T							

10.2.2 Installation Location



➔ 10.3 Floor Ceiling Type

10.3.1 Dimensions

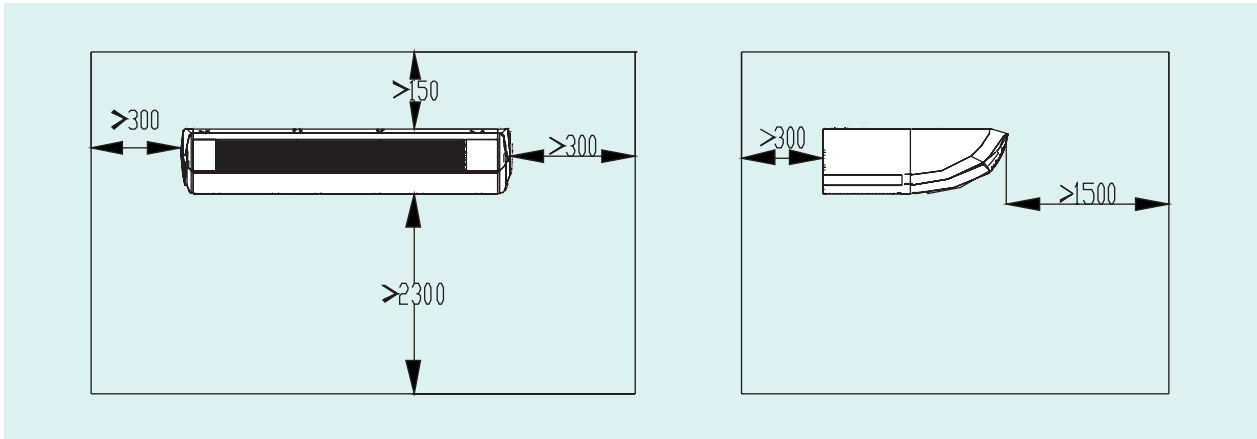


Unit: mm

Model	Dimensions	A	B	C	D	H
GUD35ZD/A-T		870	235	812	318	665
GUD50ZD/A-T		870	235	812	318	665
GUD71ZD/A-T		1200	235	1142	318	665
GUD85ZD/A-T		1200	235	1142	318	665
GUD100ZD/A-T		1200	235	1142	318	665
GUD125ZD/A-T		1570	235	1512	318	665
GUD140ZD/A-T		1570	235	1512	318	665
GUD160ZD/A-T		1570	235	1512	318	665

10.3.2 Installation Location

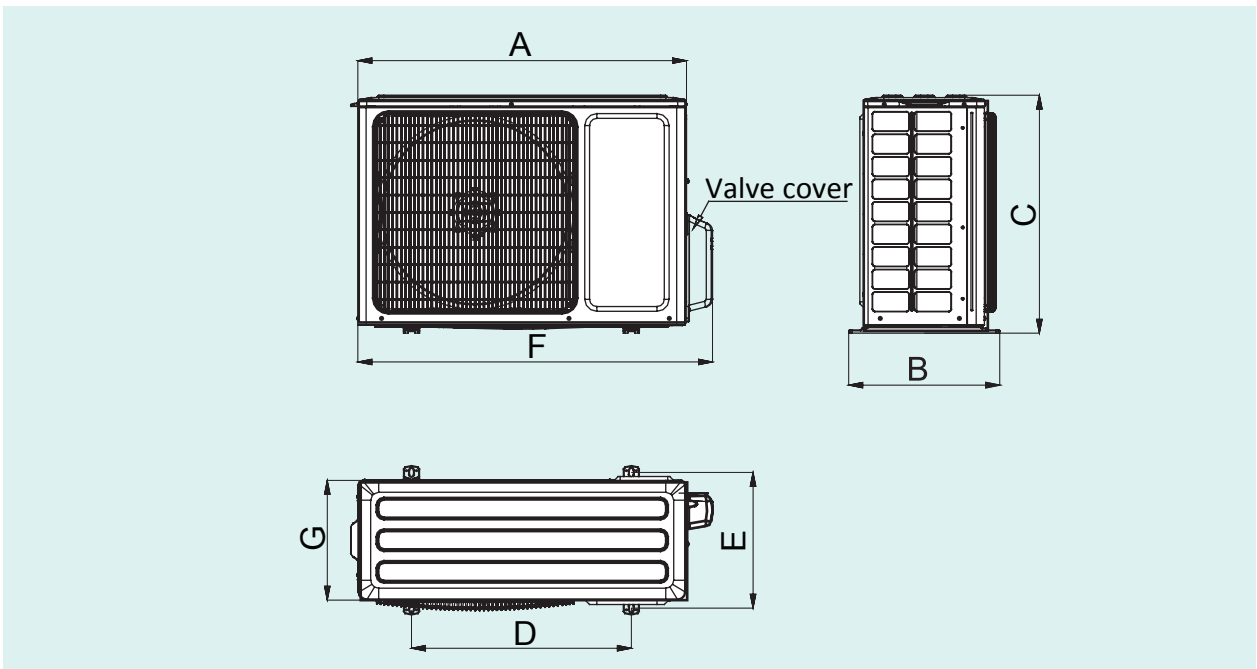
Unit: mm



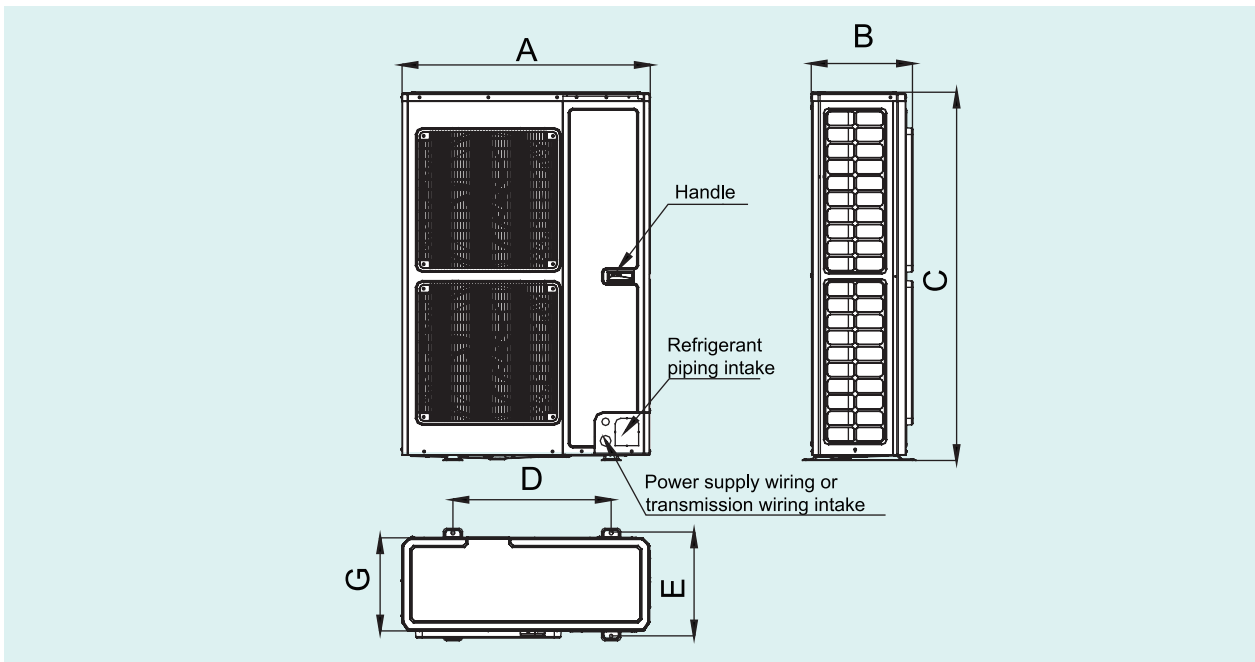
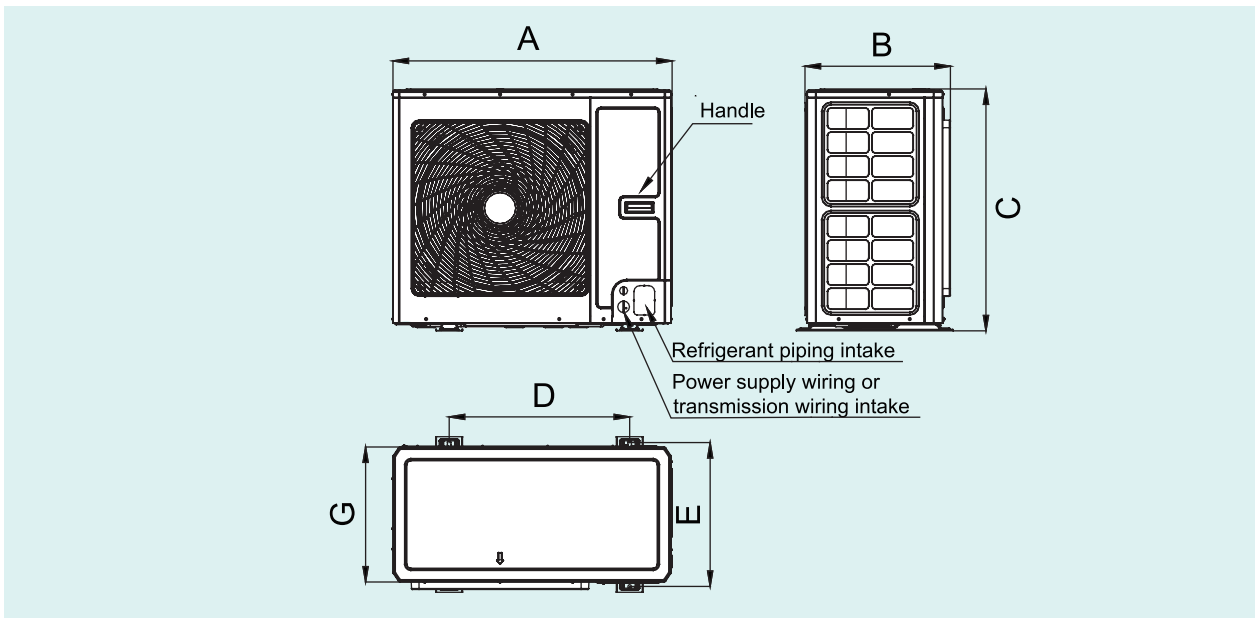
➔ 10.4 Outdoor Unit

10.4.1 Dimensions

GUD35W/NhA-T, GUD50W/NhA-T, GUD71W/NhA-T, GUD85W/NhA-T



U-Match 5 SERIES AIR CONDITIONERS TSG



Unit: mm

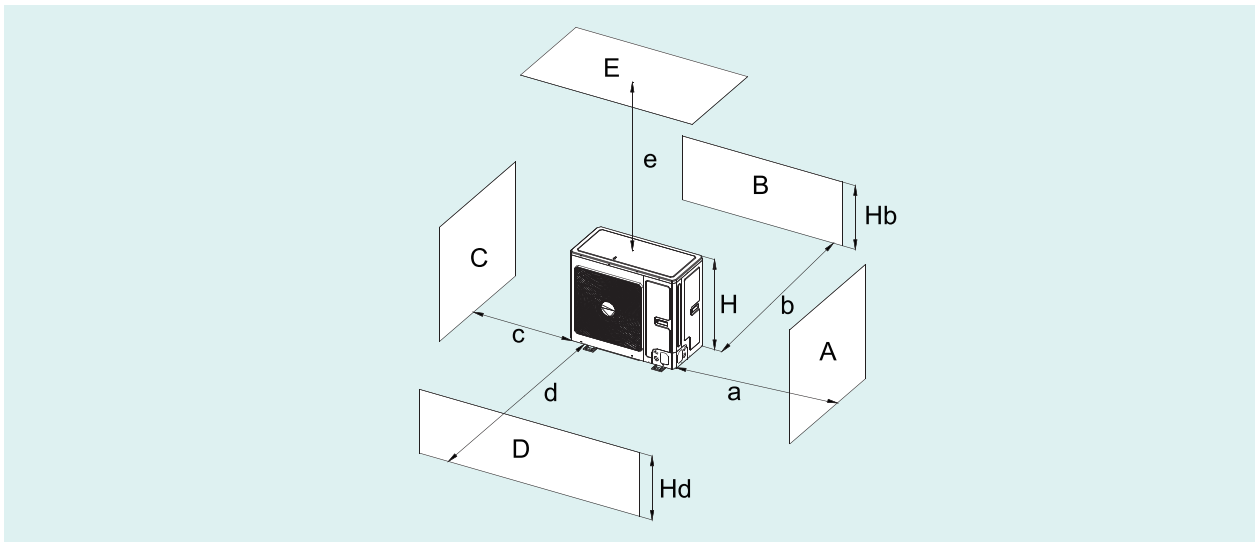
Model	Dimensions						
	A	B	C	D	E	F	G
GUD35W/NhA-T	818	378	596	550	348	887	302
GUD50W/NhA-T	818	378	596	550	348	887	302
GUD71W/NhA-T	892	396	698	560	364	952	340
GUD85W/NhA-T	920	427	790	610	395	1002	370
GUD100W/NhA-T	940	530	820	610	486	/	460
GUD100W/NhA-X	940	530	820	610	486	/	460

Model	A	B	C	D	E	F	G
GUD125W/NhA-T	940	530	820	610	486	/	460
GUD125W/NhA-X	940	530	820	610	486	/	460
GUD140W/NhA-T	940	530	820	610	486	/	460
GUD140W/NhA-X	940	530	820	610	486	/	460
GUD160W/NhA-X	900	412	1345	572	378	/	340

10.4.2 Installation Location

1). When one outdoor unit is to be installed,

Unit: mm

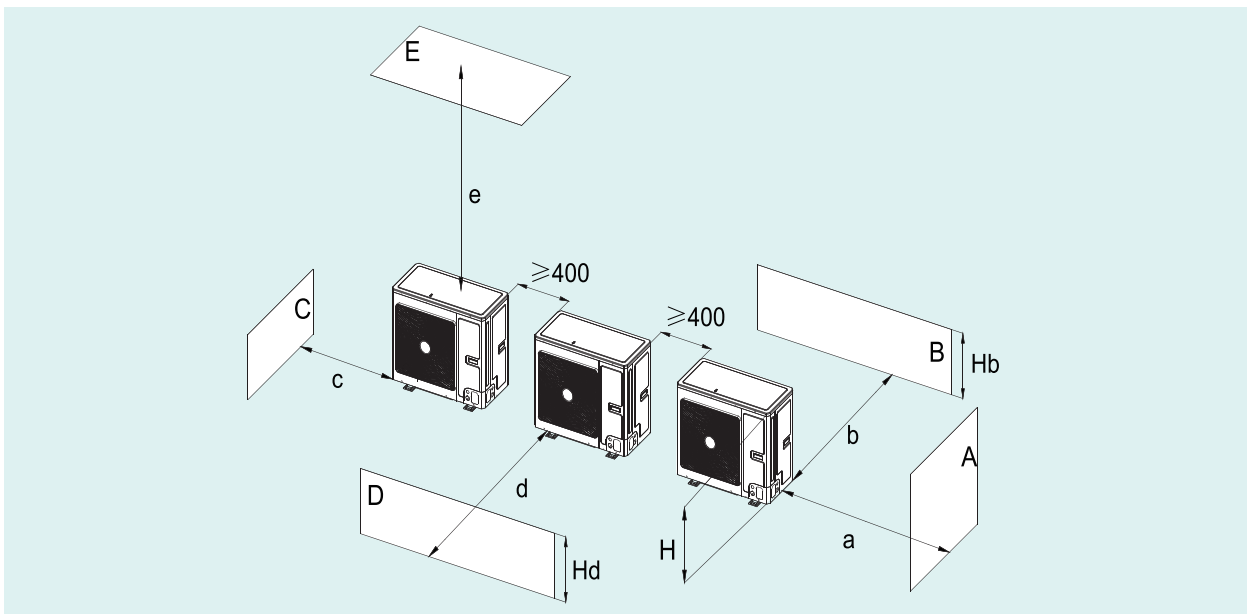


A~E	H_b H_D H		(mm)				
			a	b	c	d	e
B	—			≥ 100			
A,B,C,	—		≥ 300	≥ 100	≥ 100		
B,E	—			≥ 100			≥ 1000
A,B,C,E	—		≥ 300	≥ 150	≥ 150		≥ 1000
D	—					≥ 1000	
D,E	—					≥ 1000	≥ 1000
B,D	$H_b < H_D$	$H_D > H$		≥ 100		≥ 1000	
	$H_b > H_D$	$H_D < H$		≥ 100		≥ 1000	
B,D,E	$H_b < H_D$	$H_b \leq 1/2 H$		≥ 250		≥ 2000	≥ 1000
		$1/2 H < H_b \leq H$		≥ 250		≥ 2000	≥ 1000
		$H_b > H$	Prohibited				
	$H_b > H_D$	$H_D \leq 1/2 H$		≥ 100		≥ 2000	≥ 1000
		$1/2 H < H_D \leq H$		≥ 200		≥ 2000	≥ 1000
	$H_D > 1/2 H$	Prohibited					

U-Match 5 SERIES AIR CONDITIONERS TSG

2). When two or more outdoor units are to be installed side by side,

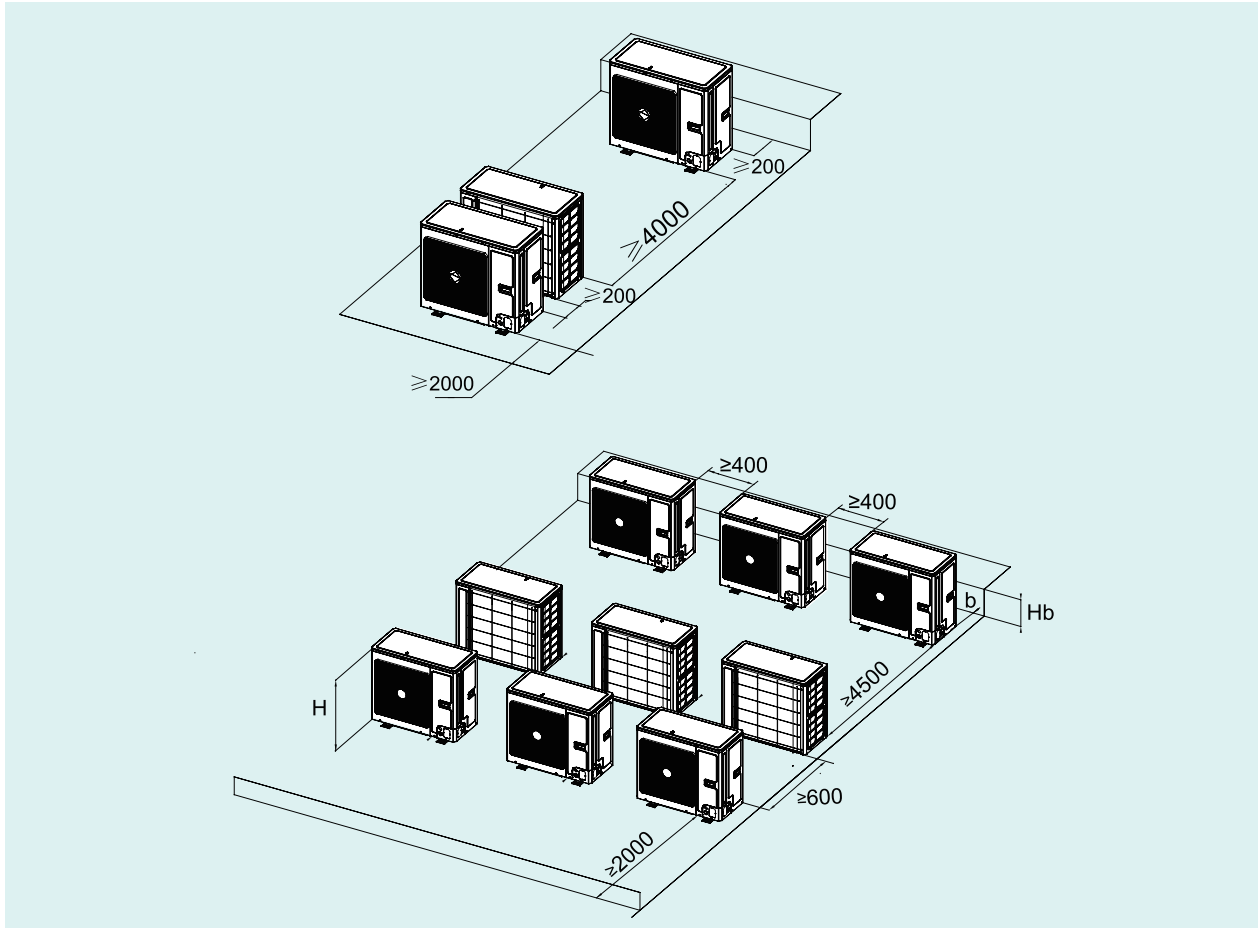
Unit: mm



A~E	H_b H_D H		(mm)				
			a	b	c	d	e
A,B,C	—		≥ 300	≥ 300	≥ 1000		
A,B,C,E	—		≥ 300	≥ 300	≥ 1000		≥ 1000
D	—					≥ 2000	
D,E	—					≥ 2000	≥ 1000
B,D	$H_b < H_D$	$H_D > H$		≥ 300		≥ 2000	
	$H_b > H_D$	$H_D \leq 1/2 H$		≥ 250		≥ 2000	
		$1/2 H < H_D \leq H$		≥ 300		≥ 2500	
B,D,E	$H_b < H_D$	$H_b \leq 1/2 H$		≥ 300		≥ 2000	≥ 1000
		$1/2 H < H_b \leq H$		≥ 300		≥ 2500	≥ 1000
		$H_b > H$	Prohibited				
	$H_b > H_D$	$H_D \leq 1/2 H$		≥ 250		≥ 2500	≥ 1000
		$1/2 H < H_D \leq H$		≥ 300		≥ 2500	≥ 1000
	$H_D > 1/2 H$	Prohibited					

3). When outdoor units are installed in rows,

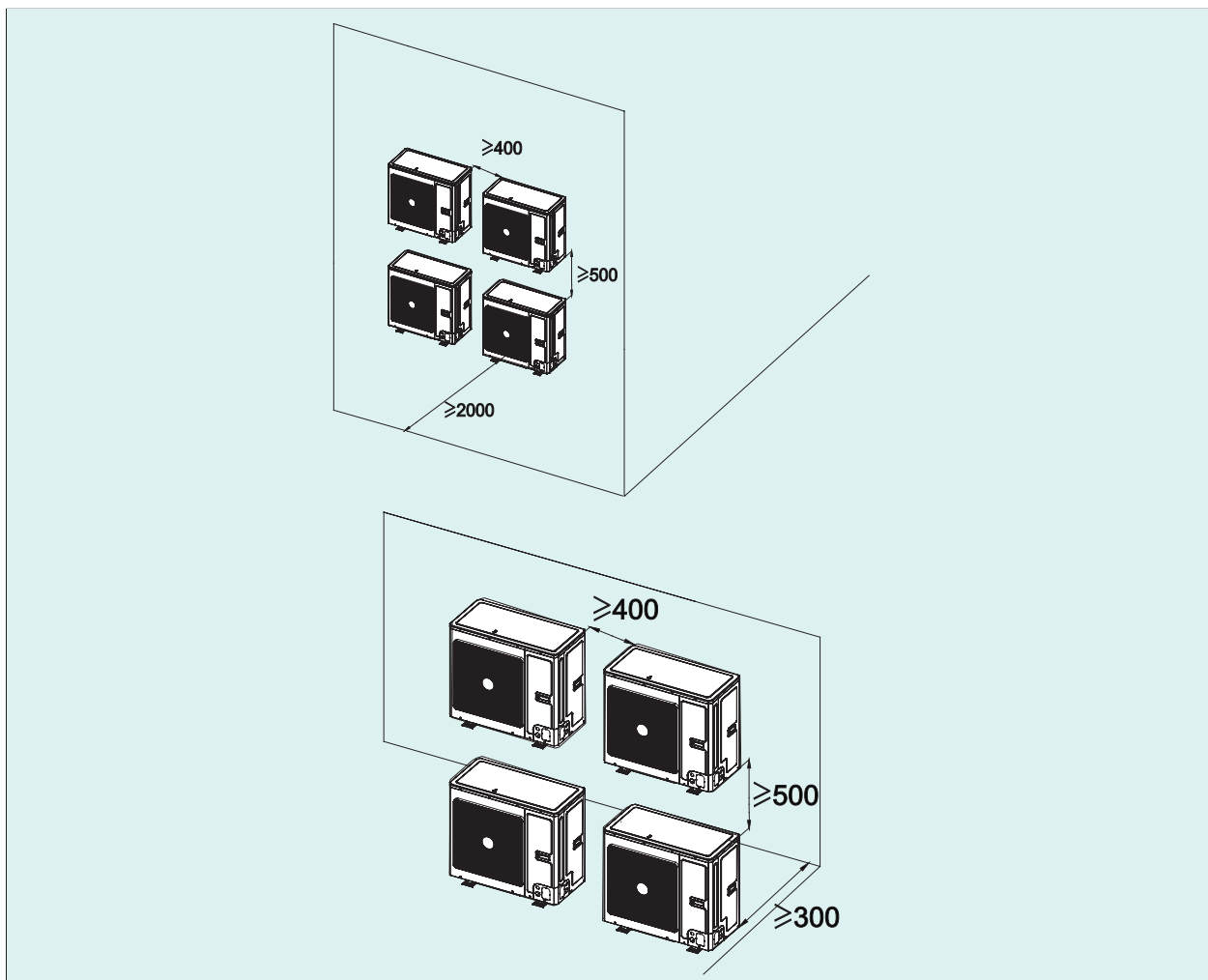
Unit: mm



H_b H	B(mm)
$H_b \leq 1/2 H$	$b \geq 250$
$1/2 H < H_b \leq H$	$b \geq 300$
$H_b > H$	Prohibited

4). When outdoor units are installed one above another,

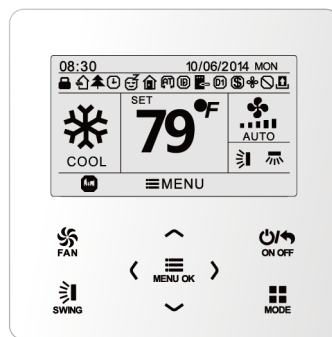
Unit: mm



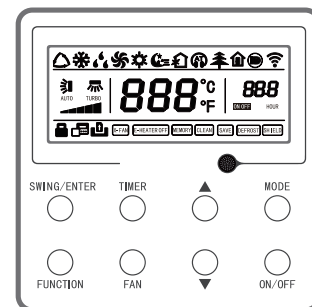
10.5 Controller



YAP1F6



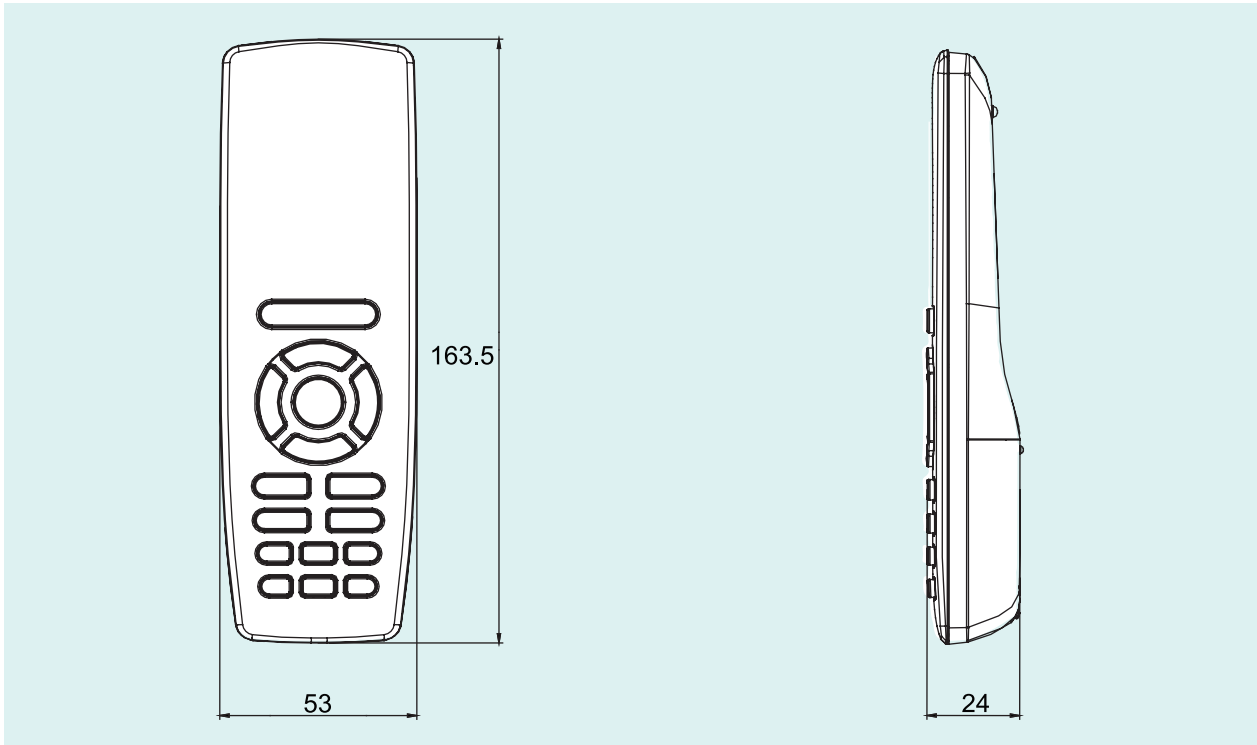
XK75



XK117

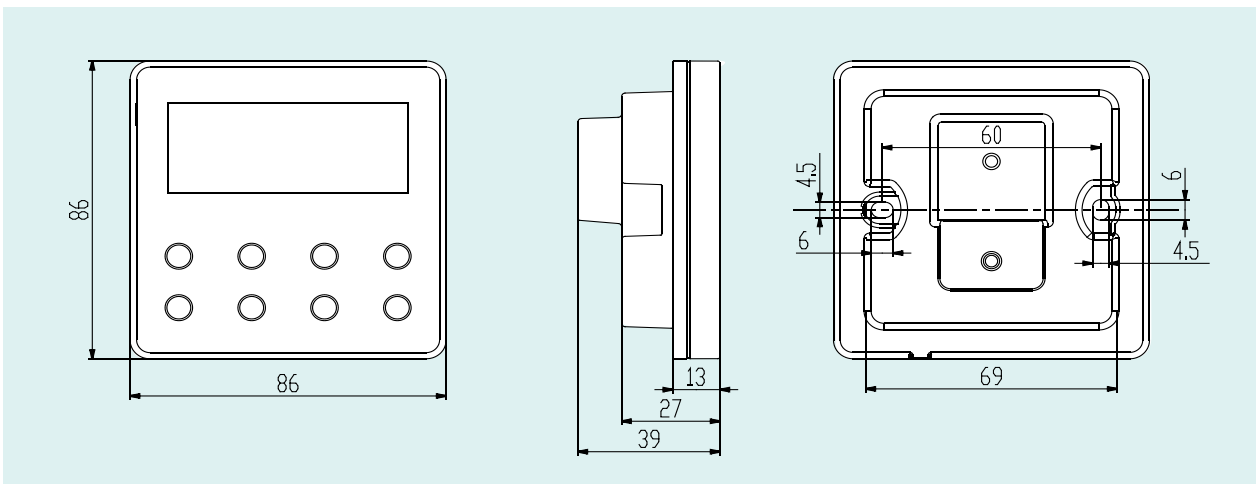
10.5.1 Dimensional Drawing of YAP1F6

Unit: mm



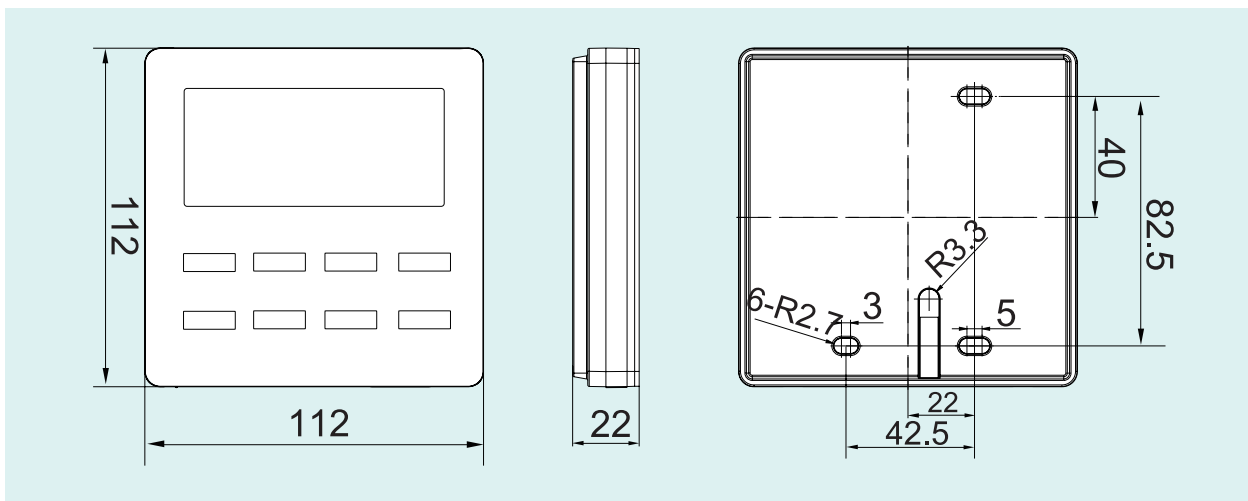
10.5.2 Dimensional Drawing of XK117

Unit: mm



10.5.3 Dimensional Drawing of XK75

Unit: mm



1 ELECTRICAL INSTALLATION



11.1 Electrical Parameters

Model	Power supply	Circuit breaker capacity	Min. sectional area of power cord
	V/Ph/Hz	A	mm ²
GUD35W/NhA-T	220-240V ~50Hz 208-230V ~60Hz	16	1.5
GUD50W/NhA-T		16	1.5
GUD71W/NhA-T		20	2.5
GUD85W/NhA-T		25	2.5
GUD100W/NhA-T		32	4.0
GUD125W/NhA-T		32	4.0
GUD140W/NhA-T		40	6.0
GUD100W/NhA-X	380-415V 3N~50Hz/60Hz	16	1.5
GUD125W/NhA-X		16	1.5
GUD140W/NhA-X		16	1.5
GUD160W/NhA-X		16	1.5

Model	Power supply	Fuse capacity	Circuit breaker capacity	Min. sectional area of power cord
	V/Ph/Hz	A	A	mm ²
Indoor unit	220-240V ~50Hz 208-230V ~60Hz	3.15	6	1.0

Notes:

Fuse is located on the main board.

Install a circuit breaker at every power terminal near the units (indoor and outdoor units) with at least

3mm contact gap. The units must be able to be plugged or unplugged.

Circuit breaker and power cord specifications listed in the above table are determined based on the maximum power input of the units.

Specifications of power cords listed in the above table are applicable in a working condition where ambient temperature is 40°C and multi-core copper cable (e.g. YJV copper cable, with insulated PE and PVC sheath) is protected by a conduit, and is resistant to 90 °C in maximum (See IEC 60364-5-52). If working condition changes, please adjust the specifications according to national standards.

Specifications of circuit breaker are based on a working condition where the working temperature is 40°C . If working condition changes, please adjust the specifications according to national standards.

Adopt 2pc of 0.75mm² power cords to be the communication cords between indoor and outdoor units. The maximum length is 100m. Please select a proper length according to local conditions. Communication cords must not be twisted together.

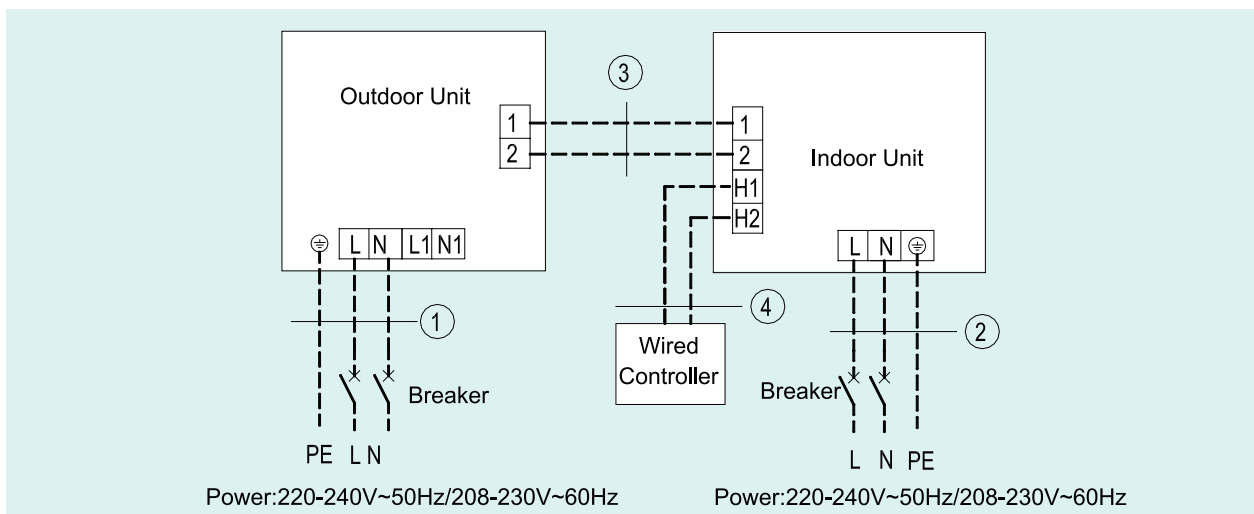
Adopt 2pc of 0.75mm² power cords to be the communication cords between wired control and indoor unit. The maximum length is 30m. Please select a proper length according to local conditions. Communication cords must not be twisted together.

The wire gauge of communication cord should not be less than 0.75mm². It's recommended to use 0.75mm² power cords as the communication cords.

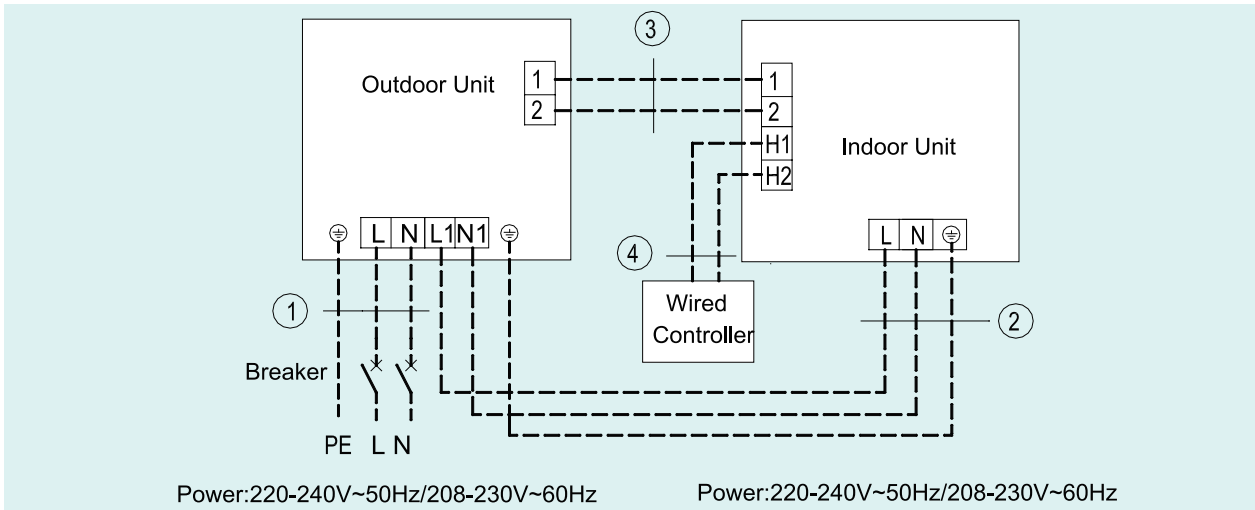
➔ 11.2 Wiring Diagram

11.2.1 Cassette Type

Single-phase unit: GUD35W/NhA-T, GUD50W/NhA-T, GUD71W/NhA-T, GUD85W/NhA-T.

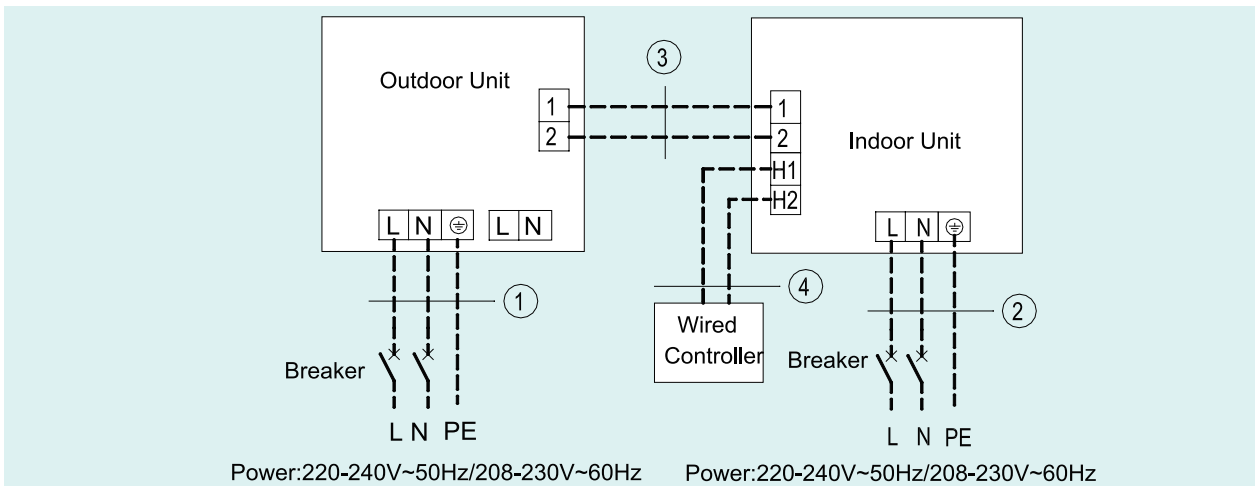


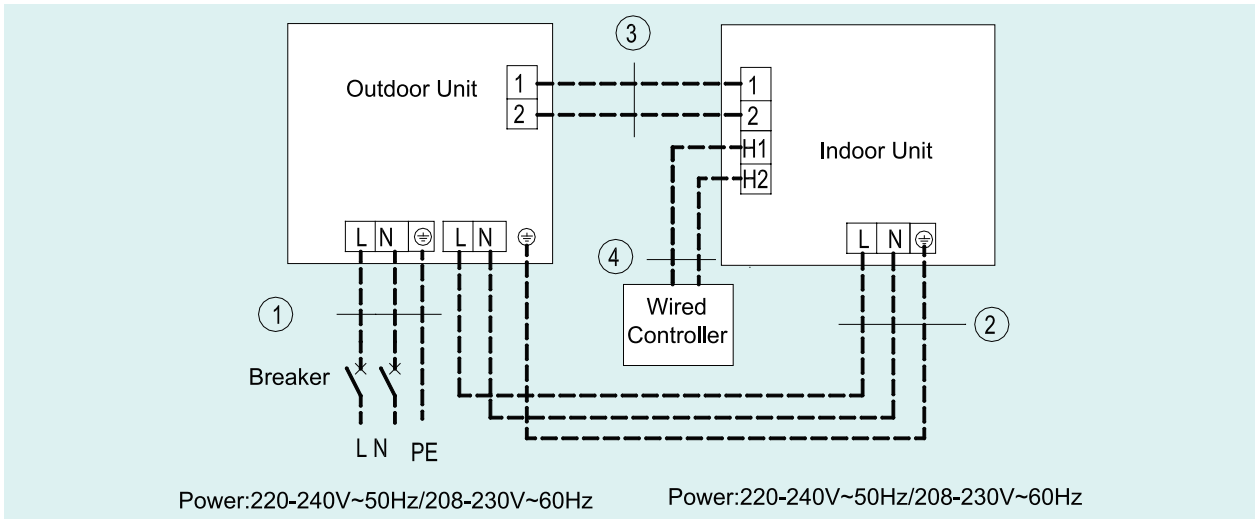
U-Match 5 SERIES AIR CONDITIONERS TSG



- GUD35T/A-T+GUD35W/NhA-T
- GUD50T/A-T+GUD50W/NhA-T
- 1. Power cord 3×1.5mm²
- 2. Power cord 3×1.0mm²
- 3. Communication Cords 2×0.75mm²
- 4. Communication Cords 2×0.75mm²
- GUD71T/A-T+GUD71W/NhA-T
- GUD85T/A-T+GUD85W/NhA-T
- 1. Power cord 3×2.5mm²
- 2. Power cord 3×1.0mm²
- 3. Communication Cords 2×0.75mm²
- 4. Communication Cords 2×0.75mm²

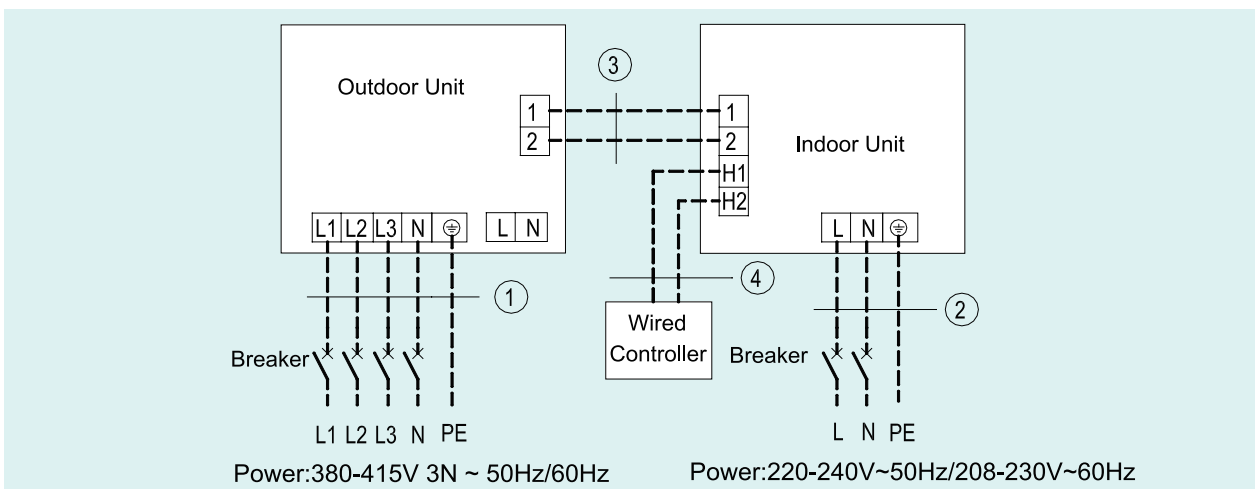
Single-phase unit: GUD100W/NhA-T, GUD125W/NhA-T, GUD140W/NhA-T.



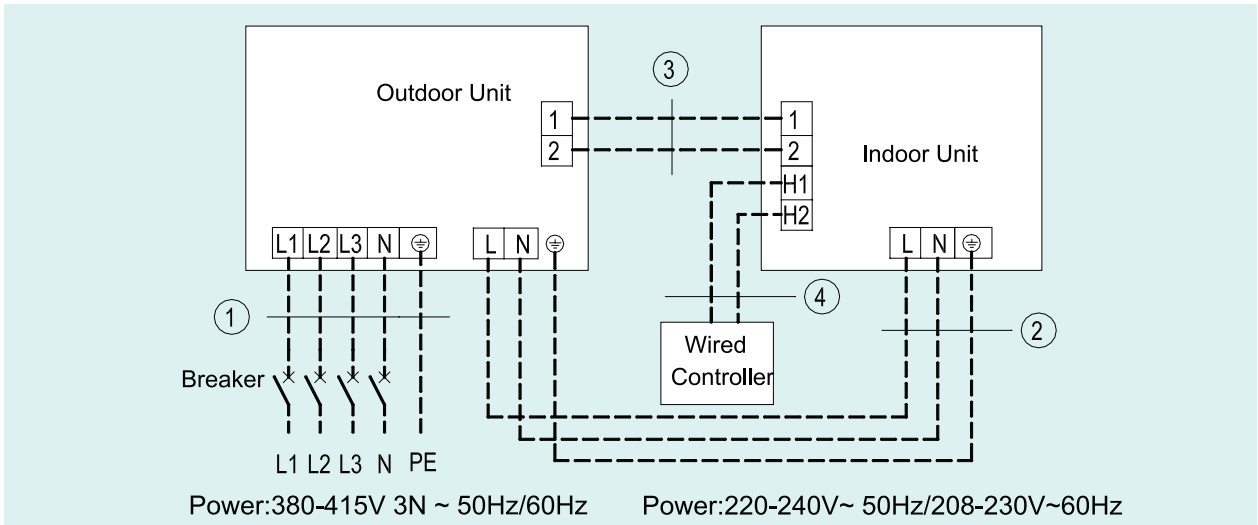


GUD100T/A-T+GUD100W/NhA-T
GUD125T/A-T+GUD125W/NhA-T
1. Power cord 3×4.0mm ²
2. Power cord 3×1.0mm ²
3. Communication Cords 2×0.75mm ²
4. Communication Cords 2×0.75mm ²
GUD140T/A-T+GUD140W/NhA-T
1. Power cord 3×6.0mm ²
2. Power cord 3×1.0mm ²
3. Communication Cords 2×0.75mm ²
4. Communication Cords 2×0.75mm ²

Three-phase unit: GUD100W/NhA-X, GUD125W/NhA-X, GUD140W/NhA-X, GUD160W/NhA-X.



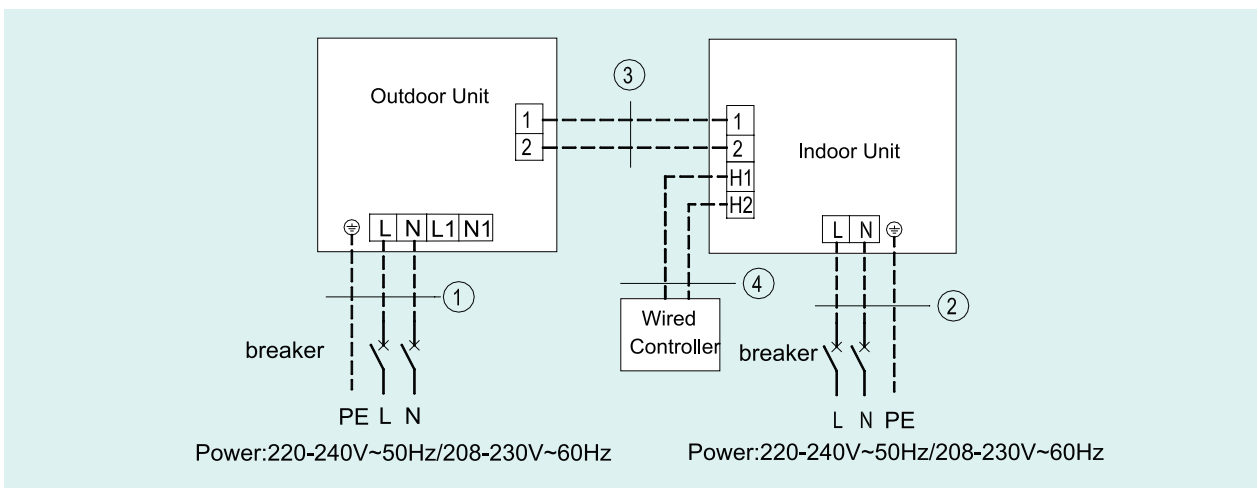
U-Match 5 SERIES AIR CONDITIONERS TSG

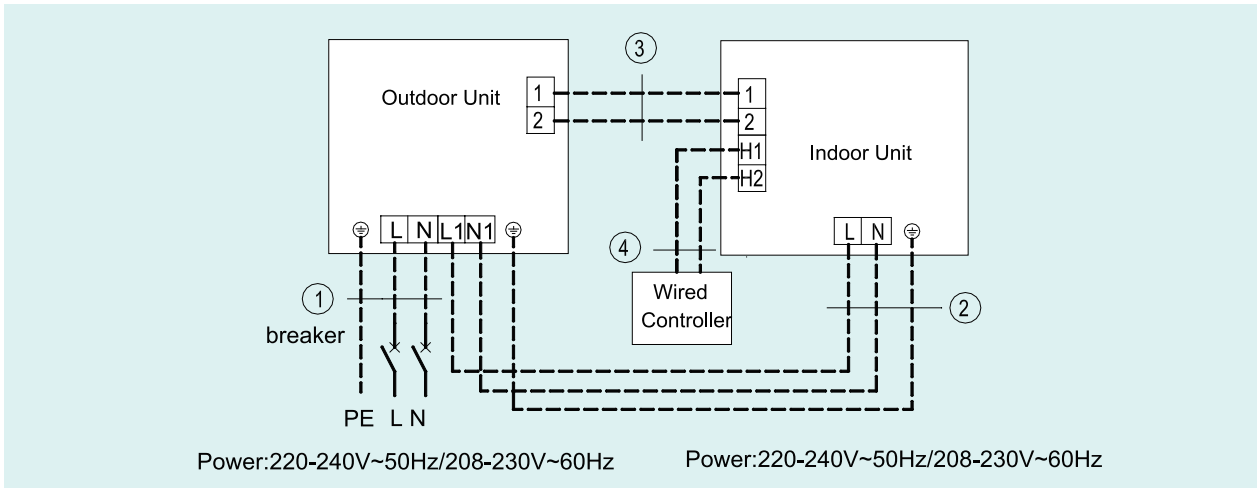


- GUD100T/A-T + GUD100W/NhA-X
- GUD125T/A-T + GUD125W/NhA-X
- GUD140T/A-T + GUD140W/NhA-X
- GUD160T/A-T + GUD160W/NhA-X
- 1. Power cord 5 × 1.5mm²
- 2. Power cord 3 × 1.0mm²
- 3. Communication Cords 2 × 0.75mm²
- 4. Communication Cords 2 × 0.75mm²

11.2.2 Duct Type

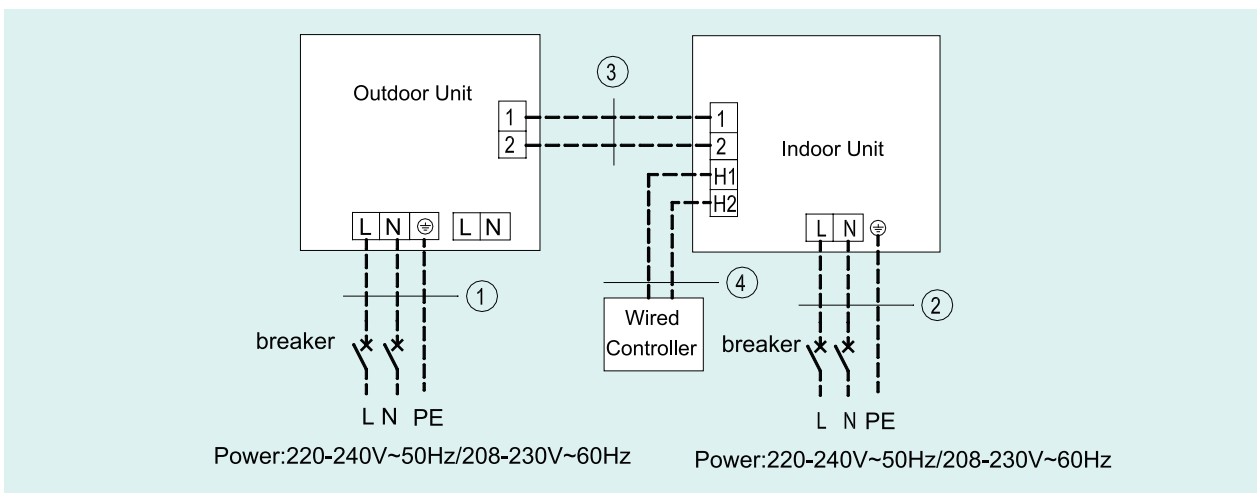
Single-phase unit: GUD35W/NhA-T, GUD50W/NhA-T, GUD71W/NhA-T, GUD85W/NhA-T.



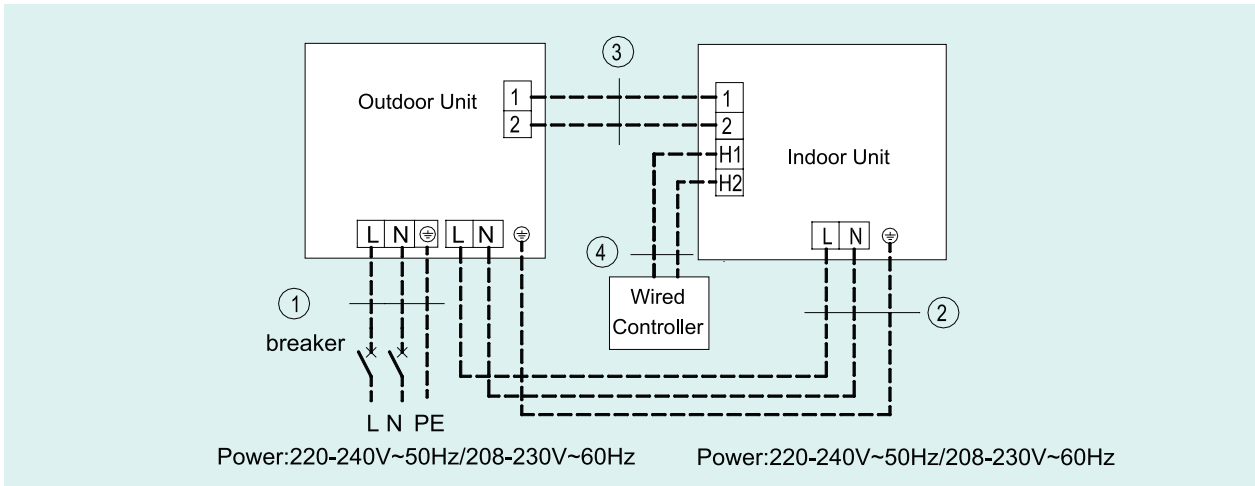


- GUD35P/A-T+GUD35W/NhA-T, GUD35PS/A-T+GUD35W/NhA-T
 - GUD50P/A-T+GUD50W/NhA-T, GUD50PS/A-T+GUD50W/NhA-T
 - 1. Power cord 3×1.5mm²
 - 2. Power cord 3×1.0mm²
 - 3. Communication Cords 2×0.75mm²
 - 4. Communication Cords 2×0.75mm²
-
- GUD71P/A-T+GUD71W/NhA-T, GUD71PS/A-T+GUD71W/NhA-T
 - GUD85P/A-T+GUD85W/NhA-T, GUD85PS/A-T+GUD85W/NhA-T
 - 1. Power cord 3×2.5mm²
 - 2. Power cord 3×1.0mm²
 - 3. Communication Cords 2×0.75mm²
 - 4. Communication Cords 2×0.75mm²

Single-phase Unit: GUD100W/NhA-T, GUD125W/NhA-T, GUD140W/NhA-T.



U-Match 5 SERIES AIR CONDITIONERS TSG



GUD100PH/A-T+GUD100W/NhA-T, GUD100PHS/A-T+GUD100W/NhA-T

GUD125PH/A-T+GUD125W/NhA-T, GUD125PHS/A-T+GUD125W/NhA-T

1. Power cord 3×4.0mm²

2. Power cord 3×1.0mm²

3. Communication Cords 2×0.75mm²

4. Communication Cords 2×0.75mm²

GUD140PH/A-T+GUD140W/NhA-T, GUD140PHS/A-T+GUD140W/NhA-T

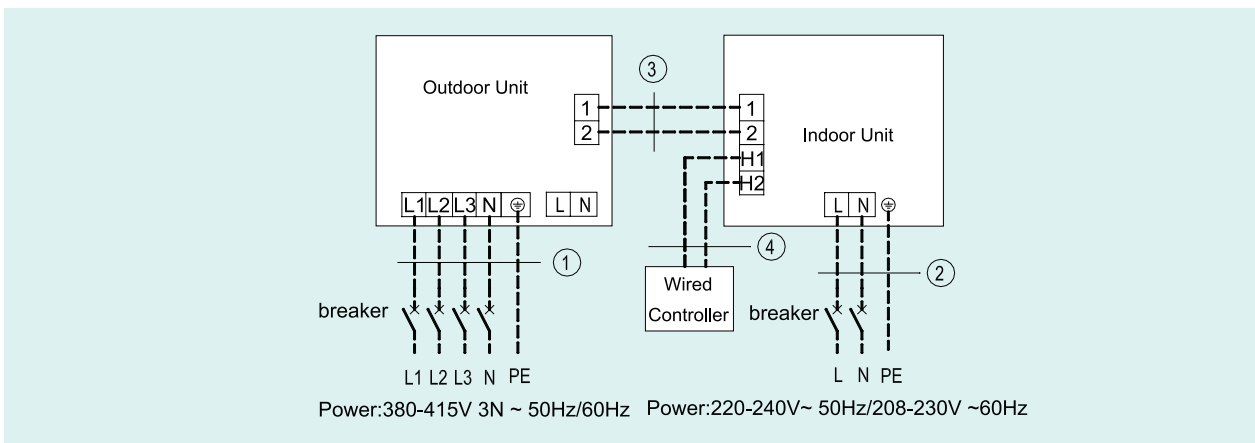
1. Power cord 3×6.0mm²

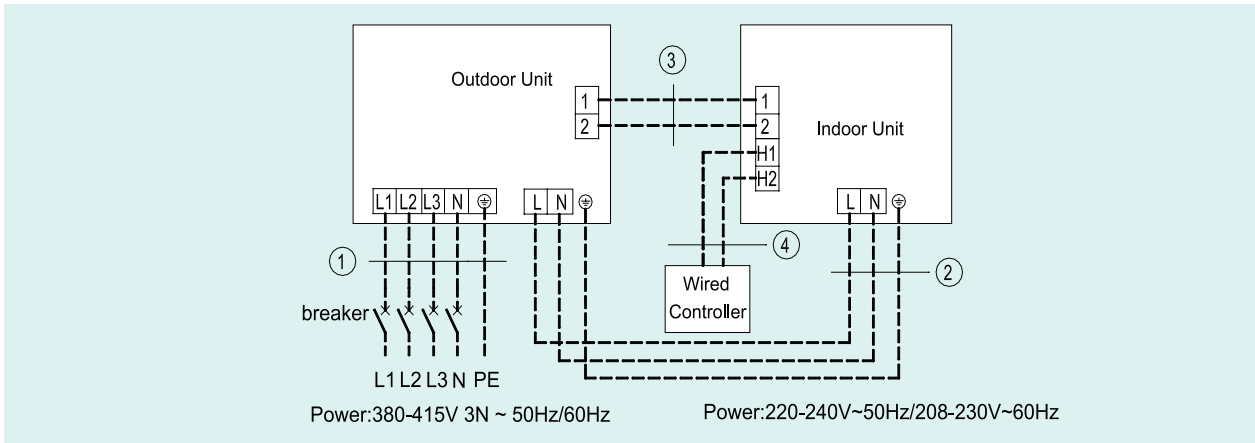
2. Power cord 3×1.0mm²

3. Communication Cords 2×0.75mm²

4. Communication Cords 2×0.75mm²

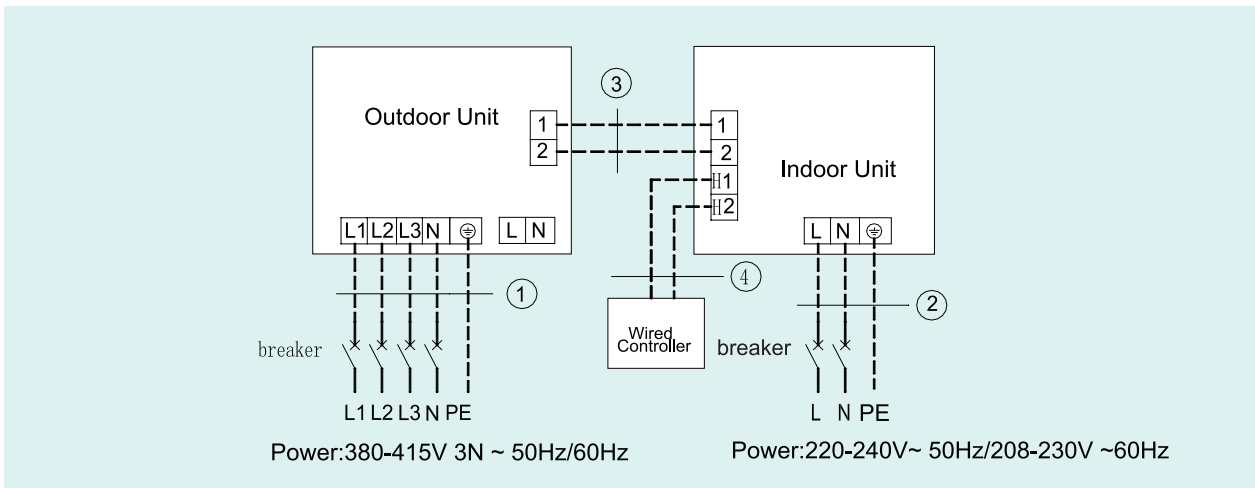
Three-phase unit: GUD100W/NhA-X, GUD125W/NhA-X, GUD140W/NhA-X.



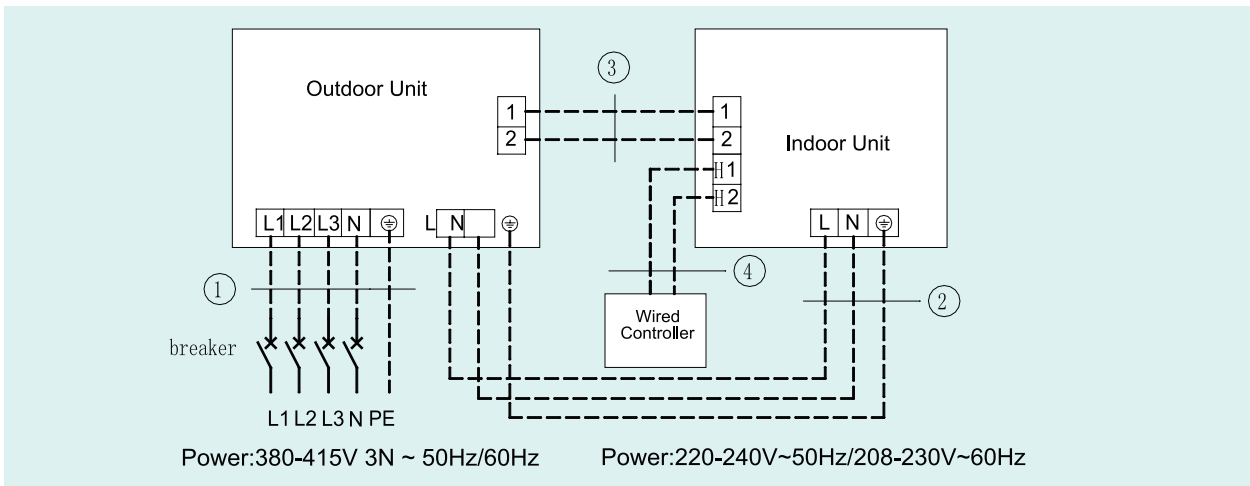


- GUD100PH/A-T+GUD100W/NhA-X, GUD100PHS/A-T+GUD100W/NhA-X
- GUD125PH/A-T+GUD125W/NhA-X, GUD125PHS/A-T+GUD125W/NhA-X
- GUD140PH/A-T+GUD140W/NhA-X, GUD140PHS/A-T+GUD140W/NhA-X
- 1. Power cord $5 \times 1.5\text{mm}^2$
- 2. Power cord $3 \times 1.0\text{mm}^2$
- 3. Communication Cords $2 \times 0.75\text{mm}^2$
- 4. Communication Cords $2 \times 0.75\text{mm}^2$

Three-phase unit: GUD160W/NhA-X.



U-Match 5 SERIES AIR CONDITIONERS TSG

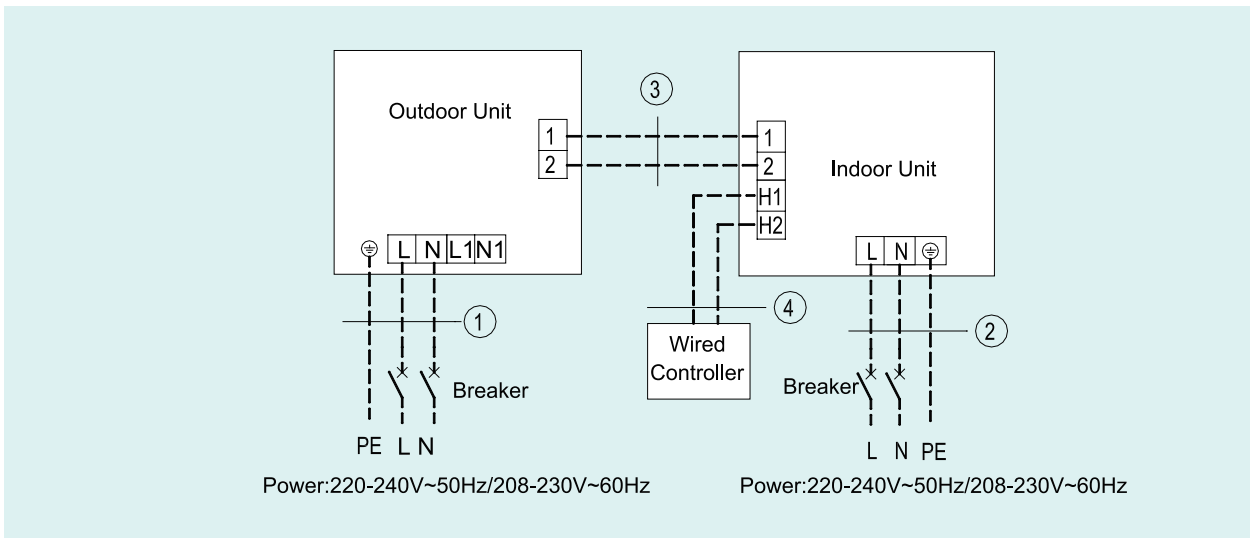


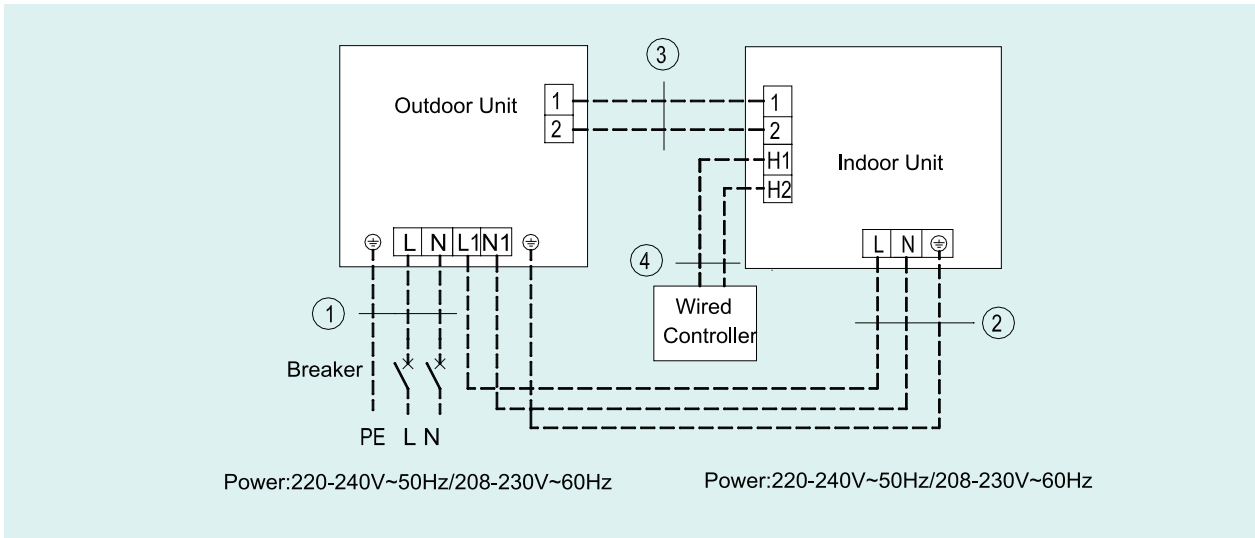
GUD160PH/A-T + GUD160W/NhA-X, GUD160PHS/A-T + GUD160W/NhA-X

1. Power cord $5 \times 1.5\text{mm}^2$
2. Power cord $3 \times 1.0\text{mm}^2$
3. Communication Cords $2 \times 0.75\text{mm}^2$
4. Communication Cords $2 \times 0.75\text{mm}^2$

11.2.3 Floor Ceiling Type

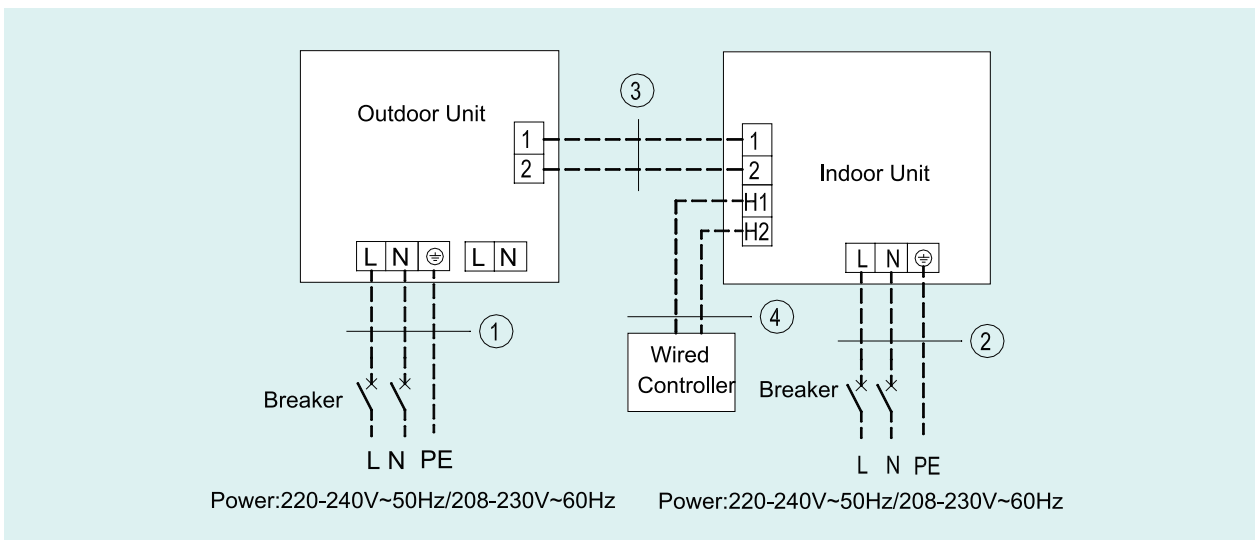
Single-phase unit : GUD35W/NhA-T, GUD50W/NhA-T, GUD71W/NhA-T, GUD85W/NhA-T



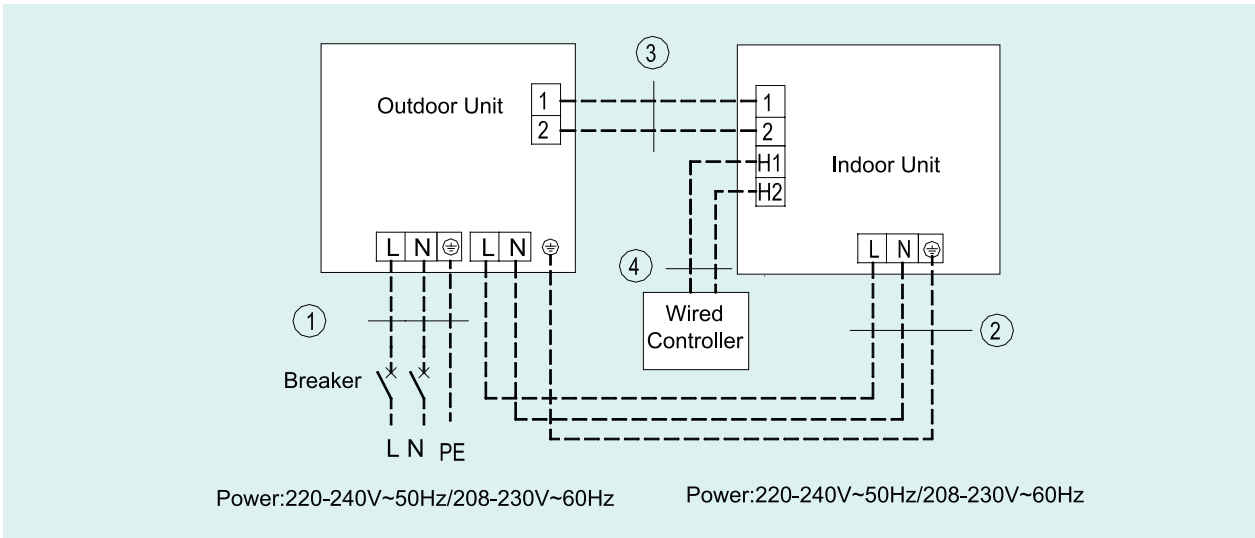


- GUD35ZD/A-T+GUD35W/NhA-T
- GUD50ZD/A-T+GUD50W/NhA-T
- 1. Power cord 3×1.5mm²
- 2. Power cord 3×1.0mm²
- 3. Communication Cords 2×0.75mm²
- 4. Communication Cords 2×0.75mm²
- GUD71ZD/A-T+GUD71W/NhA-T
- GUD85ZD/A-T+GUD85W/NhA-T
- 1. Power cord 3×2.5mm²
- 2. Power cord 3×1.0mm²
- 3. Communication Cords 2×0.75mm²
- 4. Communication Cords 2×0.75mm²

Single-phase unit : GUD100W/NhA-T, GUD125W/NhA-T, GUD140W/NhA-T

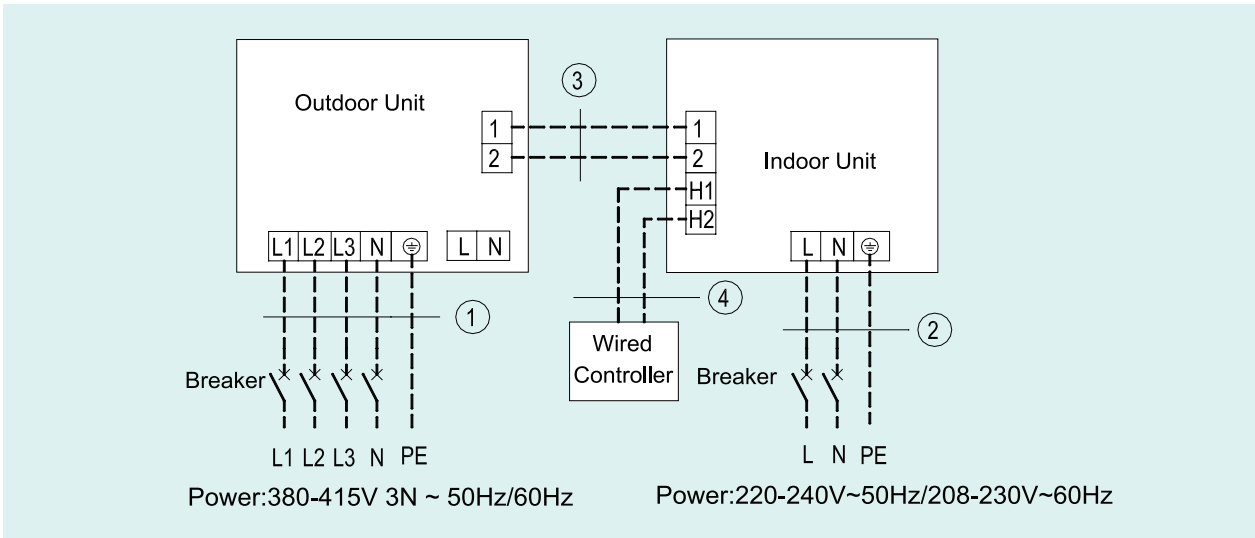


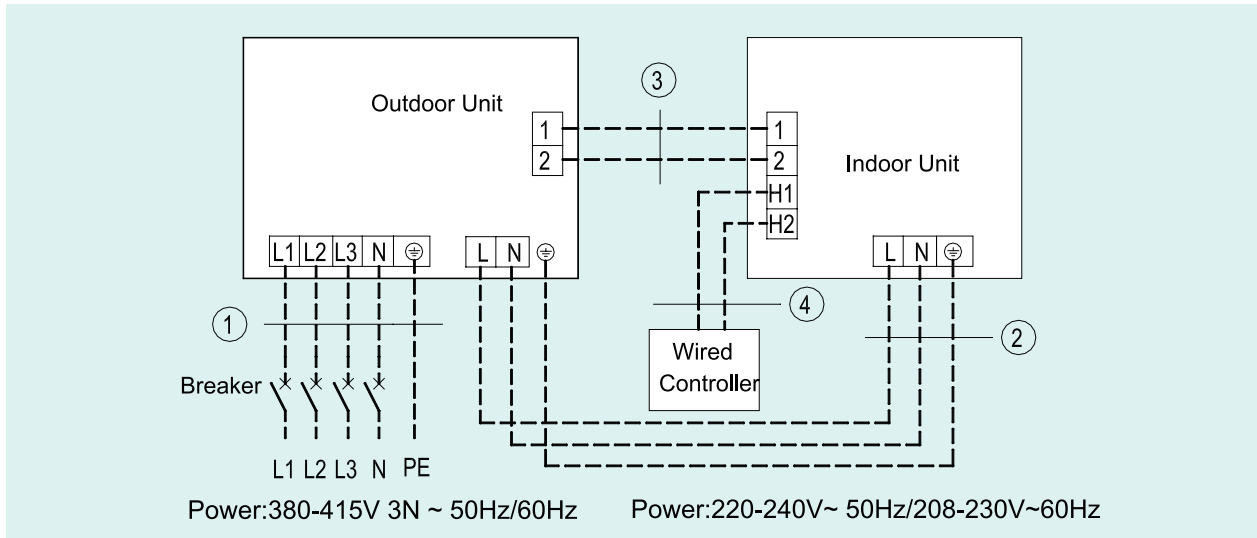
U-Match 5 SERIES AIR CONDITIONERS TSG



- GUD100ZD/A-T+GUD100W/NhA-T
- GUD125ZD/A-T+GUD125W/NhA-T
- 1. Power cord 3×4.0mm²
- 2. Power cord 3×1.0mm²
- 3. Communication Cords 2×0.75mm²
- 4. Communication Cords 2×0.75mm²
- GUD140ZD/A-T+GUD140W/NhA-T
- 1. Power cord 3×6.0mm²
- 2. Power cord 3×1.0mm²
- 3. Communication Cords 2×0.75mm²
- 4. Communication Cords 2×0.75mm²

Three-phase unit:GUD100W/NhA-X, GUD125W/NhA-X, GUD140W/NhA-X, GUD160W/NhA-X.





- GUD100ZD/A-T + GUD100W/NhA-X
- GUD125ZD/A-T + GUD125W/NhA-X
- GUD140ZD/A-T + GUD140W/NhA-X
- GUD160ZD/A-T + GUD160W/NhA-X
- 1. Power cord 5 × 1.5mm²
- 2. Power cord 3 × 1.0mm²
- 3. Communication Cords 2 × 0.75mm²
- 4. Communication Cords 2 × 0.75mm²

1.2 LIST OF STANDARD AND OPTIONAL PARTS

	Cassette type	Duct type	Floor ceiling type
Wired Controller XK117 Product code: MC20700730	○	●	○
Wired Controller XK75 Product code: MC20700260	○	○	○
Remote Controller YAP1F6 Product code: 305001060024	●	○	●
YAN1F1 Product code: 30510474	○	○	○
YAA1FB6(WiFi) Product code: 305001000078	○	○	○
WiFi Module(G-Cloud) Product code: MC20002050	○	○	○
Centralized Controller (up to 16 indoor unit) CE50-24/E Product code: MC207025	○	○	○
Centralized Controller (up to 36 indoor unit) Product code: MC207052	○	○	○
Modbus Gateway ME50-00/EG(M) Product code: NC20000010	○	○	○
Dry Contact Gateway (Extended Function Board) ME30-42/E1 Product code: NC20000020	○	○	○
Door Controller MK03 Product code: MC207022	○	○	○
the Communication Wire of Indoor Unit and Outdoor Unit	○	○	○
the Communication Wire of Indoor Unit and Wire Controller	○	○	○
Chassis Electric Heating Belt	○	○	○

Note: ● means standard, ○ means optional.

Gree reserves the right to modify the specifications without prior notice. Please confirm the final specifications with sales representatives.



GREE ELECTRIC APPLIANCES, INC. OF ZHUHAI 519070

Add: West Jinji Rd, Qianshan Zhuhai, Guangdong, China

Tel: (+86-756)8522218

Fax: (+86-756)8669426

E-mail: gree@gree.com.cn www.gree.com

SJ00498603